

2018 CATALOG



**PERENNIAL
FAVORITES**



FRONT COVER
DELOSPERMA
WHEELS OF WONDER HOT PINK WONDER

PANTONE® COLOR OF THE YEAR 2018:
ULTRA VIOLET 18-3838



Southern Sales Territory

Dane Horrocks

801.784.6215

danehorrocks@perennialfavoritesnursery.com



Northern Sales Territory

Ken Cox

801.784.6221

kenleycox@perennialfavoritesnursery.com



PERENNIAL FAVORITES

TABLE OF CONTENTS

TERMS AND DELIVERY.....	i
WEBSITE/ONLINE ORDERING INFORMATION.....	ii
PREMIUM ANNUALS AND ACCENTS.....	1-27
INCREDIBLE EDIBLES.....	29-44
ORNAMENTAL GRASSES.....	45-52
NATIVE AND WATERWISE PLANTS.....	53-63
PERENNIALS	65-144

Premium Annuals
& Accents

Incredible Edibles

Ornamental
Grasses

Native &
Waterwise

Perennials





PERENNIAL FAVORITES

Terms and Conditions

PRICES: Prices in this catalog are intended for the wholesale trade only (**no retail sales**) and are subject to change without notice. **All prices are F.O.B. Perennial Favorites.** Prices do not include delivery fees or applicable surcharges. List prices are per item for plants purchased in full flats per variety (flats counts as published). Purchases of less than full flats will be charged an additional 10%. The prices listed supersede all previously published prices.

PAYMENT: All sales are C.O.D. unless previous credit arrangements have been made. Cash, Check, Master Card, Visa and Discover are accepted. No deliveries will be left without payment in full. A credit application will be sent upon request. Please allow 2-4 weeks for credit clearance. For customers with established credit terms, payment in full is due 30 days from date of pickup or delivery. Any account not paid by the due date will be charged a late fee of 1.5% per month on unpaid balance. Past due accounts will revert back to a C.O.D. basis without further notice. Purchaser agrees to pay all finance charges and all collection fees incurred. **Please remember that credit is a privilege.**

CLAIMS and WARRANTIES: All claims must be made within 72 hours of delivery. Any plant returned must be received in good condition within the claim period. **All returns are subject to a 20% restocking fee.** Plants are offered subject to prior sale, no warranty expressed or implied. We do not guarantee survivability of any plant. We strive to insure plants are true to name and in good condition when received. Any plants that prove otherwise will be replaced or purchase price credited. In no case are we responsible for more than the original purchase price of stock sold.

DELIVERIES: Perennial Favorites provides deliveries along the Wasatch front with a minimum order of \$500. Please allow 48 hours notice before delivery. Deliveries are subject to a delivery charge. Deliveries are made on a regularly scheduled basis (call for details). Those requiring special timing will be charged an additional fee. Any delivery requiring more than unloading in one area close to our truck will be charged an additional fee (\$50 per hour). Landscape deliveries to a job site are subject to an additional charge. Deliveries outside the Wasatch front need to be pre-arranged both for timing and charges. There **will not** be any walk-ins the week prior to Mother's Day. **Will-call orders need to be made at least 24 hours in advance and picked up between 8:00 am and 3:00 pm Monday-Friday** (closed weekends and holidays). **Walk-ins can visit the nursery and shop Monday-Friday between 8:00 am and 3:00 pm.** Because of safety issues, please do not bring children. Clients are to be accompanied by a representative they are doing business with.

HOLD and SPECIAL ORDERS: Orders may be held for up to 14 days with a 25% non-refundable down payment. Orders requiring more than 14 days are subject to a 10% per week maintenance fee. All orders held will receive and purchasers will accept originally held stock. No substituting at time of pick-up or delivery. All special orders or custom orders, need to be arranged on an individual basis. Fees will be based on the specific needs of both parties. This will require a signed contract.

www.perennialfavoritesnursery.com

Use our website to research specific varieties or to easily and quickly place an order on our real-time availability page. Our online database has detailed information on the 2,400 varieties we grow. This user-friendly site is also praised for its fast and simple flow process.

**Variety List**Log Out

Select Category
Select Genus
Select Species

Perennial
Echinacea
All Species

☐ Show Inactive

Category	Genus	Species	Variety	View Info
Perennial	Echinacea	hybrid	'Big Kahuna' Coneflower **NEW**	Info
Perennial	Echinacea	hybrid	'Cheyenne Spirit' Coneflower	Info
Perennial	Echinacea	hybrid	'Chiquita Dwarf' Coneflower	Info
Perennial	Echinacea	hybrid	'Flame Thrower' Coneflower	Info
Perennial	Echinacea	hybrid	'Glowing Dream' Coneflower **NEW**	Info
Perennial	Echinacea	hybrid	'Hope' Coneflower	Info
Perennial	Echinacea	hybrid	'Mama Mia' Coneflower	Info
Perennial	Echinacea	hybrid	'Now Cheesier' Coneflower	Info
Perennial	Echinacea	hybrid	'Rosita Dwarf' Coneflower **NEW**	Info
Perennial	Echinacea	hybrid	'Tiki Torch' Coneflower	Info
Perennial	Echinacea	hybrid	'Tomato Soup' Coneflower	Info
Perennial	Echinacea	hybrid	'Vanilla Cupcake' Coneflower **NEW**	Info
Perennial	Echinacea	hybrid Big Sky Series	'After Midnight' Coneflower	Info
Perennial	Echinacea	hybrid Big Sky Series	'Harvest Moon' Coneflower	Info
Perennial	Echinacea	hybrid Big Sky Series	'Summer Sky' Coneflower	Info
Perennial	Echinacea	hybrid Big Sky Series	'Sundown' Coneflower	Info
Perennial	Echinacea	hybrid Big Sky Series	'Sunrise' Coneflower	Info
Perennial	Echinacea	hybrid Big Sky Series	'Twilight' Coneflower	Info
Perennial	Echinacea	hybrid Double Scoop	'Bubble Gum' Coneflower	Info
Perennial	Echinacea	hybrid Double Scoop	'Orangeberry' Coneflower	Info
Perennial	Echinacea	hybrid Double Scoop	'Raspberry' Coneflower	Info

Step 1 – Browse & Order

Use our vast database to find detailed information on any specific variety. Many people use our website as a resource since the varieties we grow are searchable by Category, Genus, Species, and Variety. When placing an order, click on the variety and a picture appears instantly. The simple format allows for an order to be placed quickly and easily.

(Variety List shown, prices shown when placing order.)

**Order Summary**Log Out

Add Item(s)
Varieties List

Continue Later
Proceed to Confirmation

Main Menu
Save Changes

Status: ☒ Incomplete ☐ Submitted ☐ Pulling in Progress ☐ Pulled ☐ Shipped

Order Number: 13773
Customer: Perennial Favorites
Ship Date: 2013-11-26
P.O. Number:
Job Reference:

Allow Subs: ☐ Yes ☐ No
Shipment Method: ☐ Delivery ☐ Pick-up
Street Address: 247 South 3200 West
City: Layton
State: Utah
Zip: 84041

Comments: Deliver out back

Remove	Quantity (Plats of 6)	Sub	Item	Item Price	Extended Price
<input type="checkbox"/>	6	<input type="checkbox"/>	Achillea hybrid Desert Eve Series 'Terracotta' Yarrow	\$3.00	\$18.00
<input type="checkbox"/>	3	<input type="checkbox"/>	Achillea millefolium 'Laura' Yarrow **New**	\$3.00	\$9.00
<input type="checkbox"/>	12	<input type="checkbox"/>	Campulana persicifolia 'Chettle Charm' Bellflower	\$2.50	\$30.00
<input type="checkbox"/>	6	<input type="checkbox"/>	Coreopsis grandiflora 'Sunray' Tickseed	\$2.75	\$16.50
<input type="checkbox"/>	18	<input type="checkbox"/>	Dianthus hybrid Star Series 'Devon Esther - Pop Star' Pinks	\$3.10	\$55.80
<input type="checkbox"/>	5	<input type="checkbox"/>	Echinacea hybrid 'Mama Mia' Coneflower	\$3.25	\$16.25
<input type="checkbox"/>	5	<input type="checkbox"/>	Echinacea hybrid Big Sky Series 'Sundown' Coneflower	\$3.25	\$16.25
<input type="checkbox"/>	6	<input type="checkbox"/>	Echinacea purpurea 'White Swan' Coneflower	\$2.15	\$12.90
	61		TOTALS		174.70

Step 2 - Summary

An Order Summary appears at step 2 of the ordering process. You can check prices, and edit things like the delivery address and delivery date. You can also type comments for the pulling crew and drivers to see. At this point you can save your order and come back to add or take things off as you please. When your order is complete, just 'Confirm' the order.

New E-mail
New Items
Ignore
Clean Up
Junk
Delete

Reply
Reply All
Forward
More

Meeting
Landscapers - d...
Weekly Hot Pics ...
Create New

Move
Rul

Quick Steps

Favorites
Outlook Data File
Inbox
Drafts [5]
Sent Items
Deleted Items (4)
Junk E-mail [49]
Outbox [1]
RSS Feeds

Search Inbox (Ctrl+E)

Arrange By: Date
Newest on top

Today

Perennial Favorites 1:31 PM
Order Confirmation For Order# ...

Yesterday

JASON WHITE Mon 5:24 PM

Order Confirmation For Order# 1377:

Perennial Favorites <mail@perennialfav

Sent: None

To: danehorrocks@perennialfavoritesnursery.com

Message orderConfirmation13773.pdf (125 KI

Step 3 – Confirmation

Once an order has been confirmed, a confirmation e-mail will immediately follow for your records.

Please fi
Thi

ii



Premium Annual

Angelonia Summer Snapdragon Spire-like blooms with willowesque green leaves. Vigorous, free branching. This heat lover blooms summer to frost with very low maintenance.

Anglemist Series (angustifolia) Low-growing, spreading, and free-flowering. Performs well in baskets, containers, and landscapes.

'Spreading Blue' •Orchid-like, lilac-blue flowers	H4-10" W12-20"	Summer-Frost	○ ✂ ☼ 🌿
'Spreading Pink' •Orchid-like flowers are pink with a white throat	H4-10" W12-20"	Summer-Frost	○ ✂ ☼ 🌿
'Spreading Purple' •True purple orchid-like flowers	H4-10" W12-20"	Summer-Frost	○ ✂ ☼ 🌿

Archangel Series (angustifolia) Ideal series for growers looking to add depth and color to their late spring and summer programs. It introduces exceptionally larger flowers mated to well-branched stems, medium-vigor habit. Thrives in extreme heat, humidity and drought. Excellent landscape performance.

'Blue Bicolor' *New* •Huge, fragrant bicolor flowers of deep purple and soft lilac are vibrant against glossy dark green foliage.	H12-14" W10-12"	Summer-Frost	○ ✂ ☼ 🌿
'Cherry Red' •Huge red flowers are vibrant against glossy dark green foliage	H12-14" W10-12"	Summer-Frost	○ ✂ ☼ 🌿
'Dark Purple' •Huge dark purple flowers are vibrant against glossy dark green foliage	H12-14" W10-12"	Summer-Frost	○ ✂ ☼ 🌿
'Dark Rose' •Huge dark pink flowers are vibrant against glossy dark green foliage	H12-14" W10-12"	Summer-Frost	○ ✂ ☼ 🌿
'Pink' •Delicate soft pink flowers are vibrant against glossy dark green foliage	H12-14" W10-12"	Summer-Frost	○ ✂ ☼ 🌿
'White' •Huge white flowers are vibrant against glossy dark green foliage	H12-14" W10-12"	Summer-Frost	○ ✂ ☼ 🌿

Argyranthemum A cool-season favorite for springtime gardens, Argyranthemum is a delightful annual flower with large daisy-like blooms in bright springtime colors. In addition to its attractive blooms, Argyranthemum has dark green, fern-like foliage and grows in a tight mound with a vigorous upright habit.

frutescens 'Butterfly' •Sunny yellow daisies appear all summer long over the vigorous green foliage	H18-36" W12-18"	Late Spring-Frost	○ 🦋
frutescens 'Vanilla Butterfly' •This daisy has large, creamy white flowers that bloom all season long.	H12-18" W12-18"	Late Spring-Frost	○ 🦋

Bacopa see Sutera







Premium Annuals







PERENNIAL
FAVORITES

Begonia Great for summer flower beds, containers, and hanging baskets. Blooms from early summer to mid autumn, or until the first hard frost arrives.











Baby Wing Series Maintenance-free. Flowers earlier than Dragon Wing, with continuous color and small Dragon Wing-shaped leaves. Season-long performance in landscapes and containers. Extremely heat tolerant and handles stressful conditions well.

'Pink' •Abundant pink flowers in loose clusters	H12-15" W12-18"	Early Summer-Frost	 
'White' •Abundant white flowers grow in loose clusters	H12-15" W12-18"	Early Summer-Frost	 
'White Bronze Leaf' •Abundant white flowers grow in loose clusters on dark bronze foliage	H12-15" W12-18"	Early Summer-Frost	 











Dragon Wing Series Unique and beautiful arching, pendulous habit is spectacular in hanging baskets, large containers and commercial landscape plantings.

'Pink' •Large pink blooms and glossy, wing-shaped leaves, great branching with a dense habit	H12-15" W16-20"	Early Summer-Frost	 
'Red' •Large red blooms and glossy, wing-shaped leaves, great branching with a dense habit	H12-15" W16-20"	Early Summer-Frost	 







Nonstop Series Form neat plants with green foliage and double flowers that are sturdy bloomers that add a bright spark, even in partial shade or low levels of sunlight.

'Deep Rose' •Large fully double deep rose-pink blooms with nonstop action all season	H8-12" W12-16"	Mid Spring-Frost	 
'Orange' •Produces masses of perfectly formed, orange medium-sized flowers	H8-12" W12-16"	Mid Spring-Frost	 
'Red' •Large fully double red blooms with nonstop action all season	H8-12" W12-16"	Mid Spring-Frost	 
'White' •Dainty white frilly flowers with buttery yellow centers	H8-12" W12-16"	Mid Spring-Frost	 
'Yellow' •Large fully double yellow blooms with nonstop action all season	H8-12" W12-16"	Mid Spring-Frost	 

Solenia Series Solenia series is a cross between a tuberous begonia and a wax begonia. It's a mildew resistant variety that can take full sun. Bright, 3" fully double flowers are self cleaning and require no deadheading. Compact plant habit stands up to heat and wind. Dark green, glossy heart shaped leaves.

'Dusty Rose' •Features dainty rose colored frilly flowers	H8-12" W12-16"	Mid Spring-Frost	 
'Light Yellow' •Features dainty pale yellow colored frilly flowers	H8-12" W12-16"	Mid Spring-Frost	 
'Orange' •Features dainty orange colored frilly flowers	H8-12" W12-16"	Mid Spring-Frost	 
'Red' •Features dainty red colored frilly flowers	H8-12" W12-16"	Mid Spring-Frost	 
'Velvet Red' *New* •Features dainty dark red frilly flowers	H8-12" W8-12"	Mid Spring-Frost	 

Unstoppable Series This Begonia is a blooming machine providing incredible masses of upward facing blossoms. Although it tolerates most conditions, it grows best in well drained, moist soil.

'Upright Fire' •Sizzling scarlet orange flowers are set off by the glossy dark green to deep bronze leaves that flash a violet hued reverse	H12-18" W12-18"	Summer-Frost	 
'Upright Salmon' *New* •Single salmon pink flowers with dark bronze foliage	H12-18" W12-18"	Summer-Frost	 
'Upright White' *New* •Pure white flowers with dark foliage	H12-18" W12-18"	Summer-Frost	 



Bidens Tickseed Very floriferous with large flowers and a compact habit. Vigorous, heat tolerant plants. Use in baskets, containers, or in the landscape. Self-cleaning, no deadheading necessary, ever-blooming.

ferulifolia 'Bee Alive' *New* •Yellow daisy shaped flowers with orange tipped petal, spreading/trailing habit	H8-10" W24-36"	Early Summer-Frost	○ 🦋
ferulifolia 'Bidy Boom Red' *New* •Tight yet well rounded habit with large red blooms, perfect for large	H12-18" W24-36"	Early Summer-Frost	○ 🦋
ferulifolia 'Bidy Boom Wildfire' *New* •Tight yet well rounded habit with large orange, red, and burnt salmon multi colored blooms, perfect for large	H12-18" W24-36"	Early Summer-Frost	○ 🦋
ferulifolia 'Bidy Gonzales Top' •A profusion of yellow blooms and masses of finely textured foliage	H10-12" W8-12"	Early Summer-Frost	○ 🦋
ferulifolia 'Bidy Gonzales Trailing' •Self-cleaning, no deadheading necessary. Trailing/mounding habit which features single daisy-like flowers on cascading plants with fine foliage.	H8-12" W16-24"	Early Summer-Frost	○ 🦋
ferulifolia 'Goldilocks Rocks' •Self-cleaning, no deadheading necessary. Semi-double blooms. Compact, mounding habit.	H12-14" W8-12"	Early Summer-Frost	○ 🦋

Beedance Series The new Beedance series has striking yellow and red bicolors, dense branching and short internodes.

'Red Stripe' •Yellow with red stripes	H8-12" W36-48"	Early Summer-Frost	○ 🦋
---	-------------------	--------------------	-----

Brassica Flowering Kale/Cabbage Ornamental cabbages and kales are grown primarily as foliage plants for their intensely colored leaves rather than as vegetables. These plants were developed for ornamental use without regard to taste. Ornamental cabbage typically develops large rosettes of broad flat leaves and ornamental kale typically develops curly, ruffled leaves in a tight rosette. Leaf colors are usually quite showy, including white/cream, pink, rose, red and purple.

Feather Leaf Type Medium height with feathered leaves that are finely serrated or deeply notched. A larger head is supported by a thick, sturdy stem.

oleracea 'Peacock Red' •Purple and red	H12-16" W12-14"	More color in cooler temperatures	○ ◐
oleracea 'Peacock White' •Green with white to pink center	H12-16" W12-14"	More color in cooler temperatures	○ ◐

Fringed Leaf Type Compact round heads are finely fringed or ruffled.

oleracea 'Chidori Red' •Blue-green with a bright red center	H8-12" W12-14"	More color in cooler temperatures	○ ◐
oleracea 'Glamour Red' •Green with a bright red center	H8-12" W10-12"	More color in cooler temperatures	○ ◐
oleracea 'Nagoya Red' •Silver-blue with a red center	H8-12" W14-18"	More color in cooler temperatures	○ ◐
oleracea 'Nagoya Rose' •Silver-blue with a rose center	H8-12" W14-18"	More color in cooler temperatures	○ ◐
oleracea 'Nagoya White' •Silver-blue with a white center	H8-12" W14-18"	More color in cooler temperatures	○ ◐

Round Leaf Type Compact plants have uniformly round shapes, solid heads with slightly waved leaves.

oleracea 'Pigeon Pink' (Victoria) •Green with cream and pink center	H8-12" W12-14"	More color in cooler temperatures	○ ◐
oleracea 'Pigeon Purple' •Green with purple center	H8-12" W12-14"	More color in cooler temperatures	○ ◐
oleracea 'Pigeon Red' •Green with a red center	H8-12" W12-14"	More color in cooler temperatures	○ ◐
oleracea 'Pigeon White' •Green with a white center	H8-12" W12-14"	More color in cooler temperatures	○ ◐

Premium Annuals



PERENNIAL
FAVORITES

Calibrachoa These plants produce flowers that look like small petunias. These plants are prolific bloomers that produce hundreds of 1" wide flowers from spring to frost. Does not do well in high Ph soils.

Aloha Series Semi-upright growing habit with uniform flowers. Very heavy bloomers through the entire season. Perfect for baskets and containers.

'Canary Yellow' •Bright yellow trumpet-shaped flowers	H6-10" W10-12"	Spring-Frost	○ ● ♀
'Fire' •Red to orange	H6-10" W10-12"	Spring-Frost	○ ● ♀
'Midnight Purple' •Large, intense purple flowers	H6-10" W10-12"	Spring-Frost	○ ● ♀
'Purple' •Large, lilac blue flowers with a yellow throat	H6-10" W10-12"	Spring-Frost	○ ● ♀
'Tiki Neon' •Bright violet-pink	H6-10" W10-12"	Spring-Frost	○ ● ♀

Aloha Kona Series Medium compact, semi-upright growth, big flowers, tropical colors.

'Dark Red' •Red with yellow throat	H6-10" W10-12"	Spring-Frost	○ ● ♀
'Hot Orange' •Large intense orange flowers with a dark orange eye zone and a yellow throat.	H6-10" W10-12"	Spring-Frost	○ ● ♀
'Hot Pink' •Large, intense pink flowers with a dark pink center	H6-10" W10-12"	Spring-Frost	○ ● ♀
'Mango' •Orange tones with a yellow throat	H6-10" W10-12"	Spring-Frost	○ ● ♀
'Pineapple' •Yellow with orange veins and throat	H6-10" W10-12"	Spring-Frost	○ ● ♀
'Sky Blue' *New* •Bright blue blossoms with a sunny yellow throat	H6-10" W10-12"	Spring-Frost	○ ● ♀
'Tiki Soft Pink' •Semi, upright and semi trailing plant with profuse flowering of light pink blooms with a darker pink eye.	H6-10" W10-12"	Spring-Frost	○ ● ♀
'True Blue' •Large, intense royal blue flowers with a dark almost black eye with a yellow throat	H6-10" W10-12"	Spring-Frost	○ ● ♀
'White' •Pure white flowers with a yellow throat	H6-10" W10-12"	Spring-Frost	○ ● ♀

Aloha Volcano Series Semi-upright growing habit with uniform flowers. Very similar to the normal Aloha's. The major difference with this series is the flower patterns. They are all bicolor star shaped variants creating very unique coloration.

'Gold' •Gold with orange veins	H6-12" W12-18"	Spring-Frost	○ ● ♀
'Neon' •Hot pink with white edges	H6-12" W12-18"	Spring-Frost	○ ● ♀
'Pink' •Dark pink with white edges	H6-12" W12-18"	Spring-Frost	○ ● ♀
'Sunset' •Light pink with cream stripes	H6-12" W12-18"	Spring-Frost	○ ● ♀



Hula Series Hoops of color in large bicolor flowers, great as a stand alone in baskets, and combos.			
'Amethyst' *New* •Large blooms in eggplant purple with a dark center	H6-10" W12-16"	Spring-Frost	○ ● ♀
'Hot Pink' *New* •Small petunia-like pink-purple with dark burgundy centered flowers	H6-10" W12-16"	Spring-Frost	○ ● ♀
'Orange' •Pastel orange with a dark red ring around a yellow throat	H6-10" W12-16"	Spring-Frost	○ ● ♀
'Soft Pink' •Light pink with deep rose ring around a yellow throat	H6-10" W12-16"	Spring-Frost	○ ● ♀
Minifamous Series Semi-mounding; earlier bloomer than most Calibrachoa. This is a fast growing, fragrant bloomer. Excellent heat tolerance.			
'Double Amethyst' •Despite its dainty appearance, the double lavender blooms are sturdy and will withstand most windy and rainy conditions.	H6-10" W10-18"	Spring-Frost	○ ● ♀
'Double Apricot' •Despite its dainty appearance, the double salmon-pink blooms have dark veining and are sturdy and will withstand most windy and rainy conditions.	H6-10" W10-18"	Spring-Frost	○ ● ♀
'Double Blue' •Despite its dainty appearance, the double rich dark blue blooms are sturdy and will withstand most windy and rainy conditions.	H6-10" W10-18"	Spring-Frost	○ ● ♀
'Double Lemon' •Despite its dainty appearance, the double yellow blooms are sturdy and will withstand most windy and rainy conditions.	H6-10" W10-18"	Spring-Frost	○ ● ♀
'Double Magenta' •Despite its dainty appearance, the double magenta blooms are sturdy and will withstand most windy and rainy conditions.	H6-10" W10-18"	Spring-Frost	○ ● ♀
'Double Pink' •Despite its dainty appearance, the double dark pink blooms are sturdy and will withstand most windy and rainy conditions.	H6-10" W10-18"	Spring-Frost	○ ● ♀
Superbells Series Semi-upright, cascading growth habit is disease resistant and has very large blooms. More heat tolerant. Attracts hummingbirds. Very low-maintenance with no deadheading needed.			
'Cherry Star' •Magenta with yellow stripes and throat	H8-12" W12-24"	Spring-Frost	○ ● ♀
'Evening Star' •Lavender with a dark purple ring around a yellow star throat	H8-12" W12-24"	Spring-Frost	○ ● ♀
'Grape Punch' •Purple with a dark purple ring around a yellow throat	H8-12" W12-24"	Spring-Frost	○ ● ♀
'Holy Moly' •Bicolor creamy-yellow with red splotches	H8-12" W12-24"	Spring-Frost	○ ● ♀
'Lemon Slice' •Yellow with white stripes	H8-12" W12-24"	Spring-Frost	○ ● ♀
'Pomegranate Punch' •Dark red with black ring around a yellow throat	H8-12" W12-24"	Spring-Frost	○ ● ♀
'Tropical Sunrise' •Petals are streaked with yellow and pinkish red	H6-12" W12-24"	Spring-Frost	○ ● ♀
'White' •Petals are white with a yellow throat	H6-12" W12-24"	Spring-Frost	○ ● ♀

Premium Annuals



PERENNIAL
FAVORITES

Calla Calla Lilly Although not considered true lilies, the calla lily is an extraordinary flower. This beautiful plant, available in a multitude of colors, grows from rhizomes and is ideal for use in beds and borders. You can also grow calla lilies in containers, either outdoors or in a sunny window as houseplants. Large trumpet-shaped flowers bloom on tall stalks above dark green or spotted foliage.

'Allure' •Features medium-size, round purple-red blooms	H18-22" W14-18"	Late Spring-Early Summer	☉ ✂
'Candy Art' *New* •A delicate pale pink with a hint of creamy white	H12-18" W8-12"	Late Spring-Early Summer	☉ ✂
'Cantor' •Glossy deep purple-black hue, dark purple stamen	H12-18" W8-12"	Late Spring-Early Summer	☉ ✂
'Captain Marrero' •Light pink brushed with a darker pink on the edges, yellow stamen.	H14-24" W8-12"	Late Spring-Early Summer	☉ ✂
'Captain Reno' •Dramatic and beautiful with midnight-purple flowers	H14-24" W8-12"	Late Spring-Early Summer	☉ ✂
'Captain Ventura' *New* •White with pale green on the outside of the bloom	H14-24" W8-12"	Late Spring-Early Summer	☉ ✂
'Memories' •Nearly black, dark purple colored spathe with dark stamens. The leaves vary between dark purple and dark green and have whitish spots with a leathery texture.	H12-18" W8-12"	Late Spring-Early Summer	☉ ✂
'Mercedes' •The bright cantaloupe flower color is contrasted by the deep green foliage that has no speckles. Compact plant habit.	H12-20" W10-14"	Late Spring-Early Summer	☉ ✂
'Odessa' •Deep, dark purple-black with lightly speckled leaves	H12-18" W8-12"	Late Spring-Early Summer	☉ ✂
'Orange County' *New* •Orange-red brushed with gold on the inside and outside	H18-24" W8-12"	Late Spring-Early Summer	☉ ✂
'Paco' •Bright, deep royal purple with white speckled green leaves	H12-24" W8-12"	Late Spring-Early Summer	☉ ✂
'Picasso' •Dark purple with a white edge	H14-24" W8-12"	Late Spring-Early Summer	☉ ✂
'Red Alert' •Vivid red-orange blooms has attractive green leaves that are speckled with white	H10-24" W8-12"	Late Spring-Early Summer	☉ ✂
'Red Charm' *New* •Blood-red flowers above dark green leaves with white spots and red margins	H18-24" W8-12"	Late Spring-Early Summer	☉ ✂
'Royal Princess' •Beautiful solid, deep pink flowers	H18-28" W8-12"	Late Spring-Early Summer	☉ ✂
'Royal Valentine' *New* •Royal red	H12-24" W8-12"	Late Spring-Early Summer	☉ ✂
'Sumatra' •Intense rich, solid burgundy-red blossoms	H30-48" W10-12"	Late Spring-Early Summer	☉ ✂
'Summer Sun' •Deep, rich yellow blooms	H12-24" W8-12"	Late Spring-Early Summer	☉ ✂
'White Flirt' *New* •White	H12-24" W8-12"	Late Spring-Early Summer	☉ ✂



Cannaceae *Canna Lily* Single flowers clustered in terminal spikes. Dwarf and well-branched. Day length neutral. Ideal for garden and containers.

Cannova Series (x generalis) The earliest flowering cannas on the market. Their robust growth and extensive branching ensures a large amount of flowering. Single flowers. Heat tolerant and easy-to-grow with a compact, upright form.

'Bronze Scarlet' •Burgundy foliage with scarlet flowers	H30-48" W14-20"	Early Summer-Frost	○ ✂
'Mango' •Breathtaking blooms with large smooth textured foliage. The blush pink flowers are striking, vibrant and eye-catching.	H30-48" W14-20"	Early Summer-Frost	○ ✂
'Orange' •The nearly-florescent orange flowers are striking, vibrant and eye-catching.	H30-48" W14-20"	Early Summer-Frost	○ ✂
'Red Shades' •High degree of uniformity, red flowers grow on blue-green foliage	H30-48" W14-20"	Early Summer-Frost	○ ✂
'Rose' •High density of deep rose colored blooms	H30-48" W14-20"	Early Summer-Frost	○ ✂
'Yellow' •High density of deep yellow colored blooms	H30-48" W14-20"	Early Summer-Frost	○ ✂

Capsicum Ornamental Pepper The plants bear brightly colored fruits in vivid shades of yellow, red, orange and even purple. The fruits are green initially, and attain their mature colors with time. The fruits appear in later summer through fall on dark shiny compact foliage.

annuum 'Black Pearl' •Black foliage with red fruit	H18-24" W12-16"	Late Summer-Frost	○ ●
annuum 'Harlequin' •Yellow, purple, and red	H6-12" W4-8"	Late Summer-Frost	○ ●
annuum 'Joker' •White and red	H4-8" W4-8"	Late Summer-Frost	○ ●
annuum 'Paracho' •Black and bronze	H6-12" W4-8"	Late Summer-Frost	○ ●
annuum 'Red Missile' •Yellow, orange, and red	H6-12" W4-8"	Late Summer-Frost	○ ●
annuum 'Santa' •Purple and red	H4-8" W4-8"	Late Summer-Frost	○ ●
annuum 'Uchu' •Variegated foliage with white to red fruit	H6-12" W6-12"	Late Summer-Frost	○ ●
annuum 'Wicked' •Dark purple to red fruit	H6-12" W6-12"	Late Summer-Frost	○ ●

Acapulco Series (annuum) Compact growth and excellent outdoor performance.

'Multicolor' •The colorful, waxy elongated peppers that change color as they mature. Colors of red, orange, yellow and purple are produced.	H6-12" W6-12"	Late Summer-Frost	○ ●
'Orange' •Purple and orange	H6-12" W6-12"	Late Summer-Frost	○ ●
'Purple' •Purple and red	H6-12" W6-12"	Late Summer-Frost	○ ●
'Red' •Red and purple	H6-12" W6-12"	Late Summer-Frost	○ ●
'Yellow' •Yellow and lime green	H6-12" W6-12"	Late Summer-Frost	○ ●

Premium Annuals



PERENNIAL
FAVORITES

Capsicum Continued

Samba Series (annuum) Densely branched stem structure and abundant colorful fruit.

'Dark Orange' •Dark orange	H6-12" W6-12"	Late Summer-Frost	○ ●
'Red' •Red	H6-12" W6-12"	Late Summer-Frost	○ ●
'Yellow' •Yellow	H6-12" W6-12"	Late Summer-Frost	○ ●

Santos Series (annuum) Densely branched stem structure and abundant colorful fruit.

'Flare' •This variety starts white with a bit of purple then turns into a light orange, like a flame	H4-8" W4-8"	Late Summer-Frost	○ ●
'Orange' •Orange and green	H4-8" W4-8"	Late Summer-Frost	○ ●
'Yellow' •Yellow	H4-8" W4-8"	Late Summer-Frost	○ ●

Celosia Cockscomb One of the most eye-catching annuals in the garden. The three types of celosia are easily distinguishable from each other. They are plumes, crests, or spikes. They can range in size from dwarf varieties that only grow 4-6" high to vigorous types over 3' tall.


















































Ice Cream Series (plumosa) Heat-resistant, long-lasting series won't melt in the sun! Early and well-branched with large flower spikes. Works well in planters and gardens.

'Cherry' •Large carmine-red feathery plumes in a compact, basal branching format	H8-12" W6-10"	Summer-Frost	○
'Mix' •Assorted red, light orange, orange, and pink	H8-12" W6-10"	Summer-Frost	○
'Orange' •Large, dark orange feathery plumes	H8-12" W6-10"	Summer-Frost	○
'Pink' •Large pink flower heads on well branched plants	H8-12" W6-10"	Summer-Frost	○
'Yellow' •Early and well-branched with large tight yellow flower spikes	H8-12" W6-10"	Summer-Frost	○

Coleus (Solenostemon) Coleus are quite striking when they are planted in a container and grown as a house plant. By removing the flower spikes as they develop, and keeping the plant pinched back. Coleus can be kept growing well past the season.

'Alabama' •Red with a gold edge	H22-24" W12-16"	Summer-Frost	○ ● ●
'Beauty of Lyon' •Burgundy veins with an orange center and green edge	H12-18" W12-16"	Summer-Frost	○ ● ●
'Dark Star' •Velvety deep, dark purple with serrated leaves on a compact plant. Slow growing but sturdy.	H10-14" W12-24"	Summer-Frost	○ ● ●
'Dipt in Wine' •Burgundy with chartreuse edges and maroon undertones	H12-18" W12-18"	Summer-Frost	○ ● ●
'Fishnet Stockings' •Burgundy with green splotches	H24-26" W12-24"	Summer-Frost	○ ● ●
'Gay's Delight' •Lime with burgundy veins	H10-18" W14-18"	Summer-Frost	○ ● ●
'Glennis' •Cream with green and burgundy	H10-16" W12-18"	Summer-Frost	○ ● ●



'Gnash Rambler' Trailing Coleus •Attractive serrated pointy leaves remain brick red in color with distinctive dark red veins and tinges of creamy white	H14-18" W12-18"	Summer-Frost	 
'India Frills' Trailing Coleus •Red with yellow to green edges	H8-12" W12-14"	Summer-Frost	  
'Kingswood Torch' •Magenta with gold edges	H12-18" W12-16"	Summer-Frost	  
'Pineapple' •Red with chartreuse	H12-18" W12-16"	Summer-Frost	  
'Rustic Orange' •Serrated leaves of rich coppery orange with a lighter yellow-gold edging and salmon-scarlet highlights.	H12-18" W12-16"	Summer-Frost	 
scutellarioides 'Chocolate Covered Cherry' •Chocolate with a cherry center	H12-18" W10-12"	Summer-Frost	  
scutellarioides 'Henna' •Green with coppery burgundy	H22-28" W14-16"	Summer-Frost	  
scutellarioides'Redhead' •Bright red with serrated leaves	H18-24" W16-28"	Summer-Frost	  
scutellarioides'Red Ruffles' •Red with black splotches	H12-16" W16-28"	Summer-Frost	  
scutellarioides 'Wasabi' •Deeply serrated, chartreuse leaves. Durable and sun tolerant. A spicy way to bring 'wow' to your sun or shade garden.	H18-30" W8-16"	Summer-Frost	  
Great Falls Series New trailing Coleus series with controlled vigor. Colorful, bold foliage that is excellent for mixed combinations and ground cover applications.			
'Yosemite' *New* •Small leaved, chartreuse foliage with lemon yellow centers and a splash of cherry veining	H6-10" W12-24"	Summer-Frost	 
Kong Series This Coleus has giant leaves with unique color patterns. Colors are more intense in full shade.			
'Lime Sprite' •Lime with burgundy centers	H18-20" W14-18"	Summer-Frost	 
'Mosaic' •Green, red, and cream mix	H18-22" W14-18"	Summer-Frost	 
'Red' •Pink with a red band and green edge	H18-22" W14-18"	Summer-Frost	 
'Rose' •Red with a chartreuse edge	H18-22" W14-18"	Summer-Frost	 
'Salmon Pink' •Pink with mahogany band and lime green edge	H18-20" W14-18"	Summer-Frost	 
Main Street Series Remarkable for the colors across the entire series. With medium vigor, all Mainstreet coleus varieties are good combination partners, and are perfect in landscapes, even in the shade.			
'Chartres Street' *New* •Vigorous growth habit with vibrant lime green foliage	H12-18" W12-18"	Summer-Frost	  
'Riverwalk' *New* •Vigorous growth habit with vibrant light lime green with chartreuse veining	H24-30" W12-12"	Summer-Frost	  
'Wall Street' •Bold coppery orange with dark veining and serrated edges	H18-24" W12-18"	Summer-Frost	  

Premium Annuals



Coleus (Solenostemon) Continued

Stained Glassworks Series This series offers sun tolerance and flamboyant foliage. Color intensity increases with sunlight. Spikes of blue flowers appear whenever temperatures are warm.

'Defiance' •Red with a yellow edge	H12-14" W18-24"	Summer-Frost	☉ ●
'Eruption' •Cream, pink, red and green mix	H12-14" W18-24"	Summer-Frost	☉ ●
'Tilt A Whirl' •Orange, green, and burgundy tones	H24-28" W24-36"	Summer-Frost	☉ ●
'Trailing Plum' <i>Trailing Coleus</i> •Purple with bright pink veins	H6-10" W14-18"	Summer-Frost	☉ ●
'Wedding Train' <i>Trailing Coleus</i> •Burgundy with green edges	H6-10" W18-24"	Summer-Frost	☉ ●

Tidbits Series Refined habit and growth pattern. This series works great as an accent to a container or annual garden.

'Tammy' *New* •Fluffy tufts of tiny, clustered leaves are crimson with a showy lime edge.	H8-10" W18-24"	Summer - Frost	☉ ☉
'Terry' *New* •Rippled and cut foliage of bright mahogany red centers and gold edges.	H8-10" W18-24"	Summer - Frost	☉ ☉

Combination Containers

Cool Wave Pansy Assorted Combinations (Plastic Containers)	H6-12" W18-24"	Early Spring-Fall	☉ ☉ ●
Hanging Baskets Assorted Combinations (Plastic Containers)	H6-12" W18-24"	Late Spring-Frost	☉ ☉
Hanging Baskets Assorted Combinations (Fiber Containers)	H6-12" W18-24"	Late Spring-Frost	☉ ☉
Patio Pots Assorted Combinations (Plastic Containers)	H24-36" W24-36"	Late Spring-Frost	☉ ☉

Cosmos

Cosmic Series Stocky plants are well-branched and very free-flowering. Upright branching stems are lined with deeply divided, rich green, fern-like foliage. The stems are topped with numerous double and semi-double daisies.

'Mix' •Assorted orange, red, and yellow	H8-12" W12-18"	Summer-Frost	☉
'Orange' •Vibrant, bright orange flowers, up to 2" across	H8-12" W12-18"	Summer-Frost	☉
'Red' •Bright scarlet double flowers, up to 2" across	H8-12" W12-18"	Summer-Frost	☉
'Yellow' •Bright yellow double flowers, up to 2" across	H8-12" W12-18"	Summer-Frost	☉

Cuphea Masses of unique flowers shower these colorful plants over a long season. Thrives in heat, tolerates drought and attracts hummingbirds. A showy addition to the color border.

hyssopifolia 'Magenta' *New* •Delicate, arching stems of striking magenta flowers adorn this profuse bloomer. Mounding sub-shrub.	H18-24" W18-24"	Summer - Fall	☉ ☉ ☹
purpurea 'Firecracker' *New* •Compact variety with tubular flowers of scarlet petals and deep purple centers	H10-14" W10-14"	Summer - Fall	☉ ☉ ☹
rosea 'Lavender Lace' •Bushy rounded habit is covered by masses of medium-purple flowers.	H8-10" W16-18"	Summer-Frost	☉ ☉ ☹
rosea 'White' *New* •Delicate stems of white flowers on bright green foliage adorn this low maintenance sub-shrub	H10-12" 14-18"	Summer - Fall	☉ ☹

LEGEND: 🦋=Pollinator • ✂=Cut Flower • ☹=Drought Resistant • 🦌=Deer Resistant • Z=USDA Zone

☉=Full Sun • ☉=Part Sun • ●=Full Shade • H=Height of foliage/flower • W=Width of foliage



Dahlia Dahlias have a compact, upright habit, that come from tissue-cultured stock for a more disease-free uniform plant. Size varies up to 6' tall. Flowers are single or double. Plant in landscapes or containers. Generally grown as an annual but tubers can be dug up after the first frost and stored over the winter.

Hypnotica Series Uniform flowering time, varieties bloom within a week of each other. Grows large flowers on shorter stems, with heavy foliage.

'Bronze Bicolor' •Bronze with a red center	H12-18" W14-20"	Summer-Frost	○ ● ✂
'Dark Night' •Radiant dark burgundy flowers	H12-18" W14-20"	Summer-Frost	○ ● ✂
'Lavender' •Large, elegant lavender flowers	H12-18" W14-20"	Summer-Frost	○ ● ✂
'Orange' •Large, elegant orange flowers	H12-18" W14-20"	Summer-Frost	○ ● ✂
'Pink' •Large, elegant soft pink flowers	H12-18" W14-20"	Summer-Frost	○ ● ✂
'Red' •Large, elegant red flowers	H12-18" W14-20"	Summer-Frost	○ ● ✂
'Red Velvet' •Huge ultra-bright dark red flowers	H12-18" W14-20"	Summer-Frost	○ ● ✂
'Rose Bicolor' •Yellow with pink tips	H12-18" W14-20"	Summer-Frost	○ ● ✂
'Sangria' •Rose with white tips	H12-18" W14-20"	Summer-Frost	○ ● ✂
'Tequila Sunrise' •Yellow with red tips	H12-18" W14-20"	Summer-Frost	○ ● ✂
'Tropical Breeze' •Cream with red tips	H12-18" W14-20"	Summer-Frost	○ ● ✂
'White' •Beautiful white flowers bloom abundantly and consistently during the summer	H12-18" W14-20"	Summer-Frost	○ ● ✂
'Yellow' •Large bright yellow flowers	H12-18" W14-20"	Summer-Frost	○ ● ✂

Mystic Series Set apart from other Dahlia varieties by their fashionable filigreed deep mahogany to black foliage topped with vivid blooms. These are strong plants with a profusion of single blooms that do not require staking.

'Dreamer' •Deep mahogany to black foliage topped with soft pink and white striped blooms with an elegant dark central disc.	H18-32" W12-24"	Summer-Frost	○ ● ✂
'Illusion' •Gorgeous, bright yellow blooms that pop against its rich, dark purple (nearly black) foliage.	H18-32" W12-24"	Summer-Frost	○ ● ✂
'Sparkler' *New* •Unique hot flamingo pink flowers with warm yellow halos and dark central discs on glossy mahogany-black foliage.	H14-20" W14-18"	Summer - Frost	○ ● ✂
'Wonder' •The vibrant, single, deep red velvet-like flowers contrast beautifully with the deep purplish mahogany foliage.	H18-32" W12-24"	Summer-Frost	○ ● ✂

Premium Annuals



PERENNIAL
FAVORITES

Dahlia Continued

XXL Series All XXL varieties are just as their name suggests, very large-flowered with blooms boasting almost half a foot of diameter.

'Alamos' •Fully-double deep red blossoms	H14-20" W14-18"	Summer-Frost	○ ● ✂
'Chiapas' •Fully-double intense pink blossoms	H14-20" W14-18"	Summer-Frost	○ ● ✂
'Durango' •Fully-double bright yellow blossoms	H14-20" W14-18"	Summer-Frost	○ ● ✂
'Hidalgo' •Fully-double coppery orange blossoms	H14-20" W14-18"	Summer-Frost	○ ● ✂
'Mayo' •White with a yellow center blossoms	H14-20" W14-18"	Summer-Frost	○ ● ✂
'Paraiso' •Fully-double light pink blossoms	H14-20" W14-18"	Summer-Frost	○ ● ✂
'Tabasco' *New* •Bright reddish orange petals with yellow streaks	H14-20" W14-18"	Summer - Frost	○ ● ✂
'Taxco' •Fully-double deep maroon blossoms	H14-20" W14-18"	Summer-Frost	○ ● ✂
'Veracruz' •Fully-double white with pink tips	H14-20" W14-18"	Summer-Frost	○ ● ✂

Dorotheanthus

bellidiformis 'Mezoo Trailing Red' •Red flowers with variegated foliage. Succulent and mat forming it has a dense prostrate, free branching, spreading habit. Loves heat.	H3-6" W6-12"	Summer-Frost	○ ☀
---	-----------------	--------------	-----

Euphorbia Clouds of airy flowers with green foliage, upright habit. Blooms summer to fall.

'Diamond Frost' •White	H10-14" W10-14"	Summer-Frost	○ ☀
----------------------------------	--------------------	--------------	-----

Star Dust Series Compact and produces an abundance of tiny flowers. Stardust is heat tolerant and fills in fast, makes stocky, mounded plants, and displays a showy mass of self-cleaning flowers all summer across a wide range of conditions. The long lasting, free-flowering plants are well-suited to mixed containers, in-ground plantings or just by itself, with low water needs and no deadheading.

'White Flash' *New* •Airy clusters of white flowers at the ends of the stems. Its small oval leaves remain green throughout the season.	H10-14" W10-14"	Summer - Frost	○ ✂ ☀
---	--------------------	----------------	-------

Fuchsia Fuchsias are wonderful plants that will bloom all summer and fall. Water in the morning to avoid rust, they'll droop or get dry leaves just like other plants when thirsty. A good watering once a week will keep a fuchsia happy in the summer.

Aretes Upright Series •Petite varieties with an upright to rounded habit. Water in the morning to avoid rust.

'Arroyo Grande' *New* •Dangling flowers of coral red with white ruffled "skirt" petals and showy red stamens.	H12-16" W24-36"	Spring - Frost	☀ ● 🦋 🌿
'Jollies Nantes' *New* •Dangling pink fuchsia petals with a purple 'skirt' and pale pink stamens.	H12-16" W24-36"	Spring - Frost	☀ ● 🦋 🌿
'Jollies Reims' *New* •Medium pink petals with a light pink 'skirt' and pale pink stamens.	H12-16" W24-36"	Spring - Frost	☀ ● 🦋 🌿
'Rio Grande' *New* •Dangling red petals with a purple 'skirt' and pink stamens.	H12-16" W24-36"	Spring - Frost	☀ ● 🦋 🌿



Gazania Colorful sunrays burst atop leathery green leaves. Loves dry, sunny areas. Flowers close each night, to reopen at daybreak.

Kiss Series (splendens) Vigorous, uniformly mounded plants show off many flowers on short stems. Attractive foliage adds interest even when blooms are asleep. Plants love the heat and do great in borders, as a ground cover, mixed containers, and baskets.

'Frosty White Flame' •White-rose bicolor	H8-10" W8-10"	Summer-Frost	○ ☞ ☼
'Golden Flame' •Yellow-orange bicolor	H8-10" W8-10"	Summer-Frost	○ ☞ ☼
'Orange Flame' *New* •Dark orange with light orange edges	H8-10" W8-10"	Summer-Frost	○ ☞ ☼
'Mixed Colors' •Red, yellow, orange, white, and pink	H8-10" W8-10"	Summer-Frost	○ ☞ ☼
'Yellow' •Bright yellow flowers with yellow eye and bronze-tan spots	H8-10" W8-10"	Summer-Frost	○ ☞ ☼

Geranium Easy to grow, colorful, and many add a lovely scent to the home.

Calliope Series Interspecific Geranium Hybrid with zonal-type flowers and leaves. They have outstanding flower color and growth habit. It is a vigorous grower with a mounding to semi-trailing growth habit.

'Medium Crimson Flame' •Intense, dramatic bi-color flowers of dark red edged in deep pink	H10-16" W12-18"	Spring-Frost	○ ●
'Medium Dark Red' •Lightly-scented dark red flowers	H10-16" W12-18"	Spring-Frost	○ ●
'Medium Lavender Rose' •Semi-double lavender rose	H10-16" W12-18"	Spring-Frost	○ ●
'Medium Scarlet Fire' •Large semi-double flowers with stunning scarlet-red color	H10-16" W12-18"	Spring-Frost	○ ●
'Medium 'White' *New* •Large semi-double pure white flowers	H10-16" W12-18"	Spring-Frost	○ ●

Rocky Mountain Series Zonal Geranium Easy to grow and are very showy in ground beds and containers with exceptionally large blooms.

'Dark Red'*New* •Dark red blooms over dark green foliage	H18-24" W24-30"	Spring - Frost	○ ●
--	--------------------	----------------	-----

Sarita Series Interspecific Geranium 2011 Penn State Trials award winner as "Best Geranium", many clusters of multiflorets, single flowers form the blooms. Dark green foliage.

'Dark Red' •Lightly-scented dark red flowers	H10-16" W10-18"	Spring-Frost	○ ●
'Fire' •Fire red flowers that are self-cleaning	H10-16" W10-18"	Spring-Frost	○ ●
'Lilac Splash' •Rich shades of pink lilac bicolor blooms	H10-16" W10-18"	Spring-Frost	○ ●
'Neon Sizzle' •Deep pink with light pink tips and throat	H10-16" W10-18"	Spring-Frost	○ ●
'Soft Pink Splash' •Soft pink flowers with a dark pink "star"	H10-16" W10-18"	Spring-Frost	○ ●

Premium Annuals



PERENNIAL
FAVORITES

Geranium Continued

Survivor Series Zonal Geranium Very uniform habit, offers bright, large-headed, semi-double flowers with dark green foliage throughout the summer, with deadheading.

'Blue' •Dark pink	H18-20" W14-18"	Spring-Frost	○
'Dark Red' •Dark red	H18-20" W14-18"	Spring-Frost	○
'Neon Violet' •Violet-pink	H18-20" W14-18"	Spring-Frost	○
'Pink Mega Splash' •Pink with a dark pink eye	H18-20" W14-18"	Spring-Frost	○
'Scarlet' •Scarlet red	H18-20" W14-18"	Spring-Frost	○
'White' Pure white	H18-20" W14-18"	Spring-Frost	○

Helichrysum Velvety round foliage makes great accent plants. Semi-trailing habit makes it ideal for hanging baskets and containers. White is a more vigorous grower than Lemon. Cold tolerant, don't over water.

petiolare 'Lemon Licorice' •Pale lime foliage	H8-12" W8-24"	Spring-Frost	○ ●
petiolare 'White Licorice' •Silvery white foliage	H8-12" W24-36"	Spring-Frost	○ ●

Heliotropium *Heliotrope* Large clusters of vanilla scented flowers rise above the green foliage of this upright plant. Flowers early summer to fall. Heat tolerant. Great in containers or landscape.

arborescens 'Marino Blue' •Dark violet with lavender centers	H12-18" W12-18"	Late Spring-Frost	○
--	--------------------	-------------------	---

Impatiens In full or partial shade gardens, impatiens grow more colorfully than a painter's palette. Carefree, they need no pinching, and in full shade, little watering.

Bounce Series Amazing color for shade! Masses of beautiful blooms from spring to first frost. Disease resistant and best of all, will "bounce back" from a missed watering or two! Heat tolerant.

'Bright Coral' *New* •Coral with a small pink center	H14-20" W14-20"	Spring-Frost	● ●
'Cherry' *New* •Cherry red	H14-20" W14-20"	Spring-Frost	● ●
'Pink Flame' *New* •Bright pink biolor	H14-20" W14-20"	Spring-Frost	● ●
'Violet' *NewN •Violet pink	H14-20" W14-20"	Spring-Frost	● ●
'White' *New* •Bright white with a small dark pink center	H14-20" W14-20"	Spring-Frost	● ●

Sunpatiens Series Robust, sun-loving, heat-loving impatiens that thrive in full sun or part shade and deliver continuous color from spring through frost. Whether used in baskets, window boxes, patio pots or in the landscape, these beautiful plants combine massive flower power with tough, low-maintenance plants that flourish almost anywhere. Can be difficult to establish, extra watering required. Plant 4-8" apart to encourage better plant growth and a more uniform look in the landscape.

'Compact Electric Orange' •Crisp solid orange	H18-24" W12-24"	Spring-Frost	○ ●
'Compact Fire Red' •Perfectly-shaped scarlet red blossoms against mounded, dark green, lush foliage	H18-24" W12-24"	Spring-Frost	○ ●
'Compact Hot Coral' •Bright coral with a pink eye	H18-24" W12-24"	Spring-Frost	○ ●



'Compact Lilac' •Beautiful solid lavender pink	H18-24" W12-24"	Spring-Frost	○ ●
'Compact Purple' *New* •Dark purple	H18-24" W12-24"	Spring-Frost	○ ●
'Orchid' •Deep lavender	H18-24" W12-24"	Spring-Frost	○ ●
'Compact Pink' •Light pink lightly brushed with dark pink	H18-24" W12-24"	Spring-Frost	○ ●
'Compact Royal Magenta' •Deep purple-pink	H18-24" W12-24"	Spring-Frost	○ ●
'Compact White' •Solid clear white	H18-24" W12-24"	Spring-Frost	○ ●
Ipomoea Sweet Potato Vine Accent plant with large leaves and a vigorous growth habit. Performs well in landscape, baskets or containers but protect from cold. Heat lover.			
batatas 'Margarita' •Chartreuse heart shaped foliage, vigorous growth habit	H6-8" W36-48"	Summer-Frost	○ ●
Bright Ideas Series Accent plant with large leaves. Heat lover.			
'Black' *New* •Extra compact foliage plant with deep maroon, dark, cut leaves. This plant has a short, mounded look that stays within a foot of the crown.	H6-8" W10-12"	Summer-Frost	○ ●
'Cordate Lime' *New* •Brightly colored lime green heart shaped foliage. It is densely branched and holds its shape and color all summer.	H6-8" W10-12"	Summer-Frost	○ ●
'Rusty Red' *New* •Red-bronze to red-purple heart shaped leaves	H6-8" W12-18"	Summer-Frost	○ ●
Solar Power Series Accent plant with large leaves and a vigorous growth habit. Sun and heat lover.			
'Black' •Deep cut, black with dark veins foliage. It is densely branched and holds its shape and color all summer.	H10-12" W24-36"	Summer-Frost	○
'Lime' •Deeply cut, brightly colored lime green foliage	H10-12" W24-36"	Summer-Frost	○
'Red' •Bronze with red veins cut leaves	H10-12" W24-36"	Summer-Frost	○
Solar Tower Series First ever self-climbing Ipomea. Climbs very quickly. Ideal for use with a trellis, as a topiary or on a vertical wall planting. Low maintenance.			
'Black' *New* •Dark, deeply cut, purple-black leaves	H48-72" W24-36"	Summer-Frost	○ ☿
'Lime' *New* •Deeply cut, brightly colored lime green foliage	H48-72" W24-36"	Summer-Frost	○ ☿
Sweet Caroline Series (batatas) More compact and less vigorous than regular Ipomoea. Will not take over containers.			
'Bewitched After Midnight' •Excellent heat tolerance and vigor. This variety has a mounding, trailing habit. Black to purple foliage.	H10-16" W18-30"	Summer-Frost	○ ● ●
'Bewitched Green With Envy' •Excellent heat tolerance and vigor. This variety has a mounding, trailing habit. Chartreuse green foliage.	H10-16" W18-30"	Summer-Frost	○ ● ●

Premium Annuals



PERENNIAL
FAVORITES

Lantana *Tickberry* Mounding habit with vibrant cluster blooms. Great summer color, heat and sun lover.

Bandana Series Well-branched habit and exceptional flower size that is significantly larger than traditional Lantana varieties, often boasting four colors on one single bloom.

'Cherry' •Blossoms first appear as beautiful, deep magenta-red and then mature to shades of apricot and lemon yellow atop deeply veined, glossy foliage	H10-14" W24-30"	Spring-Frost	○ ☼ ☹
'Lemon Zest' •Blossoms a brilliant shade of yellow, as the flower head matures, it fades to creamier shades of yellow and then to white on dark green, textured foliage	H10-14" W24-30"	Spring-Frost	○ ☼ ☹
'Orange' *New* •Flower clusters that are a brilliant bright orange	H10-14" W24-30"	Spring-Frost	○ ☼ ☹
'Peach' •Peach, yellow, orange, and pink bicolor	H10-14" W24-30"	Spring-Frost	○ ☼ ☹
'Pink' •Buds emerge a deep mauve-pink and open to vivid lavender-pink with hot pink centers and dash of creamy yellow	H10-14" W24-30"	Spring-Frost	○ ☼ ☹
'Red' •Dark red buds open to a "true" red with barely a hint of orange, eventually turning to shades of reddish orange, finishing with a pumpkin orange center	H10-14" W24-30"	Spring-Frost	○ ☼ ☹
'Rose' •Buds emerge a sunny yellow and opens to a rosy-pink	H10-14" W24-30"	Spring-Frost	○ ☼ ☹

Lucky Series Plants stay upright with a controlled habit all season, ideal for small-space gardens and containers.

'Flame' •Emerges first as golden yellow then fades to orange and red flower clusters	H12-18" W14-24"	Spring-Frost	○ ☼ ☹
'Lavender' *New* •Lavender pink and light yellow to white blooms	H12-18" W14-24"	Spring-Frost	○ ☼ ☹
'Red' *New* •Produces flower clusters of gold, orange and dark velvety red	H12-18" W14-24"	Spring-Frost	○ ☼ ☹
'Sunrise Rose' *New* •Beautiful clusters of yellow, orange and medium pink flowers	H12-18" W14-24"	Spring-Frost	○ ☼ ☹
'Yellow' •Bright solid yellow	H12-18" W14-24"	Spring-Frost	○ ☼ ☹
'White' *New* •Produces flower clusters of white with yellow centers	H12-18" W14-24"	Spring-Frost	○ ☼ ☹

Lobelia Delicate foliage covered with airy, three-leaf fan-shaped blooms. Compact mounding to trailing habits. Performs well in landscapes, baskets, and containers.

Magadi Series Market leader for heat tolerance this versatile series offers brilliant colors and different habits with strong performance. Basket varieties have a semi-trailing habit, and all others are more mounding.

'Basket Dark Blue' •Blue-violet flowers over dark green foliage, trailing habit great for baskets or containers	H6-10" W8-12"	Spring-Frost	○ ●
'Basket Dark Purple' •Dark purple flowers over dark green foliage, trailing habit great for baskets or containers	H6-10" W8-12"	Spring-Frost	○ ●
'Basket White' •Pure white flowers over dark green foliage, trailing habit great for baskets or containers	H6-10" W8-12"	Spring-Frost	○ ●
'Dark Blue' •Blue-violet with small white center	H10-12" W8-14"	Spring-Frost	○ ●
'Electric Blue' *New* •Heat tolerant, trailing azure blue flowers with no deadheading	H6-10" W8-12"	Spring-Frost	○ ●

LEGEND: ☼=Pollinator • ✂=Cut Flower • ☹=Drought Resistant • ☼=Deer Resistant • Z=USDA Zone
 ○=Full Sun • ◐=Part Sun • ●=Full Shade • H=Height of foliage/flower • W=Width of foliage



'Electric Purple' •Bright violet-purple with a white center	H10-12" W8-14"	Spring-Frost	○ ●
'White' •Pure white	H10-12" W8-14"	Spring-Frost	○ ●
Riviera Series (erinus) Dwarf, vigorous series blooms very early and profusely. Plants keep their compact, mounded habit, making them ideal for gardens, color bowls and containers.			
'Blue Eyes' •Blue with white center	H4-6" W6-8"	Spring-Frost	○ ● ●
'Mix' •White, lilac, rose, and white	H4-6" W6-8"	Spring-Frost	○ ● ●
'Rose' •Magenta pink blooms with white eyes	H4-6" W6-8"	Spring-Frost	○ ● ●
'White' •Solid bright white	H4-6" W6-8"	Spring-Frost	○ ● ●
Techno Heat Series Techno Heat has been bred to withstand the hottest summer temperatures while blooming nonstop.			
'Upright Blue' *New* •Blue blossoms on dark green foliage. Heat tolerance, low maintenance and mounding, upright growth habit.	H6-10" W12-16"	Spring-Frost	○ ● ●
'Upright Light Blue' •Blue with a white throat over dark green foliage	H6-10" W12-16"	Spring-Frost	○ ● ●
'Upright Purple' •Crisp purple blooms with a dark center over lush green foliage	H6-10" W12-16"	Spring-Frost	○ ● ●
'Upright White' •Crisp pure white blooms over lush green foliage	H6-10" W12-16"	Spring-Frost	○ ● ●
Lobularia <i>Allysum</i> Covered in loads of fragrant, small flowers creating large snowballs of blooms. Heat tolerant and durable. One of the strongest bloomers for the entire season.			
'Snow Princess' •Solid white	H6-10" W8-12"	Spring-Frost	○ ● ● ☀️
Yolo Series This series from Dümme features compact plants with strong, dark foliage and flowers all summer long. 'YOLO,' which stands for "You Only Live Once", is suitable for combinations and landscaping.			
'Top Pink' *New* •Masses of pink and white flowers	H10-18" W8-12"	Spring-Frost	○ ● ● ☀️
'Top Purple' •Varying shades of purple to white	H10-18" W8-12"	Spring-Frost	○ ● ● ☀️
'Top White' •Solid white	H10-18" W8-12"	Spring-Frost	○ ● ● ☀️
Lotus Accent plant has silvery-grey, needle-like foliage. Unique flowers resemble parrot beaks. Needs cool night temperatures below 55 degrees to induce blooms.			
'Amazon Sunset' •Silvery green carpet with an orange-red flower	H6-8" W18-24"	Spring-Frost	○
'Parrot's Beak' *New* •Vibrant red-orange flowers bloom over silvery foliage	H6-8" W10-12"	Spring - Frost	○

Premium Annuals



PERENNIAL
FAVORITES

Marigold Marigolds have daisy-like or double, carnation-like flowerheads and are produced singly or in clusters. No annual is more cheerful or easier to grow than marigolds.

Durango Series (patula) Ever popular, sun-loving and easily grown. The finely cut foliage has a distinctive scent and can be a skin irritant. Blooms are large Anemone type producing large quantities of color the entire season.

'Bolero' •Yellow and red	H10-12" W6-8"	Spring-Frost	○ ● ☼
'Mix' •Orange, red, and yellow	H10-12" W6-8"	Spring-Frost	○ ● ☼
'Orange' •Fragrant solid orange	H10-12" W6-8"	Spring-Frost	○ ● ☼
'Red' •Bold brick red	H10-12" W6-8"	Spring-Frost	○ ● ☼
'Yellow' •Bright solid yellow	H10-12" W6-8"	Spring-Frost	○ ● ☼

Mecardonia Small green leaves are covered with yellow Nemesia-like flowers, excellent heat tolerance. Low maintenance landscape plant is also great in baskets and containers due to its trailing habit

'GoldDust' •Solid bright yellow	H2-6" W16-20"	Spring-Frost	○ ☼ ☼
---	------------------	--------------	-------

Osteospermum African Daisy Large daisy flowers, plant has a compact growth habit and are early spring bloomers. Blooming slows in high heat but flowers will return with cooler weather. They don't like 'wet-feet'.

'Voltage White' •White with a yellow center and pale yellow on the underside of the petals	H10-16" W24-28"	Late Spring-Frost	○ ☼ ☼
'Voltage Yellow' •Bright yellow	H10-16" W24-28"	Late Spring-Frost	○ ☼ ☼

4D Series (ecklonis) A whole new dimension of flower! This true double flower stays open all day and night for high-impact displays of color! Works great in hanging baskets, containers and gardens.

'Berry White' •White with a rose center	H10-16" W18-24"	Late Spring-Frost	○ ☼
'Lemon Ice' •White with a yellow center	H10-16" W18-24"	Late Spring-Frost	○ ☼
'Purple' •Two-toned purple, light petals on the outer edge, dark center	H10-16" W18-24"	Late Spring-Frost	○ ☼
'Silver' •Silver outer petals with a light lavender center	H10-16" W18-24"	Late Spring-Frost	○ ☼
'Sunburst' •Beautiful soft yellow petals with a dark yellow center	H10-16" W18-24"	Late Spring-Frost	○ ☼

Flower Power Series (ecklonis) Early-to-flower series with a more mounded habit. Works great in containers, and landscape. Petals are uniquely spooned shaped.

'Spider Pink' •The 'spoons' are dark pink on the inside and light pink on the outside with a dark center	H8-10" W12-18"	Late Spring-Frost	○ ☼ ☼
'Spider Purple' •Dark purple flowers with a darker center	H8-10" W12-18"	Late Spring-Frost	○ ☼ ☼
'Spider White' •White petals with light purple on the reverse side and a darker center	H8-10" W12-18"	Late Spring-Frost	○ ☼ ☼

Soprano Series This series, bred by Proven Winners, features a variety of beautiful petal colors, each with a unique blue-eye.

'Purple' •Purple with a darker purple center	H6-10" W12-14"	Late Spring-Frost	○ ☼ ☼
'White' •White with a dark lavender eye	H6-10" W12-14"	Late Spring-Frost	○ ☼ ☼



Zion Series (ecklonis) Inspired by the colors of Zion National Park in Utah, this series features distinctive novel colors. Large flowers on plants with an upright habit. Heat and frost tolerant.

'Blue Denim' •Stunning silvery blue daisy flowers with black eyes and violet tips	H10-16" W14-20"	Late Spring-Frost	○ ● ●
'Copper Amethyst' •Dark purple to orange	H6-10" W14-18"	Late Spring-Frost	○ ● ●
'Magic Orange' *New* •Golden light orange petals with a soft burnt orange eye zone	H16-20" W14-20"	Late Spring - Frost	○ ● ●
'Red' •Solid dark red	H10-16" W14-20"	Late Spring-Frost	○ ● ●

Pansy Low maintenance and frost tolerant. Great in landscapes and containers for spring or fall.

'Black' •Pure black with a tiny yellow eye	H6-8" W8-10"	Early Spring/Fall Zone 6(-10°)	○ ● ●
'Halloween II' •Pure black with a tiny yellow eye	H6-8" W8-10"	Early Spring/Fall Zone 6(-10°)	○ ● ●

Cool Wave Series The next generation of spreading pansies from PanAmerican Seed! It has the most vigor of any spreading pansy. Thanks to the superior overwintering hardiness, it is the earliest pansy to return in the Spring and is great in baskets.

'Berries N Cream' •Flowers are white with a purple face and purple with a white face	H6-8" W24-30"	Early Spring Zone 6(-10°)	○ ● ●
'Mix' •Blue, violet, white, and yellow	H6-8" W24-30"	Early Spring Zone 6(-10°)	○ ● ●
'Morpho' •This variety looks like it's morphing from yellow to blue	H6-8" W24-30"	Early Spring Zone 6(-10°)	○ ● ●
'Violet Wing' •White with a violet wing	H6-8" W24-30"	Early Spring Zone 6(-10°)	○ ● ●
'White' •White with a small yellow center	H6-8" W24-30"	Early Spring Zone 6(-10°)	○ ● ●
'Yellow' •Bright solid yellow	H6-8" W24-30"	Early Spring Zone 6(-10°)	○ ● ●

Matrix Series Plants are compact with a well branched mounding habit.

'Autumn Blaze Mix' •Burgundy, orange, and yellow	H-6-8" W8-10"	Early Spring/Fall Zone 6(-10°)	○ ● ●
'Blotch Mix' •Mix with dark centers	H-6-8" W8-10"	Early Spring/Fall Zone 6(-10°)	○ ● ●
'Blue Blotch' •Deep blue with a dark center	H-6-8" W8-10"	Early Spring/Fall Zone 6(-10°)	○ ● ●
'Blue Frost' •White with a dark center and blue tips	H-6-8" W8-10"	Early Spring/Fall Zone 6(-10°)	○ ● ●
'Citrus Mix' •Orange, yellow and white	H-6-8" W8-10"	Early Spring/Fall Zone 6(-10°)	○ ● ●
'Clear Mix' •Solid colors mix	H-6-8" W8-10"	Early Spring/Fall Zone 6(-10°)	○ ● ●
'Halloween Mix' •Orange and black	H-6-8" W8-10"	Early Spring/Fall Zone 6(-10°)	○ ● ●
'Midnight Glow' •Dark purple with a yellow center	H-6-8" W8-10"	Early Spring/Fall Zone 6(-10°)	○ ● ●
'Morpheus' •Yellow with a purple wing	H-6-8" W8-10"	Early Spring/Fall Zone 6(-10°)	○ ● ●
'Ocean' •Light purple with a dark center	H-6-8" W8-10"	Early Spring/Fall Zone 6(-10°)	○ ● ●
'Orange' •Solid orange	H-6-8" W8-10"	Early Spring/Fall Zone 6(-10°)	○ ● ●

Premium Annuals


**PERENNIAL
FAVORITES**

Pansy Continued

'Pastel Mix' •Pastel colors mix	H-6-8" W8-10"	Early Spring/Fall Zone 6(-10°)	○ ● ●
'Pink Shades' •Pink shades with dark centers	H-6-8" W8-10"	Early Spring/Fall Zone 6(-10°)	○ ● ●
'Primrose' •Medium light yellow	H-6-8" W8-10"	Early Spring/Fall Zone 6(-10°)	○ ● ●
'Purple' •Purple with a small yellow center and dark purple veining	H-6-8" W8-10"	Early Spring/Fall Zone 6(-10°)	○ ● ●
'Red Blotch' •Large red flowers with a dark burgundy center	H-6-8" W8-10"	Early Spring/Fall Zone 6(-10°)	○ ● ●
'Rose' •Rose red with a tiny yellow eye	H-6-8" W8-10"	Early Spring/Fall Zone 6(-10°)	○ ● ●
'Rose Wing' •White with a dark center and a rose wing	H-6-8" W8-10"	Early Spring/Fall Zone 6(-10°)	○ ● ●
'Sangria' •Dark red with yellow around a dark center	H-6-8" W8-10"	Early Spring/Fall Zone 6(-10°)	○ ● ●
'Sunrise' •Shades of pinks and yellows with a dark center	H-6-8" W8-10"	Early Spring/Fall Zone 6(-10°)	○ ● ●
'True Blue' •Blue with a small yellow center and darker blue veining	H-6-8" W8-10"	Early Spring/Fall Zone 6(-10°)	○ ● ●
'White' •Solid white with a tiny yellow center	H-6-8" W8-10"	Early Spring/Fall Zone 6(-10°)	○ ● ●
'White Blotch' •White with a dark center	H-6-8" W8-10"	Early Spring/Fall Zone 6(-10°)	○ ● ●
'Yellow' •Solid bright yellow	H-6-8" W8-10"	Early Spring/Fall Zone 6(-10°)	○ ● ●
'Yellow Blotch' •Yellow with a dark center	H-6-8" W8-10"	Early Spring/Fall Zone 6(-10°)	○ ● ●

Pentas *Starflower* Easily grown in average, medium, well-drained soils in full sun. Tolerates part shade, but best flowering in full sun. The plants have hairy green leaves and clusters of flowers in shades of red, white, pink, and purple.

Graffiti Series Heat and sun lovers. Large, dense, tight flower clusters on naturally well-branched plants. Extremely uniform dwarf habit and bloom time.

'Bright Red' •Everblooming bright red, deadheading encourages continuous bloom	H10-16" W12-24"	Summer-Frost	○ ● 🦋
'Mix' •Small tubular, star shaped flowers that are red, rose, violet and white	H10-16" W12-24"	Summer-Frost	○ ● 🦋
'Rose' •Star shaped flowers that are magenta-rose with a tiny white center	H10-16" W12-24"	Summer-Frost	○ ● 🦋
'Violet' •Small tubular, star shaped flowers that are magenta-violet	H10-16" W12-24"	Summer-Frost	○ ● 🦋
'White' •Small tubular, star shaped flowers that are pure white	H10-16" W12-24"	Summer-Frost	○ ● 🦋

Pepper See Capsicum

Perilla Foliage plant that is heat and cold tolerant. Extremely well branched. Fast and vigorous growth. Grow in garden or large containers.

Magilla Series (*frutescens*)

'Purple' •Showy maroon-purple coleus-like foliage with a bright pink leaf center	H24-36" W24-36"	Summer-Frost	○ ● 🌵
--	--------------------	--------------	-------



Petunia Trumpet-shaped flowers.

Headliner Series This mounded petunia series offers early flowering with a dramatic color range. They create eye-catching finished baskets, pots, and annuals beds with large blooms!

'Night Sky' *New* •Purple blooms splotted with white	H10-16" W20-30"	Spring-Frost	○ 🦋 🌧
'Pink Sky' *New* •Dark pink blooms splotted with white	H10-16" W20-30"	Spring-Frost	○ 🦋 🌧
'Raspberry Star' *New* •A bicolor white and dark pink bloom	H10-16" W20-30"	Spring-Frost	○ 🦋 🌧

Mambo Series Early-flowering, compact, non-stretching plants produce blooms that are larger than typical multifloras. Good weather resistance.

'Blue' •Elegant deep blue to purple coloring	H6-8" W16-20"	Spring-Frost	○ 🦋 🌧
'Burgundy' •Burgundy-pink with darker veining	H6-8" W16-20"	Spring-Frost	○ 🦋 🌧
'Purple' •Violet-purple with a lighter purple eye	H6-8" W16-20"	Spring-Frost	○ 🦋 🌧
'Red' •Elegant scarlet red blossoms	H6-8" W16-20"	Spring-Frost	○ 🦋 🌧
'Sweet Pink' •Medium pink with a white eye	H6-8" W16-20"	Spring-Frost	○ 🦋 🌧
'Violet' •Solid dark violet	H6-8" W16-20"	Spring-Frost	○ 🦋 🌧

Potunia Series Daylength neutral. Single flowers on a bubble-like round mound, cold and mildew tolerant. Performs well in baskets and containers.

'Blueberry Muffin' •White with wide blue stripes	H6-12" W10-18"	Spring-Frost	○ 🦋 🌧
'Dark Red' •Beautiful solid dark red blooms	H6-12" W10-18"	Spring-Frost	○ 🦋 🌧
'Piccola Blue Ice' •Pale lavender blooms with purple veining and a purple eye	H6-12" W10-18"	Spring-Frost	○ 🦋 🌧
'Piccola Hot Pink' •Deep bright pink	H6-12" W10-18"	Spring-Frost	○ 🦋 🌧
'Piccola White' •Solid white with a greenish eye	H6-12" W10-18"	Spring-Frost	○ 🦋 🌧
'Plus Denim' •Light blue with dark blue veining and a dark blue throat	H6-12" W10-18"	Spring-Frost	○ 🦋 🌧
'Plus Neon' •Intense pink with dark veining	H6-12" W10-18"	Spring-Frost	○ 🦋 🌧
'Plus Pinkalicious' •Beautiful medium pink and darker pink veining and center	H6-12" W10-18"	Spring-Frost	○ 🦋 🌧
'Plus Purple' •Deep purple with dark purple-black veining and center	H6-12" W10-18"	Spring-Frost	○ 🦋 🌧
'Plus Yellow' •Yellow center, center and veining are pale yellow	H6-12" W10-18"	Spring-Frost	○ 🦋 🌧
'Popcorn' •White with a yellow eye	H6-12" W10-18"	Spring-Frost	○ 🦋 🌧
'Purple Halo' •White flowers with wide deep purple centers	H6-12" W10-18"	Spring-Frost	○ 🦋 🌧

Premium Annuals



PERENNIAL
FAVORITES

Petunia Continued

Supertunias Series This maintenance free petunia has a dense habit and fragrant blooms that appear non-stop late spring to frost. Great in containers and landscape. Proven Winners

'Black Cherry' •Dark red with black centers	H8-12" W18-24"	Spring-Frost	○ 🦋 🌿
'Bordeaux' •Pale pink with purple veining	H8-12" W10-18"	Spring-Frost	○ 🦋 🌿
'Indigo Charm' •Violet-blue	H8-12" W12-14"	Spring-Frost	○ 🦋 🌿
'Limoncello' •Lemon-yellow with dark center	H8-12" W12-18"	Spring-Frost	○ 🦋 🌿
'Morning Glory Charm' •Dark violet with a white center	H8-16" W24-36"	Spring-Frost	○ 🦋 🌿
'Pink Star Charm' •Pink with wide white stripes	H8-12" W12-24"	Spring-Frost	○ 🦋 🌿
'Really Red' •Deep red blooms will add a striking mass of color to your garden.	H8-12" W36-48"	Spring-Frost	○ 🦋 🌿
'Royal Magenta' •Dark magenta with a dark eye	H8-12" W8-12"	Spring-Frost	○ 🦋 🌿
'Royal Velvet' •Royal purple	H8-12" W8-12"	Spring-Frost	○ 🦋 🌿
'Sangria Charm' •Dark pink with darker pink veining and a deep purple eye	H8-12" W12-14"	Spring-Frost	○ 🦋 🌿
'Violet Star Charm' •White with a dark, wide purple star	H8-12" W12-24"	Spring-Frost	○ 🦋 🌿
'Vista Bubblegum' •Pretty bubblegum pink, great spreader, vigorous habit	H16-24" W24-36"	Spring-Frost	○ 🦋 🌿
'Vista Fuchsia' •Dark pink, great spreader	H16-24" W24-36"	Spring-Frost	○ 🦋 🌿
'Vista Silverberry' •Very pale pink with darker veining, great spreader	H16-24" W24-36"	Spring-Frost	○ 🦋 🌿
'White' •Pure white	H8-12" W8-12"	Spring-Frost	○ 🦋 🌿

Surfinia Series These trailing Petunias love the heat and humidity. Fast-growing plants have a vigorous trailing habit, bloom continuously and hold up well in wind, rain and summer heat. Easy to grow, maintain and are self-cleaning.

'Heartbeat' *New* •Bicolor white and pastel pink petals	H6-10" W12-16"	Spring-Frost	○ 🦋 🌿
'Sky Blue' *New* •Beautiful solid sky blue flowers	H6-10" W12-16"	Spring-Frost	○ 🦋 🌿

Sweetunia Series Daylength neutral, medium sized single flowers. Cold and mildew tolerant with mounding growth habit. The series has all unusual colors and color patterns. Beautiful plants for beds and containers.

'Black Satin' •Rich, black velvet blooms	H8-10" W12-20"	Spring-Frost	○ 🦋 🌿
'Hot Pink Lemonade' •Deep pink with a yellow throat	H8-10" W12-20"	Spring-Frost	○ 🦋 🌿
'Hot Rod Red' •Intense scarlet red	H8-10" W12-20"	Spring-Frost	○ 🦋 🌿
'Johnny Flame' •Rose with a wide purple star	H8-10" W12-20"	Spring-Frost	○ 🦋 🌿
'Pink Touch' •Large, bright colored white flowers with pink veining	H6-8" W8-10"	Spring-Frost	○ 🦋 🌿
'Purple Touch' •Large, bright colored lavender flowers with purple veining	H6-8" W8-10"	Spring-Frost	○ 🦋 🌿



'Purple Vein' •Light purple with dark purple veining and a very dark center	H8-10" W12-20"	Spring-Frost	○ 🦋 🌱
'Strawberry Morning' •Salmon pink with a white and yellow eye	H8-10" W12-20"	Spring-Frost	○ 🦋 🌱
'Suzie Storm' •Deep pink with light stripes and a dark center	H8-10" W12-20"	Spring-Frost	○ 🦋 🌱
'Velveteen' •Large, red flowers with darker red centers.	H8-10" W12-20"	Spring-Frost	○ 🦋 🌱
Phlox Large, lightly scented blooms cover mounding to cascading plants, they love to grow cool but are also very heat and drought tolerant. Performs well in landscapes, baskets, and containers.			
Phlox Gisele Series Bred for reliable rooting, heat tolerance and large, attractive flower clusters. Has a mounding, trailing habit.			
'Hot Pink' *New* •Hot pink with a brushed white eye	H10-12" W14-18"	Spring-Frost	○ ◐ 🌱
'Light Violet' *New* •Light violet	H10-12" W14-18"	Spring-Frost	○ ◐ 🌱
'White' *New* •White	H10-12" W14-18"	Spring-Frost	○ ◐ 🌱
Intensia Series Early spring through autumn, mid-height plants for hanging baskets and containers.			
'Blueberry' •Blue with a purple eye	H8-12" W8-12"	Spring-Frost	○ ◐ 🌱
'Red Hot' *New* •Solid red	H8-12" W8-12"	Spring-Frost	○ ◐ 🌱
Plectranthus Long, trailing stems in variegated green and white foliage. This accent plant cascades fountain-like from baskets, containers or as a ground cover.			
coleoides 'Variegata' •Variegated green with small white margins	H10-12" W18-24"	Spring-Frost	○ ◐ 🌱
Portulaca This accent plant cascades fountain-like from baskets, containers or as a ground cover.			
Pazazz Series (oleracea) Pazazz was introduced as the first to stay open all day and even in cloudy weather which has not been the case with the other series in the market. Though they may not give a morning till dawn performance you will find them open longer and on cloudy days.			
'Deep Pink' •Contrasting the deep pink flowers with a yellow center	H2-4" W6-12"	Summer-Frost	○ 🌱 🦋
'Fuchsia' •Produces beautiful deep red flowers with a yellow center	H2-4" W6-12"	Summer-Frost	○ 🌱 🦋
'Pink Glow' •Produces beautiful pink flowers with yellow centers	H2-4" W6-12"	Summer-Frost	○ 🌱 🦋
'Red Flare' •Deep rose with a yellow center	H2-4" W6-12"	Summer-Frost	○ 🌱 🦋
'Tangerine' •Dark orange with a yellow center	H2-4" W6-12"	Summer-Frost	○ 🌱 🦋
'Vivid Yellow' •Double bright solid yellow	H2-4" W6-12"	Summer-Frost	○ 🌱 🦋

Premium Annuals



PERENNIAL
FAVORITES

Salvia Sage Large and diverse group of hardy and tender perennials, annuals, and herbs. Fairly drought tolerant. Bright tubular flowers form whorled spikes. Foliage is usually aromatic.

farinacea 'Victoria Blue' •Intense blue flowers that rest on a compact plant of typically narrow saliva-like leaves	H18-24" W8-12"	Summer-Frost	○ 🦋 ♻️
greggii 'Hot Lips' •Bicolor red and whiteWhen the nights are warm in summer, the new flowers are all red with an occasional solid white one. As fall approaches the flowers will again be bi-colored red and white.	H30-36" W18-24"	Early Summer-Frost	✂️ 🦋 ● ○
guarantica 'Black and Blue' •Bushy, upright plant is free branching. Dark green, slightly hairy leaves. Tubular dark purple flowers.	H36-42" W20-24"	Early Summer-Frost	○ 🦋
'Wendy's Wish' •Blooms from spring and keeps going through to summer. The deep green foliage has a well-branching habit. That sets the perfect backdrop for the pink flowers.	H30-36" W24-36"	Spring-Summer	○ 🦋

Heatwave Series (microphylla x) Mass display of intense colored flowers on a compact shrub-like plant. Foliage is very aromatic.

'Blast' •Large salmon pink blooms	H24-30" W24-36"	Spring-Frost	○ 🦋 🦌
'Blaze' •Large dark crimson blooms	H24-30" W24-36"	Spring-Frost	○ 🦋 🦌
'Breeze' *New* •Fragrant, violet purple	H24-30" W24-36"	Spring-Frost	○ 🦋 🦌
'Glimmer' •Creamy white petals grown on purple stems	H24-30" W24-36"	Spring-Frost	○ 🦋 🦌
'Glitter' •Vivid pink blooms	H24-30" W24-36"	Spring-Frost	○ 🦋 🦌
'Sparkle' •Deep pink with a white throat	H24-30" W24-36"	Spring-Frost	○ 🦋 🦌

Sanvitalia Creeping Zinnia Great for ground covers and small to mid-size containers. Bright flowers bloom continuously, very heat tolerant.

speciosa 'Sunbini' •Larger golden yellow flowers and uniform mounding habit. Drought tolerant and low maintenance	H10-12" W12-18"	Summer-Frost	○ 🌵
speciosa 'Super Gold' *New* •Dense annual with a trailing habit of growth, covered in stunning yellow daisy flowers with gold eyes at the ends of the stems.	H4-7" W10-12"	Summer-Frost	○ 🌵

Scaevola Fan Flower Fan shaped flowers on serrated oval leaves that are dark green. Heat tolerant and easy to maintain. Great in the landscape and containers.

'New Wonder' •Lavender-blue blooms, semi-mounding habit	H10-14" W10-12"	Late Spring-Frost	○ 🌵 🦌
---	--------------------	-------------------	-------

Surdiva Series Vigorous growth habit with delicate blooms! They can withstand long periods of dry, hot weather and still perform with color.







'Blue' *New* •Blue	H6-8" W18-24"	Late Spring-Frost	○ 🌵 🦌
'Pink' *New* •Soft pink	H6-8" W18-24"	Late Spring-Frost	○ 🌵 🦌
'White' *New* •Solid white	H6-8" W18-24"	Late Spring-Frost	○ 🌵 🦌

Solenostemon See Coleus



Sutera (Bacopa) Very vigorous trailing/cascading plant is covered with five-petal blooms. Does best in cool weather, heat will slow blooms. Great in baskets and containers.

Scopia Series This series are herbaceous evergreen annual bedding plants with a trailing habit of growth, eventually spilling over the edges of hanging baskets and containers. Its relatively fine texture sets it apart from other garden plants with less refined foliage.




















'Gulliver Blue' •Stunning dark blue star-shaped flowers with sky blue overtones and yellow eyes	H4-8" W18-24"	Spring-Frost	 
'Gulliver Compact White' •Clean white flowers bloom on a compact dense plant	H4-8" W12-18"	Spring-Frost	 
'Gulliver Pink' *New* •This plant produces stunning white star-shaped flowers with yellow eyes and hot pink eye zones	H4-8" W12-18"	Spring-Frost	 

Snowstorm Series Except a rapid growth rate and improved summer heat tolerance with this series.

'Giant Snowflake' •Crisp, clean white flowers that are larger than other white varieties	H4-6" W8-10"	Spring-Frost	 
--	-----------------	--------------	---





















Torenia Bicolor snapdragon-like flower. Mounding, trailing habit. Great heat tolerance.

Catalina Series More compact habit with oversized bicolor blooms. Shade lover.




'Gilded Grape' •Yellow with a dark purple throat	H6-10" W8-10"	Summer-Frost	    
'Midnight Blue' •Dark blue with a yellow and pale blue throat	H6-10" W8-10"	Summer-Frost	    
'Pink' •Pink and light pink bicolor	H6-10" W8-10"	Summer-Frost	    
'White Linen' •White with a yellow throat	H6-10" W8-10"	Summer-Frost	    

Torenia Continued

Moon Series Forms a densely branched plant with a profusion of flowers.

'Blue' •Powder blue with indigo throat	H6-10" W6-12"	Summer-Frost	    
'Purple' •Royal blue and light blue bicolor	H6-10" W6-12"	Summer-Frost	    
'Rose' •The side petals are shades lavender-pink that go to a deep rosy pink in the center. The lower petal is pastel lavender-pink with a yellow tongue.	H6-10" W6-12"	Summer-Frost	    
'Yellow' •Pale yellow with a purple throat	H6-10" W6-12"	Summer-Frost	    

Tradescantia Spiderwort Grown for the smooth, succulent foliage. Makes a good ground cover for difficult, dry areas or even an indoor plant. Three petal flowers are a bonus. Juices from the stems and leaves may cause skin redness or allergic reaction in some people.

pallida purpurea 'Purple Heart' (Purple Queen) Wondering Jew •Dark purple foliage with light pink flowers. Makes a good ground cover for difficult, dry areas or even an indoor plant.	H12-18" W12-18"	Summer-Frost	  
--	--------------------	--------------	---

Premium Annuals



Verbena Verbena is a spreading plant ideal for cascading over retaining walls, pots, baskets, and window boxes. As long as the soil is extremely well drained, verbena will produce countless clusters of small blooms all season.

Empress Series Large flowers on broad-leaf plants, semi-upright with a uniform habit. Has good branching. These are weather tolerant and cold resistant. Requires good drainage for best growth. Landscapes, baskets or containers.

'Burgundy Charme' •Burgundy with white center	H6-10" W18-24"	Late Spring-Frost	○
'Hot Pink Charme' •Hot pink with small white eye	H6-10" W18-24"	Late Spring-Frost	○
'Imperial Blue' •Showy clusters of violet blue star-shaped flowers at the ends of the stems	H6-10" W18-24"	Late Spring-Frost	○
'Lavender' •Pale lavender blue with a small white eye	H6-10" W18-24"	Late Spring-Frost	○
'Peach' •Extra large peachy apricot	H6-10" W18-24"	Late Spring-Frost	○
'Purple' *New* •Clusters of purple star-shaped flowers	H6-10" W18-24"	Late Spring-Frost	○
'Red' •Large bright red and fragrant	H6-10" W18-24"	Late Spring-Frost	○
'Strawberry Charme' •Pink with a white center	H6-10" W18-24"	Late Spring-Frost	○
'Violet Blue' •Deep purple with white eye	H6-10" W18-24"	Late Spring-Frost	○
'White' •Solid white	H6-10" W18-24"	Late Spring-Frost	○

Lanai Series Large cluster flowers bloom from tip to crown, compact/trailing habit, bred for powdery mildew resistance. Landscapes and containers. One of the best trailing verbenas on the market.

'Candy Cane' •White with red stripes	H6-8" W12-18"	Late Spring-Frost	○
'Compact Lime Green' *New* •White with lime green overtones	H6-8" W12-18"	Late Spring-Frost	○
'Lavender Star' •Lavender with a white stipe	H6-8" W12-18"	Late Spring-Frost	○
'Twister Pink' •Graduates from white on the outside to pale pink then to dark pink in the center	H6-8" W12-18"	Late Spring-Frost	○
'Twister Purple' •White with purple edges and a purple center	H6-8" W12-18"	Late Spring-Frost	○
'Twister Red' •White with a red center	H6-8" W12-18"	Late Spring-Frost	○
'Upright Blue with Eye' •Royal blue with a white eye	H10-14" W12-24"	Late Spring-Frost	○
'Upright Pink with Eye' •Pink with a white eye	H10-14" W12-24"	Late Spring-Frost	○
'Upright Purple with Eye' •Purple with a white eye	H10-14" W12-24"	Late Spring-Frost	○
'Upright Red with Eye' •Red with a white eye	H10-14" W12-24"	Late Spring-Frost	○
'Upright Rose with Eye' •Dark pink with a white eye	H10-14" W12-24"	Late Spring-Frost	○



Superbena Series (pendula) Super large flowers, strong growth, and mildew resistance. Semi-upright, trailing habit. Performs well in landscapes and containers.

'Royale Chambray' •Lilac-blue	H6-12" W18-24"	Late Spring-Frost	○
'Royale Cherryburst' •Red with pale pink stripes	H6-12" W18-24"	Late Spring-Frost	○
'Royale Iced Cherry' •Cherry pink with silver overlay	H6-12" W18-24"	Late Spring-Frost	○
'Royale Peachy Keen' •Peach, salmon and pink mix	H6-12" W18-24"	Late Spring-Frost	○
'Royale Plum Wine' •Deep purple plum	H6-12" W18-24"	Late Spring-Frost	○
'Royale Red' •Solid deep red	H6-12" W18-24"	Late Spring-Frost	○
'Royale Romance' *New* •Gorgeous burgundy with a tiny white eye	H6-12" W18-24"	Late Spring-Frost	○
'Royale Whitecap' •Pure white	H6-12" W18-24"	Late Spring-Frost	○

Vinca Commonly called greater periwinkle, large periwinkle or blue buttons, is an evergreen, prostrate, mat-forming with long trailing stems. It is widely used as a ground cover and container plant.

major 'Maculata' •Dark green leaves with unevenly variegated yellow-green centers. Grown for foliage. Evergreen ground cover that produces a 5 petaled pale blue flower.	H4-8" W12-24"	Spring	○ ● ● ☼ ☼
major 'Variegata' •Beautiful green and white variegated foliage. Grown for foliage. Evergreen ground cover that produces true blue flowers.	H4-8" W12-24"	Spring	○ ● ● ☼ ☼

Viola Sweet Violet Fragrant flowers with small pansy blooms. Trailing, compact with dark green foliage. Does best in cooler weather. Longer living than traditional pansies.

Penny Series (cornuta) Unique mounding plant habit with large 1 1/2-2" blooms. Stems do not become leggy in warm conditions.

'All-Season Mix' •A designer mix of colors that includes yellow, frost, blue, orange, deep blue and yellow	H4-6" W4-6"	Spring and Fall	○ ●
'Clear Yellow' •Bright, solid yellow flowers	H4-6" W4-6"	Spring and Fall	○ ●
'Deep Blue' •Deep, true blue with black whiskers and a small yellow eye	H4-6" W4-6"	Spring and Fall	○ ●
'Jump Up Mix' •A beautiful collection of orange and deep blue, peach and blue, white and purple, and yellow and blue	H4-6" W4-6"	Spring and Fall	○ ●
'Orange' •Fragrant, solid orange blooms	H4-6" W4-6"	Spring and Fall	○ ●
'Red Blotch' •Red to scarlet with a dark blotch surrounding the tiny yellow eye	H4-6" W4-6"	Spring and Fall	○ ●
'Violet' •Deep violet flowers with a tiny yellow eye	H4-6" W4-6"	Spring and Fall	○ ●

Premium Annuals



PERENNIAL
FAVORITES

Zinnia Zinnias are one of the easiest annuals to grow. Outstanding in beds, borders, and containers. Zinnias thrive in the sun and heat of summer, providing an abundance of bright, vibrant blooms in a variety of forms and sizes, making this an easy-care annual.

Profusion Series Early, continuous-blooming plants perform well under both warm and cool conditions. Excellent tolerance to disease including Powdery Mildew and Bacterial Leaf Spot.

'7 Color Mix' •Orange, salmon, white, yellow, cherry red, lavender, and light pink	H8-12" W12-18"	Summer-Frost	○ ● ✂ 🦋
'Cherry' •Cherry red tinged with pink, yellow center	H8-12" W12-18"	Summer-Frost	○ ● ✂ 🦋
'Orange' •Bright orange	H8-12" W12-18"	Summer-Frost	○ ● ✂ 🦋
'White' •Double white blooms	H8-12" W12-18"	Summer-Frost	○ ● ✂ 🦋
'Yellow' •Intense shades of yellow	H8-12" W12-18"	Summer-Frost	○ ● ✂ 🦋



HERBS

BASIL Ocimum

basilicum 'Boxwood' •Named for its shape. Unlike the large leafed basil, this plant is a tight mound of small leaves that resemble boxwood plants.	H12-16" W12-18"	Summer Zone 10(30°)	○
basilicum 'Cinnamon' •This is a dessert basil that is best served with fruit. It has a sweet spicy cinnamon flavor. Distinctive violet stems, veining, and flower bracts with lavender flowers and 2" long leaves. Beautiful in casual flower bouquets.	H18-36" W18-36"	Summer Zone 10(30°)	○
basilicum 'Dolce Fresca' •Produces sweet tender leaves that outshine the comparison varieties while maintaining an attractive, compact shape that's both versatile and beautiful. After harvest, the plant is quick to recover and keeps the desired ornamental shape that's perfect for containers, borders or as a focal point. AAS Winner.	H12-24" W12-18"	Summer Zone 10(30°)	○
basilicum 'Genovese' •Extremely tender, fragrant, extra large, dark green leaves. Popular herb cultivated in all temperate climates throughout the world. This is one of the best basil because it yields 7-8 cuttings and makes the best pesto.	H18-24" W12-18"	Summer Zone 10(30°)	○
basilicum 'Genovese Red Freddy' *New* •It's a beautiful purple color with specks of green throughout. Blooms white. Visually stunning and a nice contrast to other items in the veggie patch. It's also very hardy and tastes great. A must have variety every year. Fragrant	H18-21" W12-18"	Summer Zone 10(30°)	○
basilicum 'Persian' •High marks for fresh lemony flavor, large leaves, ornamental habit, and lateness to flower. Green foliage produces purple buds that open up to pink flowers.	H18-24" W12-18"	Summer Zone 10(30°)	○
basilicum 'Pesto Perpetuo' •This is a superb culinary plant. Its light green and cream variegation makes it an eye-catching addition to the garden. The non-flowering, columnar plants grow enough foliage to last all summer long. With substantial light, Pesto Perpetuo will be happy indoors.	H18-24" W12-18"	Summer Zone 10(30°)	○
basilicum 'Red Freddy' •Produces high yields of marvelous, red, smooth, broad leaf basil with the same wonderful flavor as green basil. A real culinary eye catcher.	H18-24" W12-18"	Summer Zone 10(30°)	○
basilicum 'Red Rosie' •Intense dark purple-red color. Plants are compact and upright. A favorite for its unique color and its mild, aromatic basil flavor. For better leaf production keep flowering buds pinched. The flowers, on tall pale-purple spikes, can be used ornamentally.	H12-24" W6-12"	Summer Zone 10(30°)	○
basilicum 'Spicy Globe' •Tiny, very aromatic leaves form dense globes, making this plant attractive in the herb or flower garden and excellent in containers. This is a bush basil that grows in a tidy compact mound. Also called Greek Basil. Tiny leaves make easy preparation.	H6-10" W8-12"	Summer Zone 10(30°)	○
basilicum 'Sweet Thai' *New* •Aromatic 2" long leaves have an spicy anise-clove flavor, excellent for Thai and Vietnamese cooking, as well as Italian dishes. Purple flowers are attractive in the garden or containers. Flower buds may be pinched to promote more leaves for harvest.	H12-18" W12-18"	Summer Zone 10(30°)	○
basilicum 'Try Basil' •An easy way to grow 3 different basil in one pot. Leaves should be harvested just before the plants begin to flower or pinch off the flowers to prolong harvesting period. Leaves have a mild flavor of Anise with a slight mint aftertaste.	H12-24" W12-18"	Summer Zone 10(30°)	○



CHIVES *Allium*

schoenoprasum **Onion Chives**

•Beautiful pink flowers and foliage have a distinctive mild onion flavor. Fresh leaves add zest to soups, salads, eggs or sour cream, or use whole blossoms for a novelty herb vinegar. Attractive in the herb or cutting garden and a good companion plant for roses. Cut at any stage but 4-6" is optimal. **Not available in Idaho**

H12-18"
W8-12"

Late Summer
Zone 4(-30°)



schoenoprasum var. **sibiricum 'Gigantic'**

•Elegant garden plant with attractive white star-shaped flowers. The leaves and stems have a mixed flavor of onion and garlic which are ideal for a number of culinary uses. The foliage and the flowers are edible. The juice of the plant can be used as an insect repellent. Days to maturity 90. **Not available in Idaho**

H12-18"
W6-10"

Late Summer
Zone 8(10°)



tuberosum **Garlic Chives**

•Beautiful, sweet-scented white flowers compliment grey-green leaves. Foliage has a distinctive mild garlic flavor, delicious in soups, salads, sauces and spreads. An attractive plant for the herb, perennial or fragrance garden. Harvest blades by cutting all the way to the ground. Good cut or dried flower. **Not available in Idaho**

H12-18"
W8-12"

Late Summer
Zone 3(-40°)



tuberosum **'Garlic Geisha'**

•Vigorous grower with a nice 'just-right' garlic flavor. Slightly wider, flatter and more refined leaves topped by pretty white flower stalks late in the season mean this is another edible that can serve a dual purpose as an ornamental. Geisha is a great culinary herb for use in stir-fries, soups, compound butters and as a fresh garnish for a variety of dishes. Although late flowering is a good thing in herbs, when Geisha does burst into bloom, the butterfly inhabitants in your garden will be very happy! **Not available in Idaho**

H10-24"
W10-12"

Late Summer
Zone 3(-40°)



CILANTRO *Coriandrum*

sativum **'Delfino'**

•Aromatic and unlike other coriander since it has unique, fine fern-like foliage. Like all cilantro, offers gardeners two distinctly different flavors in one handsome plant. The branching plant produces more leaves, resulting in a higher yield of this edible herb. The leaf flavor is similar to a strong parsley taste with citrus. Less chopping is needed. Store fresh foliage with stems in a glass of water. By changing the water often, foliage remains fresh for a week.

H14-20"
W10-20"

Summer
Zone 10(30°)



sativum **'Santo'**

•Aromatic, flavorful leaves (cilantro) and seeds (coriander). Lemon sage flavored seeds are excellent in stews, bean dishes, and pastries. Pungent, sharp-flavored leaves enhance poultry and meats in spicy recipes, salsa and soups. Reseeds.

H12-18"
W8-12"

Summer
Zone 10(30°)



COLA PLANT *Artemisia*

arbotanum

•Grows into an attractive ornamental shrub with silvery-green foliage and yellow flowers later in the summer and into the autumn. It is very easy to look after and tolerates dry conditions. Tips of the shoots of Cola Plant have the very aromatic taste and scent of cola. It is important just to use the young shoots as the older leaves are quite bitter.

H36-48"
W18-24"

Summer
Zone 10(30°)



CURRY DWARF *Helichrysum*

italicum **'Nana'**

•The fragrance of the velvety leaves is of curry, although the flavor is bitter and it is not commonly used for cooking but can be used for marinades and has been used in essential oils. The dwarf curry is great for bonsai. It is a good container plant, or to make into a small topiary.

H10-18"
W10-18"

Summer
Zone 7(0°)



DILL *Anethum*

graveolens **Fernleaf Dill**

•Fragrant ferny foliage and flowers. Leaves and seeds provide a distinctive flavor and aroma to a wide range of culinary favorites including: pickles, potatoes, fish and dips. Neat, compact growth. AAS winner 1992.

H12-18"
W12-16"

Summer
Zone 10(30°)



LEGEND: 🦋=Pollinator • ✂=Cut Flower • 🌵=Drought Resistant • 🦌=Deer Resistant • Z=USDA Zone

☉=Full Sun • 🌓=Part Sun • 🌑=Full Shade • H=Height of foliage/flower • W=Width of foliage



FENNEL *Foeniculum*

vulgare *Bronze Fennel*

•Aromatic, feathery bronze foliage is an attractive filler in the herb or flower garden with yellow flowers. Leaves and seeds have a pleasant anise flavor. Use fresh leaves in salads, soups and herb vinegar. Ripe seeds add zest to Italian sauces and sausage.

H36-60"
W24-36"

Late Summer
Zone 4(-30°)



GLASSWORT *Salicornia*

europaea 'Samphire'

•Native to Ireland along the salty marshy coastlines. It's high in vitamin C and is a natural diuretic. In the 14th Century the ashes were used to make glass and soap. Great for pickling. Highly edible, either cooked or raw. Samphire is usually cooked, either steamed or microwaved, and then coated in butter or olive oil. Great with fish or a salad.

H24-36"
W18-24"

Summer
Zone 7(0°)



LAVENDER *Lavandula*

intermedia 'Provence'

•Fragrant flowers and leaves, beautiful in herb gardens and excellent in containers. Dried flowers and leaves are prized for potpourri, scented oils and crafts. Blooms later than most lavenders and is more disease resistant.

H12-24"
W24-36"

Summer
Zone 5(-20°)



LEMON BALM *Melissa*

officinalis *Lemon Balm*

•A member of the mint family, is considered a calming herb. It is used for both hot and iced tea. It is also frequently paired with spearmint, fruit and fish dishes. In the spring and summer, clusters of small, light yellow flowers grow where the leaves meet the stem. The leaves are very deeply wrinkled and range from dark green to yellowish green in color.

H24-36"
W20-24"

Spring-Summer
Zone 4(-30°)



LEMONGRASS *Cymbopogon*

citratus *Lemongrass*

•Lemongrass provides a zesty lemon flavor and aroma to many dishes. It can be frozen, dried, or used fresh. The clean citrus flavor mixes well with garlic, cilantro, and chilies.

H24-48"
W18-24"

Harvest Once
Established
Zone 8(10°)



LEMON VERBENA *Aloysia*

triphylla *Lemon Verbena*

•Exquisite and intense lemon fragrance adds delightful flavor to teas, fruit salads, jams, jellies, and iced drinks, or dry for potpourri. Cut back young stems periodically to keep plants compact. Shiny trailing green foliage with small white and lavender flowers. In cold winter climates, grow in pots and winter indoors.

H48-60"
W24-48"

Harvest Once
Established
Zone 8(10°)



LONGEVITY SPINACH *Gynura*

procumbens *New*

•An amazing edible herb that's been used as 'folk medicine' for hundreds of years. This herb has been found to be an extremely alkalizing and miraculous antiviral, anti-inflammatory, edible plant. High in antioxidants that help improve overall health and longevity. Easy to grow. The leaves have a good flavor. Study medicinal plants before ingesting.

H12-24"
W12-18"

Summer
Zone 10(30°)





MINT *Mentha*

gracilis *Ginger Mint*

•A green foliage with gold veins and an aromatic fruit scented aroma with just a hint of ginger. Excellent with melon and other fruit salads.

H8-12"
W12-16"

Late Summer
Zone 5(-20°)



'Jessica's Sweet Pear' *New*

•Upright habit free of runners. Fairly drought tolerant. Leaves have a light pear fragrance. Use as a flavoring or garnish, in teas, baths or as room deodorizer.

H18-20"
W8-10"

Summer
Zone 4(-30°)



requienii *'Corsican'* *New*

•Creeping mint that is miniature and mat forming. Perfect for an aromatic filler in and around rock. Intolerant of drought but like a well drained soil.

H1-2"
W- 6-12"

Summer
Zone 6(-10°)



spicata var. **crispa** *'Moroccan'* *New*

•Strong spearmint flavor with decorative leaves. Used as a whole or chopped to provide a better flavor. Perfect for the preparation of desserts and teas. Highly decorative in mixed beds and on balconies.

H12-24"
W12-24"

Summer
Zone 5(-20°)



suaveolens *'Variegata'* *Pineapple Mint*

•Delightfully fruity fragrance and variegated green and white leaves are a useful addition to the herb or perennial garden. Leaves may be used to flavor teas, jellies and desserts. Mints are vigorous spreaders and should be contained; plant in containers sunk into the ground.

H24-36"
W18-24"

Late Summer
Zone 5(-20°)



x piperita *Chocolate Mint*

•This is a very strong mint used for teas. It has a smell like a peppermint patty. Easy to grow, spreads rapidly, pick leaves frequently to manage growth. Thrives alongside water gardens or damp spots in the yard. Plants have lavender flowers.

H12-24"
W18-24"

Late Summer
Zone 4(-30°)



x piperita *Orange Mint*

•Traditional mint aroma with a hint of orange. Adds a citrus twist to salads. Adds scented foliage to hanging baskets and patio pots.

H24-36"
W48-72"

Late Summer
Zone 5(-20°)



Mint Tagetes

lucida *'Mexican Marigold'* *New*

•Bushy with many smooth, upright, unbranched stems. Foliage a sweet tarragon-like smell with overtones of anise. Large clusters of small yellow flower heads.

H18-30"
W18-24"

Late Summer -
Frost
Zone 8(10°)



MUSHROOM PLANT *Rungia*

klossii

•Originated and very popular in Papua New Guinea. A fast growing bushy herb, common named 'Mushroom Plant' due to its leaves special mushroom flavor. The beautiful green glossy leaves contain large amounts of iron, vitamin C and beta carbonate. They have a crispy texture, similar to spinach and can be eaten raw in tossed salad, tucked into a sandwich or use as a great garnish. The mushroom flavor increases with cooking (in soups or stews). Likes to grow in warm conditions. Regular cuttings will help keep the plant compact.

H18-24"
W12-18"

Summer
Zone 7(0°)



OREGANO *Origanum* Oregano pungency is in direct proportion to the amount of sun it receives. It grows with woody stems and dark green leaves. For the best flavor, add oregano in the last few minutes of cooking.

vulgare *'Cleopatra'*

•Pretty, silver-grey foliage makes this another herb that will be appreciated for its ornamental value. Unique from Greek and Italian oreganos, Cleopatra has a mildly spicy, peppermint flavor perfect in Mediterranean dishes, soups and sauces. This compact, trailing plant produces a high yield of leaves that are wonderful as a dried spice when fresh isn't an option.

H8-10"
W6-8"

Summer
Zone 5(-20°)



vulgare *'Compactum'*

•Tender, sweetly spicy leaves with excellent flavor. Compact low growing habit with dark green foliage, flowers are a bright pink. Use fresh, dried or fresh frozen. Harvest before flowering for optimal flavor.

H18-24"
W24-36"

Summer
Zone 4(-30°)



vulgare *Greek Oregano*

•Tender, sweetly spicy leaves with excellent flavor. Low growing habit with soft fuzzy dark green foliage, flowers are light pink to white. Use fresh, dried or fresh frozen. Harvest before flowering for optimal flavor.

H18-24"
W10-12"

Summer
Zone 4(-30°)





vulgare 'Hirtum' Hot & Spicy •One of the tastiest oreganos ever! Very aromatic. Leaves have a rich spicy flavor, making them ideal for spicing up many dishes. Low growing habit with dark green foliage, flowers are white. Perfect in containers or herb gardens.	H24-36" W24-36"	Summer Zone 5(-20°)	○ ●
vulgare Italian Oregano •A cross between sweet and wild marjoram and not likely to overpower a recipe. The gently pungent flavor is probably the most popular oregano, nick-named "The Pizza Herb". With a solid green clumping habit this is a very easy and attractive herb to grow.	H12-24" W12-24"	Summer Zone 6(-10°)	○ ●
vulgare 'Variegata' •Attractive variegated white and green foliage will add color and flavor with tender, sweetly spicy leaves. Typical oregano spreading habit works great on the patio or in the garden. Harvest before flowering. Continued harvest will help new growth.	H18-24" W12-18"	Summer Zone 5(-20°)	○ ●
PARSLEY Petroselinum Great as an addition to asparagus, peas, potatoes, eggs, and beef. Chewing parsley will help with bad breath from food odors such as garlic.			
cablin Dark Single Leaf Parsley •Attractive, fragrant, dark green, leaves are excellent for seasoning and as a garnish. A complimentary flavor that enhances most dishes, especially sauces, salads, meats and vegetables. A biennial grown as an annual; replant each year for best flavor.	H18-24" W12-18"	Late Summer Zone 5(-20°)	○ ●
crispum Forest Green Curled Parsley •Traditional dark green curly parsley. Leaves are excellent as a garnish or for adding flavor to a variety of dishes. Each plant will grow into a large mound, ready to trim. Highly nutritious and rich in vitamin C and iron.	H12-20" W8-12"	Late Summer Zone 5(-20°)	○ ●
ROSEMARY Rosmarinus Rosemary is an attractive evergreen shrub with needle-like leaves.			
officinalis 'Arp' Hardy Rosemary •Intensely fragrant leaves have a distinctive flavor. Great seasoning for meat or vegetable dishes, or use dried for crafts. Attractive in the garden and containers. May be wintered indoors in pots. An especially hardy variety.	H36-48" W36-48"	Late Spring-Summer Zone 6(-10°)	○ ● 🦋 🌿
officinalis 'Darlington' Hardy Rosemary *New* •Fragrant leaves have a distinctive flavor. Great seasoning for meat or vegetable dishes, or use dried for crafts. Attractive in the garden and containers. May be wintered indoors in pots.	H36-48" W24-36"	Late Spring-Summer Zone 6(-10°)	○ ● 🦋 🌿
officinalis 'Gold Dust' *New* •An evergreen upright well branched shrub with aromatic 1" long narrow leaves that have a dark green central band surrounded by bright yellow margins and medium blue flowers in winter and spring.	H36-48" W36-48"	Spring-Frost Zone 7(0°)	○ ● 🌿
officinalis 'Hill Hardy' •One of those wonderful herbs that make a beautiful ornamental plant as well as a welcome culinary seasoning. It produces a tea-like fragrance and pungent, slightly bitter taste. Spiky green leaves on upright, woody stems with blue flowers in winter and spring if the climate will allow. An especially hardy variety.	H24-36" W12-36"	Late Spring-Summer Zone 6(-10°)	○ ● 🦋 🌿
officinalis 'Irene' Carpet Rosemary •The best spreading Rosemary notable for its profuse display of bright blue flowers. The plant has a nice mounding habit and cascades gracefully over rocks, walls and raised beds.	H12-18" W24-36"	Late Spring-Summer Zone 7(0°)	○ ● 🦋 🌿
RUE Ruta			
graveolens Rue Herb of Grace •Evergreen, somewhat shrubby plant, is a native of Southern Europe. Bright yellow flowers with blue-green foliage produces small green berries at the end of the season. Used for medicinal purposes. Leaves are toxic if ingested in large doses and may cause dermatitis when it makes contact with the skin in hot weather.	H18-24" W14-18"	Spring-Summer Zone 7(0°)	○ 🌿 🌿



SAGE *Salvia*

officinalis 'Berggarten' *Garden Sage*

•Grown for ornamental qualities and culinary properties. This shrubby plant has rounded soft sea-green leaves with a unique pungent flavor and aroma. Can use fresh or dried. Great with pork, sausage, stuffing and cheeses. This variety rarely blooms and has better leaf production than other sages.

H18-24"
W18-24"

Spring
Zone 5(-20°)



officinalis 'Icterina' *Golden Variegated*

•Aromatic foliage and blue flower spikes make a showy addition to the herb or flower garden. Fresh or dried leaves add flavor to sausage, stuffing, salad and soup. Attractive in arrangements, fresh or dried. Can be grown indoors during winter. Works as a natural insect repellent.

H18-24"
W10-12"

Spring
Zone 5(-20°)



officinalis 'Maxima'

•An evergreen perennial featuring a compact habit with giant, silver woolly leaves. Can be used to flavor meats of various kinds or can be added to cheeses, sauces or oils to make interesting culinary creations.

H24-32"
W18-24"

Spring
Zone 5(-20°)



officinalis 'Solid Gold'

•The plant has golden yellow foliage without variegation and produces blue flowers in summer. Fragrant. Can be used in roasting meats, vegetables and stuffings. Compact habit. **A Perennial Favorites exclusive.**

H18-24"
W12-18"

Spring
Zone 5(-20°)



officinalis 'Purpurascens' *Purple Leaf Sage*

•Leaves and stems are bluish purple and highly aromatic. Small lilac blue flowers. Great for flavoring pork, sausage and stuffing.

H24-30"
W24-36"

Summer
Zone 5(-20°)



officinalis 'Tricolor'

•Attractive, green, white, and purple foliage with lilac blue flowers in the summer. Use in roasting pork or lamb, poultry, fish, egg salad, vegetables, stuffings, bean and lentil soups and in marinades. Compact and shrubby habit. Also used as an ornamental plant in landscapes.

H18-24"
W12-18"

Summer
Zone 5(-20°)



SALAD BURNET *Sanguisorba*

minor

•Native perennial herb with attractive semi-evergreen toothed foliage. Small purple flowers form on spikes. Offers a clean cucumber-like flavor that can be added to salads or sauces year round. Used medicinally for its astringent properties. **Perennial Favorites exclusive.**

H8-12"
W18-24"

Summer
Zone 4(-30°)



SAVORY *Satureja*

montana 'Winter Dwarf' *New*

•Lilac flowers bloom on a shrubby evergreen, good for borders and hedges. Smaller and more compact than summer savory, with thick evergreen leaves that add a peppery flavor to beans and other vegetables.

H6-18"
W8-10"

Late Summer
-Frost
Zone 5(-20°)



STEVIA *Stevia*

rebaudiana

•Edible leaves are much sweeter than sugar. Fresh leaves are excellent in fruit salads and teas, or baked into bread. Leaves may also be dried and used as a sugar substitute. Attractive white flowers. Foliage is a light green, pinch/harvest to stimulate branching and regrowth.

H18-24"
W18-24"

Summer
Zone 6(-10°)



TARRAGON *Artemisia*

dracunculus 'Sativa' *French Tarragon*

•Aromatic, flavorful leaves have the scent and taste of licorice and mint. Dark green needle-like leaves and upright multibranching habit. Adds zest to butter and cheese sauces, chicken, veal and fish dishes, and makes a flavorful herbal vinegar when steeped in red wine vinegar. This is the most flavorful tarragon.

H12-24"
W12-24"

Zone 4(-30°)





THYME *Thymus*

***citrodorus aureus* Variegated Lemon Thyme**

•Pungent lemon scented and flavored. Leaves are variegated green and gold with a low spreading habit. Great in teas, cooking meats, and as a lemon substitute. Flowers are pale pink.

H6-8"
W8-12"

Late Spring-
Summer
Zone 4(-30°)



***vulgaris* English Thyme**

•Excellent culinary herb used to flavor chicken, fish and pork, vegetable dishes or stuffings. Leaves make a flavorful tea. Good in potpourri and sachets. An attractive garden plant with rosy lavender flowers. It is a low-growing, bushy thyme with grey narrow leaves.

H6-8"
W8-12"

Late Spring-
Summer
Zone 4(-30°)



***vulgaris* French Thyme**

•French Thyme is one of the best culinary varieties, used in herb vinegars, breads, and butters. It is a low-growing, bushy thyme with grey narrow leaves. Once established, it tolerates drought very well and requires little care. Flowers are white.

H12-18"
W8-12"

Late Spring-
Summer
Zone 5(-20°)



VEGETABLES

ARTICHOKE *Cynara*

***scolymus* 'Imperial Star'**

•Has a nice green uniform globe round shape, excellent quality for eating, tending to be noticeably sweeter and more tender than other artichoke varieties. Can be planted and harvested in one season. Foliage is a silvery green with exaggerated cuts and stiff almost thorny hairs.

H24-60"
W36-48"

Days to harvest
90-100.
Zone 7(0°)



ASPARAGUS

***officinalis* 'Jersey Giant'**

•The best choice for hard-winter areas. This has the highest and most consistent yields of all the newer varieties. This plant produces 7-9" spears. The spears are tender, succulent and bright green with purple tips. Plants are vigorous and resistant to rust, fusarium and root and crown rot. Harvest after the first season.

H36-48"
W18-24"

Harvest in Spring
Zone 3(-40°)



***officinalis* 'Jersey Knight'**

•The best choice for hard-winter areas. This has the highest and most consistent yields of all the newer varieties. This plant produces 7-9" spears. The spears are tender, succulent and bright green with purple tips. Plants are vigorous and resistant to rust, fusarium and root and crown rot. May take a couple of years to produce a sizable crop.

H36-48"
W18-24"

Late Spring-Early
Summer
Zone 3(-40°)



***officinalis* 'Mary Washington'**

•An American heirloom. Strong, thick, dark shoots with tight heads and should live up to 15-20 years.

H36-48"
W24-36"

Spring-Frost
Zone 3(-40°)



'UC-157'

•This variety is known for very high yield, useful variety that is suitable to growth in warmer areas with mild winters, smooth green spears, tight tipped, non stringy. The plant has tall feathery, graceful stems. Plant takes up to 2-3 years to come to full production but can bear for 15-20 years.

H48-60"
W18-24"

Harvest in Spring
Zone 4(-30°)



BLUEBERRY *Cyanococcus*

corymbodum x angustifolium* 'Northblue' *New

•Smaller more compact habit with larger fruit. Producing 3-7 lbs of sweet, juicy fruit per mature bush. Dusky blue fruit has a delicious wild flavor, but is larger in size than most dwarf blueberries.

H24-36'
24-36"

Early Summer
Zone 3(-40°)



CHOKEBERRY *Aronia*

***melonocarpa* 'Viking' Black Chokeberry**

•Masses of fragrant, white flowers bloom in spring a bit earlier than other species. Gorgeous red fall colors and extra large berries follow the glossy summer foliage. Persistent, purplish black berries are high in nutrients and can be used for pies and jellies or left on the shrub to provide food for birds and other wildlife. The berries can persist into spring. Attracts birds.

H36-60"
W36-60"

Late Spring
Zone 3(-40°)





EGGPLANT Solanum

melongena 'Black Beauty' •Produces deep purplish black oval fruit that is about 5" in diameter. Plants are bushy and spreading. Fruit is high quality with an outstanding flavor. Delicious grilled, in pastas, or salads. Disease resistant.	H12-24" W12-24"	Days to harvest 72-85. Zone 10(30°)	○
melongena 'Emerald Isle' •A unique variety bred for container production. Its compact habit makes it a perfect choice for mixed flower and veggie planters. This variety stays compact and does not require staking, it is thornless unless stressed, making it much easier to handle and harvest. Producing very unique multi-green tones on the fruit around 3-5" long, they will definitely catch attention.	H12-24" W12-18"	Days to harvest 60-70. Zone 10(30°)	○
melongena 'Fairytale' •Tender, plump and sweet, the short, slender fruits are beautifully marbled with purple and white tones. The mini eggplants (4-5" x 1") grow on prolifically branching compact plants in clusters of six fruits. Perfect for growing in containers.	H12-24" W12-18"	Days to harvest 50-60. Zone 10(30°)	○
melongena 'Ghostbuster' •Plant produces good yields of 6-7" long white oval eggplants. It is sweeter and tastier than dark skinned varieties. Best if harvested early before it starts to turn yellow.	H12-24" W12-18"	Days to harvest 70-80. Zone 10(30°)	○
melongena 'Gretel' •Compact and perfect to plant in containers. Almost seedless, 8-10" long white eggplants have a tender skin that doesn't need peeling, saving time in the kitchen and bringing more fiber and nutrients to the table. Heavy bearing, succulent and bitter free fruit. All American Selection.	H24-36" W18-36"	Days to harvest 55-65 Zone 10(30°)	○
melongena 'Hansel' •The slender eggplant is perfect for cutting into rounds for sauteing. If the peak maturity is missed, these slender eggplants do not get bitter while they wait a few days. Slender dark purple fruit can be harvested between 3" and 10". 2008 All American Selections Winner.	H24-36" W18-24"	Days to harvest 55-65. Zone 10(30°)	○
melongena 'Little White Fingers' *New* •Early, high yield, snow white, up to 7" or pick at 3" for more tender fruit. Clusters of 3-6, spineless, with great flavor. Smaller habit works greates in patio pots.	H15-18" W15-18"	Days to harvest 66-70 Zone 10(30°)	○
melongena 'Louisiana Long Green' •Tender, meaty and full of flavor describes this wonderful green eggplant from the south. 8-9" long, lime green fruits are borne on vigorous tall plants that will benefit from some support in order to handle all these long tasty eggplants. Perfect for braising or ratatouille.	H12-24" W12-18"	Days to harvest 55-65. Zone 10(30°)	○
melongena 'Pinstripe' •This unusual plant has light purple fruits streaked with white that produces high yields. This is an Italian eggplant variety that will produce a 4-5 oz. tennis ball sized fruit perfect for the patio.	H12-24" W18-24"	Days to harvest 60-65. Zone 10(30°)	○
melongena 'Pot Black' •Pot Black's glossy, 2 to 3-oz. fruits are delicious. Bushy, compact plants are great for patio pots or in the garden. Fruit can be harvested as small as a ping pong ball or as large as a tennis ball, providing fruit all summer long. Great for grilling.	H12-24" W18-30"	Days to harvest 55-65. Zone 10(30°)	○
melongena 'Turkish Orange' •Heirloom variety from Turkey producing small compact plants with an abundance of rich sweet, strong flavored fruits. Orange to red round tomato like 3" fruit. Best eaten at light orange with some green stripe stage, once fruits are red orange they are best stuffed.	H12-24" W18-24"	Days to harvest 75-85. Zone 10(30°)	○

GOJIBERRY Lychium

barbarum 'Wolfberry' •Goji is a sprawling shrub with long, flexible canes and clusters of small, grey-green leaves. The flowers are a brilliant royal purple and they appear along the length of the canes. They give way to juicy, bright red fruits that resemble small peppers. Anywhere you can use a blueberry or cranberry, you can use goji. Gojiberries are extremely nutritionally dense and high in antioxidants.	H96-120" W60-96"	Harvest Summer-Fall Zone 5(-20°)	○
---	---------------------	-------------------------------------	---



HOPS Humulus

lupulus 'Cascade' Hop Vine

•This vigorous climber produces large cones and contributes fragrance and a light bitterness to homebrewed beers. Vigorous vine with dark green foliage, flowers are chartreuse. Mildew resistant. Requires two years to fruit. Very usefull as an ornamental.

H120-240"
W48-60"

Late Spring
Harvest in Fall
Zone 4(-30°)



KALE Brassica

oleracea 'Kosmic' *New*

•The large upright plants have a unique perennial habit allowing for continuous, cut-and-come-again harvests of gorgeous, slightly curled blue-green leaves that are set off by contrasting creamy white coloration at margins.

H20-24"
W20-24"

Harvest All Season
Zone 5(-20°)



KIWI Actinidia Hardy Kiwi

aruta 'Issai' *New*

•The only self-fertile hardy Kiwi. Not as vigorous as other varieties and can be grown in a small area. Known to fruit the first year. Fruit is bite sized and succulent. Needs no pollinator. A twining climber of glossy foliage and fragrant white blooms.

H48-120"
W36-48"

Harvest Late
Summer
Zone 6(-10°)



PEANUT Arachis

hypogaea 'Valencia'

•Sweetest and earliest variety. Average moisture needs. Branches will send runners into the ground which will produce new peanuts to harvest. Mounding habit with dark green foliage. Perfect for the Rocky Mountain area.

H18-24"
W10-12"

Days to harvest
95-100.
Zone 10(30°)



PEPPER Capsicum

annuum 'Anaheim'

•Long, tapered, very smooth fruits are deep green turning red. Also known as the New Mexican Chile, this medium hot fruit is deep green but turns red at full maturity. Excellent used fresh, dried, or frozen.

H6-10"
W12-18"

Days to harvest
80-90.
SHU 5,000-10,000
Zone 10(30°)



annuum 'Better Belle'

•This popular variety produces 4-lobed, blocky, thick-walled peppers that are excellent for stuffing. Green fruit will mature to red if left on the leafy plants. Produces high yields.

H24-36"
W18-24"

Days to harvest
80-90.
SHU 0
Zone 10(30°)



annuum 'Better Big Jim' *New*

•This giant chili pepper measures 10-12" and matures to red, but are usually harvested and used when green. One of the largest chile peppers ever grown.

H18-24"
W18-24"

Days to Harvest
75-80
SHU 500-2,000
Zone 10(30°)



annuum 'Bhut Jolokia Chocolate' Ghost Pepper

•It is 125 times hotter than a jalapeño. It loves heat and humidity, but with a little extra care, it will grow in a cooler climate. It is a rare, natural variant of the Bhut red variety but is much sweeter and delicious.

H18-24"
W12-24"

Days to harvest
85-100.
SHU 1,000,000
Zone 10(30°)



annuum 'Bhut Jolokia' Ghost Pepper

•Bhut Jolokia is deadly hot, nearly twice as hot as the famous Red Savina. Somewhat of a slow grower. More grown for its novelty than for its culinary uses. Peppers size up to 2-3" long.

H24-36"
W12-24"

Days to harvest
85-100.
SHU 1,000,000
Zone 10(30°)



annuum 'Big Bomb Cherry'

•Early plant produces high yields of 2x2" wide cherry-type hot peppers. Peppers turn from green to brilliant red when mature. Peppers have thick walls that retain their shape when pickled.

H24-30"
W14-18"

Days to harvest
65-75.
SHU 20,000-30,000
Zone 10(30°)



annuum 'Blushing Beauty Bell'

•This all American Winner shows itself well in the garden starting an impressive ivory white that eventually ripens to a reddish blush. Thick, sweet and big (4" X 4"), like a bell pepper ought to be.

H18-24"
W18-24"

Days to harvest
65-75
SHU 0
Zone 10(30°)



annuum 'Cajun Belle'

•Early, vigorous pepper produces high yields of 2-3", bell-shaped fruit that has a mildly spicy flavor. Green peppers mature to red and are delicious eaten fresh or in salsa. 2010 All-American Selections winner.

H12-24"
W18-24"

Days to harvest
60-70.
SHU 100-1,000
Zone 10(30°)





Pepper Capsicum Continued

annuum 'California Wonder' *New* •The standard bell pepper for many decades, this 1928 introduction is still the largest open-pollinated, heirloom bell you can grow. A perfect stuffing pepper-blocky 4" x 3 1/2", thick-walled, tender and flavorful.	H18-24" W10-15"	Days to harvest 70-75 SHU 0	○
annuum 'Carolina Reaper' •Bred for extreme heat but this pepper has excellent flavor as well. Normally, superhots have chemical undertones as if you can actually taste the capsaicin. Has a sweet and fruity flavor, that is right before the heat kicks in. One unique feature shared by a few of the super hot peppers is the "scorpion's tail" that is very well defined in this pepper. It gets its tail from being a cross between a Pakistani Naga and a Red Habañero.	H24-36" W18-24"	Days to harvest 85-90 SHU 2,200,000 Zone 10(30°)	○
annuum 'Chile De Arbol' •A small and potent Mexican chili pepper, also known as Bird's beak Chili and Rat's Tail Chili. The fruit is 2-3" long and bright red when mature. Can be used fresh or dried.	H36-48" W18-24"	Days to harvest 80-90. SHU 15,000-30,000 Zone 10(30°)	○
annuum 'Chocolate Beauty' •A uniquely colored, tasty sweet pepper. Starts green and ripens to a rich chocolate-brown. Adds color to salads and other dishes. Eat fresh or freeze for later use.	H24-36" W12-24"	Days to harvest 65-75. SHU 0 Zone 10(30°)	○
annuum 'Golden Summer' •Plant produces good yields of 4" long by 4" wide sweet bell peppers. Peppers start out lime-green, then mature to a beautiful sunny gold. Can be used when lime-green or gold. Excellent gourmet pepper for salads, stuffing, and cooking.	H24-36" W12-18"	Days to harvest 70-80. SHU 0 Zone 10(30°)	○
annuum 'Habañero' •Blazing hot, wrinkled green fruit ripen to yellowish orange. Ideal for Mexican dishes. Fruit and seeds can be used fresh or dried as seasoning for foods. Wear gloves when handling; oil from seeds and fruit can be irritating to skin and eyes.	H24-30" W24-36"	Days to harvest 95-105. SHU 350,000 Zone 10(30°)	○
annuum 'Habañero Red' •Wrinkled green fruit ripen to red. Ideal for Mexican dishes. Fruit and seeds can be used fresh or dried as seasoning for foods. Wear gloves when handling; oil from seeds and fruit can be irritating to skin and eyes. This is the famous 10-alarm pepper from the Caribbean.	H18-24" W12-24"	Days to harvest 95-105. SHU 350,000 Zone 10(30°)	○
annuum 'Habañero Lemon' *New* •Wrinkled green fruit ripen to yellow. Fruit and seeds can be used fresh or dried as seasoning for foods. This is the famous 10-alarm pepper from the Caribbean.	H18-24" W12-18"	Days to harvest 95-105 SHU 300,000-350,000	○
annuum 'Jalapeño' •Add some spice to your salsa with these tapered chili peppers! Deep green 3" fruit mature to an intense red. Plants have a long harvest period. Also good for pickling, drying, roasting and stuffing.	H18-24" W18-24"	Days to harvest 75-85. SHU 2,500-10,000 Zone 10(30°)	○
annuum 'Jalapeño Orange' •This is just like your traditional Jalapeño with 3" fruit but intense orange in color when ripe. Plants have a long harvest period. Also good for pickling, drying, roasting and stuffing.	H18-24" W18-24"	Days to harvest 75-85. SHU 2,500-10,000 Zone 10(30°)	○
annuum 'Jalapeño Purple' •This is just like your traditional Jalapeño with 3" fruit but deep purple in color when ripe. The peppers emerge a deep green with the purple tone quickly saturating the skin, and eventually ripening to blood red. Plants have a long harvest period. Also good for pickling, drying, roasting and stuffing. Can be frozen for later use.	H18-24" W18-24"	Days to harvest 75-85. SHU 2,500-10,000 Zone 10(30°)	○
annuum 'Mad Hatter' *New* •This exotic pepper wins on uniqueness alone! However, the plant's vigor, earliness, high yields, large size and awesome citrusy taste make it a must have. Flattened-disc shaped fruit has lobes and wings.	H36-48" W18-24"	Days to harvest 75-80 SHU mild Zone 10(30°)	○
annuum 'Mini Bell Mix' •A mix of orange red and chocolate. Each plant produces small but stocky fruits. Well branched plants produce high numbers of deliciously sweet mini peppers.	H10-12" W10-14"	Days to harvest 65-75. SHU 0 Zone 10(30°)	○

LEGEND: 🦋=Pollinator • ✂=Cut Flower • 🌵=Drought Resistant • 🐇=Deer Resistant • Z=USDA Zone

○=Full Sun • ◐=Part Sun • ●=Full Shade • H=Height of foliage/flower • W=Width of foliage



annuum 'Mosquetero' Ancho Poblano •The fruit are long, tapering, high quality, firm and straight that matures from dark green to red. Suited for multiple harvests where it has the ability to maintain fruit size. The plants have good vigor, continuous setting ability and are adapted for long cycle production in a wide range of soils and climates. Heavy, glossy peppers are 6" long by 3" wide at the shoulders and slightly taper to a flat point. Mild to moderate heat.	H24-36" W18-24"	Days to harvest 80-90. SHU 250-1,500 Zone 10(30°)	○
annuum 'Orange Blaze' •Matures to a beautiful orange color earlier than other bell peppers. Expect very sweet flavor with full orange color at harvesting. Orange Blaze produces 3 to 4" long fruit about 2" wide, it also has high resistance to Bacterial Leaf Spot and Tobacco Mosaic Virus.	H24-30" W18-24"	Days to harvest 65-75. SHU 0 Zone 10(30°)	○
annuum 'Pretty and Sweet' *New* •This pepper is mostly grown as an ornamental due to its attractive multicolored fruit but has a sweet delicious taste. Compact 18" plants are very attractive in ornamental gardens and containers. Early harvest, thicker walls and sweeter taste.	H18-20" W12-14"	Days to harvest 90-105 SHU 0	○
annuum 'Purple Beauty' •Beautiful 4" peppers with thick walls have a sweet and delicious flavor and mature from green to deep purple. Slice the fresh, blocky peppers up to add vibrant color to salads or vegetable trays. Also use for stuffing or to season cooked casseroles. Tobacco Mosaic Virus resistant. Very productive.	H18-24" W12-24"	Days to harvest 65-75. SHU 0 Zone 10(30°)	○
annuum 'Red Beauty' •A red bell pepper widely adapted to reliably turn red in almost any area of the country. Very thick-walled, heavy fruits are blocky, and about 4" long. Heavy yields of bright red sweet peppers. Resistant to Tobacco Mosaic Virus. 70 days until mature green fruit can be harvested and will take an additional 2 weeks before the fruit turns red.	H24-36" W18-24"	Days to harvest 70-80. SHU 0 Zone 10(30°)	○
annuum 'Serrano del Sol' •Plant produces good yields of 3" long by ¾" wide hot peppers. Peppers are hot and turn from green, to orange, to red when mature. It also has a unique flavor, a flavor many people prefer over Jalapeños. Plant has green stems, green leaves, and white flowers. Excellent for making pickles, salsa and sauce. Early variety suitable for short season regions.	H24-32" W28-24"	Days to harvest 60-65. SHU 4,500-5,500 Zone 10(30°)	○
annuum 'Scorpion' •Looks like a sweet red pepper spent too much time in the sun. Bhut Jolokia was the previous record holder of "World's Hottest Pepper". This pepper is full of flavor and 2" long. Great addition to BBQ sauce.	H24-30" W16-18"	Days to harvest 85-100. SHU 1,250,000 Zone 10(30°)	○
annuum 'Super Chili' •An early bearing pepper, with a high yield of colorful and fiery hot 2.5" long peppers. Peppers are held upright. Former All-American winner. Great container or border plant and when planted in masses, is very striking with its dozens of colorful peppers.	H24-30" W14-18"	Days to harvest 75-85. SHU 25,000-50,000 Zone 10(30°)	○
annuum 'Sweet Banana' •Heirloom variety. After 70 years this is still extremely popular. Large, pointed fruits measure 6-7" long and 1 1/2" across. The mild yellow peppers ultimately turn a bright red. Great for pickling. All American Selections Bronze Medal Winner 1941.	H18-24" W10-12"	Days to harvest 70-75. SHU 0 Zone 10(30°)	○
annuum 'Thai Super Hot' •Intense heat with intense flavor makes this pepper a favorite in many Asian dishes! Beautiful 2-3" Thai dragon type peppers bear up to 300 fruits per plant. Matures to a vibrant fiery red.	H12-16" W18-24"	Days to harvest 75-80 SHU 100,000 Zone 10(30°)	○



RHUBARB *Rheum*

hybridum 'Canada Red' •Produces large rich red stems on a hardy plant, stems are excellent for cooking and baking pies; harvest throughout summer; only stems are edible, other plant parts are poisonous. DO NOT EAT THE LEAVES.	H24-36" W24-36"	Harvest after the first growing season. Zone 4(-30°)	○ ●
hybridum 'Holstein' •This is a vigorous grower with stems that are juicy and dark blood red. Excellent flavor. Great for cooking and baking pies. The shoots that appear in the spring are edible but the leaves, although not poisonous, will cause nausea, vomiting and abdominal pains. DO NOT EAT THE LEAVES.	H24-36" W18-24"	Harvest after the first growing season. Zone 4(-30°)	○ ●
hybridum 'Valentine' •Beautiful dark red stalks make zesty, satisfying sauces or pies. Less acidic, so it is sweeter to the taste and needs much less sugar than other rhubarbs. Fast grower. Harvest a year sooner than with other varieties. DO NOT EAT THE LEAVES.	H24-30" W24-36"	Harvest after the first growing season. Zone 4(-30°)	○ ●
hybridum 'Victoria' •The best cooking rhubarb, noticeably sweeter and milder than all others. Stalks are slender and very tender, not tough and stringy, so it's quick and easy to cook with. Plants are prolific; stalks green with red blush. DO NOT EAT THE LEAVES.	H36-48" W24-36"	Harvest after second growing season. Zone 4(-30°)	○ ●

TOMATILLO *Physalis*

ixocarpa 'Grande Rio Verde' •Tall, branching habit, bears tasty berries in the form of tomatillos. The fruit is surrounded by a papery husk, which dries and falls off when ripe. Mildly tart, sweet-sour, but overall pleasant flavor. Excellent in authentic Mexican salsa and guacamole, or in stewed, fried or baked dishes. Culture is same as for tomatoes.	H36-48" W24-36"	Days to harvest 55-65. Zone 10(30°)	○
---	--------------------	--	---

TOMATO *Lycopersicon*

esculentum 'All Star' *New* •The ideal pot tomato, 7 oz red beefsteak, super strong stem, protective rugosa leaf, cage it to support the weight of tomatoes.	H36-48" W18-24"	Days to harvest 60-70 Zone 10(30°)	○
esculentum 'Better Boy' •Large, firm red fruit is excellent for eating fresh from the vine. Fruit weighs in at 10 oz. or more. Indeterminate: may require staking. Grow in full sun for sweetest flavor.	H48-60" W24-48"	Days to harvest 65-75. Zone 10(30°)	○
esculentum 'Big Beef' •This disease-resistant variety produces large, uniform red fruit. Tomatoes are big and meaty with a delicious flavor for eating fresh off the vine. Indeterminate: may require staking. Grow in full sun for sweetest flavor. 1994 AAS winner.	H48-60" W24-36"	Days to harvest 70-80. Zone 10(30°)	○
esculentum 'Brandy Man' •Lucious pink color with fantastic flavor. Fruits grow up to 16 oz. Strong disease resistance. Indeterminate. Grow in full sun for sweetest flavor.	H48-60" W24-36"	Days to harvest 70-80. Zone 10(30°)	○
esculentum 'Bush Early Girl' •This compact variety yields large crops of red tomatoes. Fruit is flavorful and sweet. Plants are disease resistant. Good for areas with a short growing season. Determinate: no staking necessary.	H18-36" W24-36"	Days to harvest 50-60. Zone 10(30°)	○
esculentum 'Caro Rich' •Large, beefsteak-type, 10-12 oz. fruits. Their deep golden-orange color comes from their high vitamin content, particularly that of beta-carotene (10 times more than other tomatoes). Very low in acid for nice sweet flavor. Heavy producer of 3-4" smooth fruit. Indeterminate.	H36-48" W24-36"	Days to harvest 75-85. Zone 10(30°)	○
esculentum 'Celebrity' •(AAS) VF1 & 2NT Large, glossy fruit on strong stems. F1 hybrid. Outstanding fresh or cooked. Semi determinate.	H36-48" W24-36"	Days to harvest 65-75. Zone 10(30°)	○
esculentum 'Chef's Choice Pink' •Very large yields of 12-14 ounce pink beefsteak tomatoes. The perfect acid to sugar balance in this tomato make it a must for any home chef. Indeterminate potato leaf plants have good disease resistance.	H20-24" W18-24"	Days to harvest 75-85. Zone 10(30°)	○



esculentum 'Chef's Choice Green' •Tangy sweet flavor and unconventional, attractive bright yellow-green fruits. You'll enjoy this disease free plant throughout the season with its dark green leaves and well-behaved form.	H48-60 20-24"	Days to harvest 85-90 Zone 10(30°)	○
esculentum 'Early Doll (4th of July)' •A very early maturing bright red globe tomato with excellent flavor that keeps on producing over a long season. High yield of 4-5 ounce almost round fruit on plants that show good disease resistance and heat tolerance. Indeterminate.	H24-36" W18-24"	Days to harvest 60-70. Zone 10(30°)	○
esculentum 'Early Girl' •Vines bear clusters of large tomatoes that have excellent flavor. This is a great, all-round, great choice for your tomato needs. Resistant to disease. The large, meaty fruit with exceptional flavor are on dependable, strong vines that benefit from the support of a cage or stake, especially when loaded with fruit. Considered a semi-determinate plant.	H48-60" W18-24"	Days to harvest 55-65. Zone 10(30°)	○
esculentum 'Hamson (DX-52-12)' •Bushy, compact growth produces firm red fruit with great flavor; excellent for canning and eating fresh. Developed at Utah State University to set fruit under adverse conditions. Determinate: no staking necessary.	H24-36" W18-24"	Days to harvest 60-70. Zone 10(30°)	○
esculentum 'Heatwave II' •These are great tasting tomatoes that perform exceptionally well in the most intense summer heat. The round, 6-7 oz. fruits on compact plants are extremely disease resistant.	H36-40" W18-24"	Days to harvest 60-70. Zone 10(30°)	○
esculentum 'Jet Star' •Large, 9 oz. globe-shaped red tomato. Low acid fruit has a pleasant flavor. Tends to have fewer scars and cracks than other varieties. Great for fresh eating, cooking or canning.	H48-60" W30-36"	Days to harvest 65-70 Zone 11(40°)	○
esculentum 'La Roma III' •Bright red pear-shaped fruit are thick and meaty with few seeds. Great tomato for cooking and canning. Disease tolerant. Determinate.	H34-48" W24-36"	Days to harvest 65-75. Zone 10(30°)	○
esculentum 'Lemon Boy' •Beautiful globed lemon-yellow fruit with mild flavor. Plants adapt well to variable conditions. Wonderful in fresh salads or vegetable trays. Indeterminate: may require staking. Grow in full sun for sweetest flavor.	H36-48" W24-36"	Days to harvest 70-80. Zone 10(30°)	○
esculentum 'Lemon Cherry' •Pale yellow fruits have a sweet, juicy flavor. Harvest for eating fresh, add whole or sliced to fresh salads, or add some to vegetable trays for colorful garnish. Ideal for container gardening.	H36-48" W24-36"	Days to harvest 55-65. Zone 10(30°)	○
esculentum 'Lunch Box' •When you don't need whoppers to satisfy your cravings, choose Lunchbox tomatoes. These bright pink fruits fit perfectly in the palm of your hand and your salad! Beautifully sweet. Indeterminate.	H60-48" W36-48"	Days to harvest 70-80. Zone 10(30°)	○
esculentum 'Marriage Big Brandy' •The result of crossing 2 classic heirloom tomatoes, Brandywine and Big Dwarf, for a 12-15 ounce, husky tomato with distinctive, deeply pleated fruit that's juicy, sweet, and balanced with a touch of acid. This beautiful, blushing beefsteak has all its parents' cherished qualities along with earlier production, higher yields, fewer blemishes on the fruit and better all around garden performance. Semi-determinate plants.	H60-48" W36-48"	Days to harvest 70-80. Zone 10(30°)	○
esculentum 'Marriage Genuwine' •A cross of Costoluto Genovese x Brandywine. Genuwine produces fruit 1-3 weeks faster than the most common heirloom tomato in the country with yields up to 3 times as many fruit. It's a unique heirloom hybrid that maintains that distinctive sweet, luscious heirloom flavor that we all love, but it's even prettier than its heirloom parents, exhibiting significantly fewer blemishes and keeping after picked significantly longer.	H60-48" W36-48"	Days to harvest 55-65. Zone 10(30°)	○
esculentum 'Mega Bite' •With fruit that are 3-4" in diameter, these beefsteaks weigh between 4-6 oz. Expect up to 60 tomatoes from every plant. Compact enough to grow in a container yet strong enough to grow big fruit. The fruit is bright red, round, beautiful and resistant to cracks. Determinate.	H12-24" W18-24"	Days to harvest 55-65. Zone 10(30°)	○



TOMATO *Lycopersicon* Continued

Edibles	esculentum 'Mountain Fresh Plus' •This is one of most sought after Mountain tomatoes, as it features better flavor and larger fruits that are firm, smooth and have a sweet, mild taste. Dark red 10 oz fruits are very uniform in size, crack and nematode resistant. Determinate.	H36-48" W24-36"	Days to harvest 60-70. Zone 10(30°)	○
	esculentum 'Parks Whopper' *New* •Earlier and tastier than the original Whopper, with big red, 4" fruit that features improved disease and crack resistance, as well as a more uniform fruit size. Pick right until frost.	H36-48" W24-36"	Days to harvest 60-65 Zone 11(40°)	○
	esculentum 'Sub Arctic Plenty' •Produces good yields of 4 oz. red tomatoes. One of the world's earliest tomatoes to produce fruit, sets fruit under 50 degrees. Disease resistant. Allegedly developed by the US Military in the 1940's to provide fresh tomatoes to the troops in Greenland. Determinate.	H48-60" W24-36"	Days to harvest 45-55. Zone 10(30°)	○
	esculentum 'Sun Sugar' •Plant produces heavy yields of very flavorful and juicy orange cherry tomatoes. Tomatoes grow in clusters and turn orange when mature. This variety has thin skin and is crack resistant. Very sweet and very flavorful. Excellent in salads or eaten alone. Disease resistant.	H48-60" W24-36"	Days to harvest 65-75. Zone 10(30°)	○
	esculentum 'Super Fantastic' •Plant produces heavy yields of large round red tomatoes all season long. Tomatoes are juicy, meaty, and very flavorful. Tall plant, does well in most regions.	H48-60" W24-36"	Days to harvest 65-75. Zone 10(30°)	○
	esculentum 'Supersweet 100' •Super-sweet, mouth-watering cherry tomatoes are extra high in vitamin C. High yields are produced throughout the season. A delectable addition to salads and vegetable trays, and for eating fresh. Indeterminate: may require staking. Grow in full sun for sweetest flavor.	H48-60" W18-24"	Days to harvest 60-70. Zone 10(30°)	○

Heirloom Tomatoes

esculentum 'Amish Paste' •Acquired from the Amish near Lancaster, PA; the fruit is bright red, 8-12 oz. and vary in size from ox-heart to rounded plum. The delicious flesh is juicy and meaty. Excellent paste tomato for sauces or eating fresh. Indeterminate, will need staking.	H24-36" W24-36"	Days to harvest 80-90. Zone 10(30°)	○ 🦋
esculentum 'Big Rainbow' •Plant produces good yields of 1 to 2 lb. bi-colored beefsteak tomatoes. Tomatoes have a fruity sweet flavor and turn to gold and red when mature. A family heirloom variety from Germany.	H48-60" W24-36"	Days to harvest 85-95. Zone 10(30°)	○ 🦋
esculentum 'Big Zac' •This prize-winning variety has been known to produce fruits weighing up to 6 lbs. Huge, glossy-red beefsteaks are ideal for slicing and sandwiches.	H36-48" W24-36"	Days to harvest 75-85. Zone 10(30°)	○ 🦋
esculentum 'Black Cherry' •The only true black cherry tomato. This variety is a vigorous grower that yields an abundant crop in huge clusters of 1" round, juicy, mahogany-brown cherry tomatoes. Delicious sweet taste. Indeterminate, may need staking.	H48-60" W24-36"	Days to harvest 60-70. Zone 10(30°)	○ 🦋
esculentum 'Black Krim' •This unique heirloom variety is considered one of the best 'black' tomatoes around. Indeterminate plants produce large 6" fruit that weight 10-16 oz. each. Heat tolerant. Rich, slightly salty flavor makes them an ideal addition to salads.	H48-60" W24-36"	Days to harvest 75-85. Zone 10(30°)	○ 🦋
esculentum 'Black Prince' •Plant produces good yields of medium size reddish-black tomatoes. Tomatoes have a rich tomato flavor after they turn reddish-black. A heirloom variety from Russia, true Siberian tomato that can handle higher elevations. Fruit sets at much cooler temperatures in comparison of other tomatoes.	H48-60" W24-36"	Days to harvest 60-70. Zone 10(30°)	○ 🦋
esculentum 'Bloody Butcher' •Early all purpose tomato high in acid and great tasting. Due to its early fruit the plant tends to stay smaller and more compact than traditional tomatoes while forming clusters of 5-9, 2" round deep red fruits. Indeterminate.	H24-48" W12-18"	Days to harvest 55-65. Zone 10(30°)	○ 🦋



esculentum 'Brandywine' •The exquisite flavor of these very large fruits will delight and are meaty and rich. Excellent fresh from the vine or cooked for sauces, pasta dishes or casseroles. Indeterminate: may require staking. Grow in full sun for sweetest flavor.	H48-60" W24-36"	Days to harvest 75-85. Zone 10(30°)	○ 🦋
esculentum 'Cherokee Purple' •Abundant, medium-sized fruits are very sweet and juicy with a smoky flavor. Thick, rosy brown skin resists cracking. Good foliage cover prevents sunburn. Indeterminate.	H48-60" W24-36"	Days to harvest 80-90. Zone 10(30°)	○ 🦋
esculentum 'Delicious' •Huge solid scarlet fruits average 1 lb. or more. Smooth, crack-free, excellent slicer with delicious flavor. This tomato still holds the world record and is in Guinness Record of weighing in at 7 lbs. Plant produces good yields of gigantic, meaty fruit with very few seeds. Indeterminate.	H48-60" W24-36"	Days to harvest 75-85. Zone 10(30°)	○ 🦋
esculentum 'Elberta Peach' •Peachlike in appearance complete with fuzzy leaves. Plant produces heavy yields of 1-2", 3 oz. flavorful fruit. With bright red and regal gold stripes this tomato will definitely get some attention. An excellent gourmet tomato. Determinate.	H36-48" W18-24"	Days to harvest 60-70. Zone 10(30°)	○ 🦋
esculentum 'Glacier' •A very early tomato variety that is hardy and cold tolerant in comparison to other tomato types. Produces 2" size fruit that weigh about 2-3 oz. Fruit will set under 55 degrees. This plant is one of the first to have fruit while still maintaining a great flavor. Determinate.	H48-60" W24-36"	Days to harvest 50-60. Zone 10(30°)	○ 🦋
esculentum 'Great White' •Plant produces good yields of large 10-16 oz. white tomatoes. Tomatoes are very sweet and turn to a creamy white color when mature. Great in salads and for making sauces. Also known as Great White Beefsteak. Crack resistant. An American heirloom tomato variety with a history that traces back to the era of the American Civil War.	H48-60" W36-48"	Days to harvest 80-90. Zone 10(30°)	○ 🦋
esculentum 'Green Zebra' •Relatively small 2-3" fruit with a good old fashioned tomato flavor. The vines are vigorous but not that tall. At maturity, the fruit will turn a golden green with forest green stripes. Great for brightening up salads, sandwiches, sauces or for pickling. Indeterminate, may need staking.	H24-48" W18-30"	Days to harvest 65-70. Zone 10(30°)	○ 🦋
esculentum 'Hillbilly' •Undeniably delicious. With lovely yellow-orange skin and flesh mottled and streaked with red, this West Virginia heirloom beefsteak weighs in at 1-2 lb. Heavily ribbed fruits bring superb, sweet, low-acid flavor to salads and sandwiches.	H48-72" W24-36"	Days to harvest 85-95. Zone 10(30°)	○ 🦋
esculentum 'Indigo Rose' •Stunning clusters of 2-3" purple-black fruits that turn a rosy-red when ripe. Deep red flesh with strong acidic flavor. High levels of anthocyanin. Breeder's rule of thumb: If you think it's ripe, wait three more days before you pick it.	H24-36" W24-36"	Days to harvest 65-75. Zone 10(30°)	○
esculentum 'Mortgage Lifter' •Exceptionally large, meaty, deliciously sweet tomatoes. They are borne on indeterminate vines producing heavy yields of 1-2 pound fruits. Very flavorful.	H48-60" W24-36"	Days to harvest 70-80. Zone 10(30°)	○ 🦋
esculentum 'Moskovich' •Fruits are early, deep red, and will set under 55 degrees. Rich flavor and a smooth-globe shaped fruit that weigh 4-6 oz. They have a small stem scar and are great eaten fresh or processed. Highly resistant to cracking. Indeterminate.	H48-60" W24-36"	Days to harvest 55-65. Zone 10(30°)	○ 🦋
esculentum 'Oregon Spring' *New* •Early, medium-sized fruits grow to 4-5 oz. on compact plants. Yields good quantities of deep red fruit. Flavorful flesh and few seeds make this a good choice for sauces. Will set fruit even in cool temperatures, very early producing. Determinate.	H24-36" W18-24"	Days to harvest 50-60 days Zone 11(40°)	○ 🦋
esculentum 'Skyreacher' *New* •A garden standout! Very pretty, good flavor, strong plant. Small, round slicer has a beautiful striped red-purple exterior. Upright habit.	H36-40" W24-36"	Days to harvest 70-75 Zone 11(40°)	○ 🦋
esculentum 'Tye Dye' •Certainly one flavorful, colorful tomato. This breakthrough bicolor gold and red hybrid delivers all the taste of popular heirloom tomatoes, with bigger yields, consistent form and better disease resistance. Indeterminate.	H24-36" W24-36"	Days to harvest 65-75. Zone 10(30°)	○ 🦋



Trailing Tomatoes

esculentum 'Tumbling Tiger' •This fun and exciting variety defies the boundaries of tomato standards. Perfect for a basket. Despite its diminutive stature, it produces an uncanny amount of fruit. The 1" wide and 2" long plum shaped fruit have a fascinating coloration of green striping overlaying deep red. Determinate, weeping habit.	H12-18" W18-24"	Days to harvest 65-75. Zone 10(30°)	○
esculentum 'Tumbling Tom' •Luscious red cherries right at eye level. Perfect for hanging baskets, window-boxes, and tall containers. It will dangle about 2' over the sides. Determinate, weeping habit.	H18-24" W18-24"	Days to harvest 65-75. Zone 10(30°)	○
esculentum 'Tumbling Tom Yellow' •Perfect for hanging baskets and containers, this plant cascades 18" over the container's edge, bearing lots of yellow 1-2" cherry tomatoes that are deliciously sweet. Plants grow about 6" wide, so you can place several in a 10 or 12" pot for a very attractive display. This is a great variety for gardeners with limited space. Determinate, weeping habit.	H18-24" W18-24"	Days to harvest 65-75. Zone 10(30°)	○

SMALL FRUITS

STRAWBERRY *Fragaria*

ananassa 'Fort Laramie' •Sweet, juicy berries are delicious in pies, jellies and for eating fresh. This everbearing variety is among the hardiest and has a tidy growth habit that spreads by runners to form a handsome groundcover. Attracts birds and butterflies. Prefers well-drained soil. Medium to large sized fruit.	H8-12" W18-24"	Harvest May-October Zone 4(-30°)	○ ● ● ✈ 🌵
ananassa 'Frisan' •This plant produces hot pink flowers and has a vigorous trailing habit that is ideal for hanging baskets. Flowering is abundant with high fruit yields throughout the summer. Juicy sweet flavored, small to medium sized fruit.	H6-8" W24-36"	Harvest June-September Zone 5(-20°)	○ ● ● ✈
ananassa 'Gasana' •Early bloomer of large pink flowers that continues to bloom after fruit is set. The fruit is juicy and sweet. This is a strong vigorous plant that produces several runners and is ideal for a basket or pot. Small to medium sized fruit.	H8-12" W24-36"	Harvest May-October Zone 4(-30°)	○ ● ● ✈
ananassa 'Merlan' •Compact and early flowering plants. Blooms pink and has an abundant number of fruit throughout the whole summer. Produces few to no runners. Delicious fruit that is large, conical and mid-sized.	H6-12" W14-18"	Harvest June-September Zone 5(-20°)	○ ● ● ✈
ananassa 'Ruby Ann' *New* •Compact plant produces very few runners. Sensational deep red flowers appear early in the season. Medium sized very sweet everbearing fruit. Perfect for hanging baskets.	H8-12" W24-36"	Harvest June-September Zone 4(-30°)	○ ● ● ✈
ananassa 'Tarpan' •This vigorous plant produces large semi-double, deep rose flowers during early spring and summer. It also produces many runners making this habit perfect for hanging baskets. Bright red tasty, medium to large fruit.	H8-10" W12-16"	Harvest June-September Zone 5(-20°)	○ ● ● ✈
ananassa 'Toscana' •This plant has decorative large rose blossoms and striking cone-shaped fruit. The fruit is juicy and sweet. A strong plant producing several runners. Blooms late spring. Medium sized fruit. Winner of FleuroStar Award 2011-2012.	H8-12" W14-18"	Harvest June-July Zone 5(-20°)	○ ● ● ✈
ananassa 'Tristan' •This compact, early flowering plant produces an abundant of large, deep rose flowers and sweet tasting fruit during the whole summer. Few to no runners. Bi-conical, mid-sized fruit.	H8-12" W14-18"	Harvest July-September Zone 5(-20°)	○ ● ● ✈



Annual Grasses

Cordyline New Zealand native, this palm-like tree can grow as tall as 10-15 feet in height if allowed to grow multiple years. The flowers are white and are sweetly fragrant, followed by small green berries that turn cream to purple. Blooming will only appear after multiple growing seasons. Used mainly for its foliage as an accent plant.

australis 'Can Can' •This spiky-leaved evergreen has beautiful variegated leaves starting off an eye-catching red and pink then aging to green and yellow	H36-48" W36-48"	Late Spring-Frost Zone 9(20°)	○ ● ☼
australis 'Pink Passion' *New* •Incredible bold neon pink leaf margins and gray-purple centers	H36-48" W24-36"	Late Spring-Frost Zone 9(20°)	○ ● ☼
australis 'Red Sensation' •Crimson red	H36-72" W18-24"	Late Spring-Frost Zone 9(20°)	○ ● ☼
australis 'Red Star' •Dark red	H24-36" W18-24"	Late Spring-Frost Zone 9(20°)	○ ● ☼
australis 'Salsa' •This spiky-leaved evergreen has beautiful variegated leaves starting off an eye-catching red and pink then aging to green and yellow	H36-72" W18-24"	Late Spring-Frost Zone 9(20°)	○ ● ☼
indivisia 'Dracaena Palm' •Green	H24-36" W12-18"	Late Spring-Frost Zone 9(20°)	○ ● ☼

Cyperus Papyrus

involucratus 'Baby Moses' *New* •Green foliage with mounding habit has heads of pendulous blades that bear greenish flower spikelets. Can be placed in water but avoid covering the crown.	H27-36" W18-24"	Late Spring-Frost Zone 9(20°)	○ ● ☼
involucratus 'Baby Tut' •Green foliage with mounding habit has heads of pendulous blades that bear greenish flower spikelets. Makes an exotic, tropical centerpiece that is shorter than its big brother 'King Tut'. Can be placed in water but avoid covering the crown.	H18-24" W12-24"	Late Spring-Frost Zone 9(20°)	○ ● ☼
involucratus 'Crown of Pharaoh' *New* •Green foliage with mounding habit has heads of pendulous blades that bear greenish flower spikelets. Can be placed in water but avoid covering the crown.	H18-36" W16-18"	Summer-Frost Zone 9(20°)	○ ● ☼
involucratus 'King Tut' •A vigorous grower with umbrella shaped leaf bracts. Makes an exotic, tropical centerpiece. 'King Tut' is a water garden friendly grass-like annual that can be planted in pots or the landscape as well. The large heads of pendulous blades bear greenish flower spikelets. Can be placed in water but avoid covering the crown.	H32-54" W36-60"	Late Spring-Frost Zone 9(20°)	○ ● ☼
involucratus 'Prince Tut' •A nicely compact form about half the height of 'King Tut' but with same large poms on the end of the stems. It is quite sturdy and less likely to have stems flop.	H30-48" W24-36"	Late summer-frost Zone 9(20°)	○ ●

Isolepsis Fiber Optic Grass

cernua 'Live Wire' •Likes consistently moist soil but can handle dry conditons. Will grow in bogs or water gardens. Blooms late spring to early fall with a white to near white flower. Unique dark green grasslike plant is ideal for adding texture to mixed containers.	H10-12" W10-12"	Late summer-frost Zone 9(20°)	○ ●
--	--------------------	----------------------------------	-----

Lagurus Bunny Tails Grass

ovatus spp *New* •Neat and compact, topped by creamy puffballs that really do resemble little rabbit tails. As summer turns to fall, it turns to rich tan and dry out beautifully on the plant.	H12-24" W10-12"	Summer Zone 8(10°)	○
---	--------------------	-----------------------	---

Melinus Ruby Grass

neriglume 'Pink Crystals' •This grass is small but showy. It has lush blue-green foliage that turns purple-red in fall. The plants form dense, mounded clumps. The wiry, rolled leaves grow in tufts within the clumps. In the summer, soft fuzzy pink panicles are produced on stems.	H12-24" W12-24"	Summer-Frost Zone 9(20°)	○ ●
--	--------------------	-----------------------------	-----



Milium *Golden Millet*

effusium 'Flashlights' •Chartreuse-green, slightly weeping foliage with a mounding habit. Plant in moist, well-draining soil. Delicate, white pinnacles appear in spring. Great accent plant in containers or landscape.	H18-24" W18-24"	Late Spring-Frost Zone 9(20°)	○ ● ☼
--	--------------------	----------------------------------	-------

Pennisetum *Fountain Grass*

'First Kight' *New* •A royal flush of deep, dark, black purple foliage. It has center leaves that thrust skyward like broadsword blades, outer leaves arch gracefully.	H48-54" W24-36"	Late Summer-Frost Zone 8(10°)	○ ●
purpureum 'Prince' •Unlike other grasses that fade in the summer heat, the purple foliage of Prince grows brighter as the temperatures climb. Upright habit.	H60-72" W24-36"	Late Summer-Frost Zone 7(0°)	○ ☼
purpureum 'Princess Caroline' •Has brilliant purple foliage with a high disease resistance and a sturdy growth habit.	H30-36" W36-38"	Late Summer-Frost Zone 8(10°)	○ ☼
purpureum 'Princess Molly' •Provides deep burgundy foliage. An ideal plant for smaller landscapes where color is desired and has high disease resistance.	H14-20" W24-36"	Late Summer-Frost Zone 8(10°)	○ ☼
purpureum 'Regal Princess' *New* •Similar to 'Princess', with improved purple color and enhanced disease resistance. Blades grow ever-deeper purple, unlike many that fade in summer heat.	H36-48" W24-36"	Late Summer-Frost Zone 8(10°)	○ ●
purpureum 'Vertigo' •With saber-shaped leaves that first appear as narrow and dappled green makes for an exotic look. As it matures, the green blades gradually turn purple and get wider. It develops into a spectacular deep burgundy-purple ornamental grass.	H36-48" W24-36"	Late Summer-Frost Zone 8(10°)	○ ☼
setaceum 'Cherry Sparkler' Variegated Fountain Grass •Foliage is green and cream variegated, and is overlaid with a soft pink blush. In cool temperatures the blush is highly expressed and plants are pink overall in appearance. Burgundy plumes stand above the foliage.	H24-36" W18-24"	Late Summer-Frost Zone 9(20°)	○ ☼
setaceum 'Fireworks' Variegated Fountain Grass •Similar to Rubrum with green, white, and pink variegation.	H24-30" W12-36"	Late Summer-Frost Zone 9(20°)	○ ☼
setaceum 'Red Riding Hood' Dwarf Purple Fountain Grass •A dwarf form of 'Rubrum', it sports bottlebrush-like pink blooms.	H12-18" W12-20"	Late Spring-Frost Zone 9(20°)	○ ☼
setaceum 'Rubrum' Purple Fountain Grass •Long red-purple plumes on cascading purple foliage. A quick bloomer. Used as a bedding plant or in containers.	H36-48" W24-48"	Late Spring-Frost Zone 9(20°)	○ ☼
setaceum 'Sky Rocket' •Mounding with cascading clumps of fine textured bright variegated green and white foliage with pink plumes.	H24-36" W16-24"	Late Spring-Frost Zone 9(20°)	○ ☼

Uncinia *Red Hook Sedge*

rubra 'Firedance' *New* •Compact tussocks of shiny maroon foliage. The strap-shaped leaves are borne on slowly expanding clumps of short red-brown stems that are triangular in cross section. In summer, clusters of brown flowers appear, followed by attractive black seedheads.	H8-15" W8-15"	Summer Zone 7(10-0°)	○ ●
---	------------------	-------------------------	-----



Perennial Grasses

Achnatherum

hymenoides 'Rimrock'

•North American native bunch grass. Prefers sandy, coarse textured soils. Can be used in rock gardens. **Native and Waterwise**

H18-24"
W12-18"

Early Spring-Summer
Zone 5(-20°)



Andropogon *Big Blue Stem*

gerardii 'Big Bluestem'

•The distinctive three-parted seed heads resemble a turkey foot. Lush green leaves and stems change with the first frost to an attractive red-bronze color. Grows in practically any soil.

H60-96"
W18-24"

Summer
Zone 3(-40°)



gerardii 'Cousin Karl' *New*

•Tight, upright, architectural habit. It starts green-blue and its leaves, stems and flowers turn rich shades of purple-blue as the season progresses.

H30-36"
W20-24"

Summer
Zone 4(-30°)



gerardii 'Rain Dance'

•Red-tipped foliage, deeper green than the species, turns completely maroon in fall. Cold temperatures turn this into a stunning grass with all of the varying reds, maroons, and greens. Up to 4" red flowers on red stems in varying tones. Seed heads branch into three parts making it look like a turkey's foot. **Native and Waterwise**

H60-72"
W38-48"

Late Summer-Fall
Zone 3(-40°)



gerardii 'Red October'

•Burgundy red tips from spring to fall on deep green foliage. Small burgundy red flowers bloom in August on 5-6' red stems. Foliage color deepens to purple-red as the nights cool. When October frosts arrive, the entire plant turns a vivid scarlet providing fabulous late season color. **Native and Waterwise**

H60-72"
W18-24"

Late Summer-Fall
Zone 3(-40°)



Bouteloua *Blue Grama*

gracilis 'Blonde Ambition'

•Native grass that grows in a wide range of soil types. Flag-like, beige flowers are held horizontally above blue-green foliage. Long lasting blonde seed heads provide exceptional winter interest. **Native and Waterwise**

H8-30"
W10-18"

Summer-Fall
Zone 3(-40°)



gracilis *Blue Grama Grass*

•This grass is a tufted, warm season, Missouri native grass. Narrow, bluish-grey leaf blades 1/4" wide typically form a dense clump. Foliage turns golden brown in autumn. Purplish-tinged flowers appear on arching stems. **Native and Waterwise**

H12-24"
W18-24"

Summer-Fall
Zone 3(-40°)



Buchloe *Buffalograss*

dactyloides spp *New*

•Soft gray-green or blue-green, perennial turf grass. This long-lived warm-season, sod forming grass has curly leaf blades, slender stems, and compact yellow seed heads.

H4-12"
W6-12"

Summer
Zone 4(-30°)



Calamagrostis *Feather Reed Grass*

acutiflora 'Avalanche'

•Green with a white stripe in the center. A variegated foliage that will still plume like a Karl Foerster although they're not as showy.

H48-60"
W24-30"

Summer-Fall
Zone 4(-30°)



acutiflora 'Eldorado'

•Gold variegated form of Karl Foerster. Green leaves with bright gold center. Needs moisture in hot weather.

H48-60"
W18-24"

Summer-Fall
Zone 5(-20°)



acutiflora 'Karl Foerster'

•Vertical habit, green leaves, golden flower plumes. Likes moist, well-drained soil. A favorite among landscapes.

H48-60"
W24-30"

Summer-Fall
Zone 4(-30°)



acutiflora 'Overdam'

•White edge with a green-striped center. A variegated foliage that will still plume like a Karl Foerster although they're not as showy. Likes moist, well-drained soil.

H48-60"
W24-30"

Summer-Fall
Zone 4(-30°)



brachytricha *Diamond*

•A clump-forming, warm season grass with bright green leaves. The feathery pink flowers fade to cream in fall and turn to gold in winter. A great addition to the sun or part shade garden! Wonderful for cut flowers. Does well in wet and clay soils.

H36-48"
W24-36"

Summer-Fall
Zone 5(-20°)





Carex Sedge

buchananii 'Firefox' •Plants form upright clumps of very fine, hair-like leaves in a most unusual bronzy-cinnamon color. Outstanding as a color contrast in the border. Also nice in a rock garden or containers. Plants are inclined to self seed.	H12-24" W12-18"	Spring-Fall Zone 6(-10°)	○ ● ☼
buchananii 'Red Rooster' •Upright, finely-textured, bronze foliage. This one holds the color well. Plumes in late spring. Doesn't mind drier soils.	H16-20" W24-36"	Spring-Fall Zone 6(-10°)	○ ● ☼
comans 'Amazon Mist' •Milky green-on-green reverse Carex. Upright form has twisting tips, suited for small containers and mixed planters.	H10-12" W12-16"	Spring-Fall Zone 6(-10°)	○ ● ☼
comans 'Bronco' •This deep bronze-brown colored sedge makes a unique addition to the garden. Thin foliage is gracefully arching, forming an attractive mound. Winter and early season growth is tinged a beautiful coppery-pink, tipped with silver. Great for containers or rock gardens.	H10-18" W18-24"	Spring-Fall Zone 6(-10°)	○ ● ☼
dipsacea "Autumn Sedge" *New* •Narrow grass-like leaves have an attractive olive-green shade, developing yellow to orange highlights during the winter. Dark brown to black bristly seed heads are showy in the autumn. Likes a moist to wet sunny location.	H18-27" W18-23"	Spring-Fall Zone 5(-20°)	○ ● ☼
'Feather Falls' *New* •Variegated cream and dark green foliage. Thick bladed leaves form a nice mound of attractive color. Prefers moist growing conditions.	H12-18" W18-24"	Spring Zone 5(-20°)	○ ● ☼
oshimensis 'Ice Cream' *New* •Stark contrast of rich green and creamy-white margins on arching, spherical low mounds. Prefers moist growing conditions.	H8-12" W8-12"	Spring-Fall Zone 6(-10°)	○ ● ☼
testacea 'Orange Sedge' •Mounding form, fine-textured glossy foliage. Turns russet-orange in the fall. Great for autumn containers or as a mass planting along borders. Likes moist, well-drained soil. Self sows but is not aggressive.	H12-16" W12-16"	Spring-Fall	○ ● ☼

Chasmanthium Northern Sea Oats

latifolium 'Little Tickler' •A truly unique variety of Northern Sea Oats differing from the species having a more dwarf habit. It has interesting rolled dark green bamboo like foliage. Large oat like seed heads are a golden green.	H18-24" W12-18"	Late Summer-Fall Zone 5(-20°)	○ ● ☼
latifolium 'Northern Sea Oats' •Drooping seed heads hang in clusters. Green foliage turns bronze in fall and green seed heads turn purplish bronze by end of summer. Likes well drained soil and tolerates poor soils. Cut back to the ground in early spring before new growth begins.	H30-36" W12-18"	Late Summer-Fall Zone 5(-20°)	○ ● ☼

Cortaderia Dwarf Pampas Grass

selloana 'Pumila' •This dwarf cultivar has mid-green leaves and densely tufted silvery yellow plumes atop tall, upright stalks.	H36-72" W36-48"	Late Summer-Fall Zone 6(-10°)	○ ● ☼
---	--------------------	----------------------------------	-------

Deschampsia Tufted Hair Grass

cespitosa •An ornamental grass that does well in moderately shady locations. Airy masses of finely branched, light green inflorescences rise above the neatly rounded tufts of narrow, dark green foliage.	H24-48" W12-24"	Early Summer-Fall Zone 4(-30°)	○ ● ☼
cespitosa 'Goldtau' *New* •Golden yellow foliage produces attractive seed heads in June which persist through winter. An eye-catching cool season, semi-evergreen ornamental grass.	H12-24" W24-30"	Summer-Fall Zone 4(-30°)	○ ● ☼

LEGEND: ☼=Pollinator • ✂=Cut Flower • ☼=Drought Resistant • 🦌=Deer Resistant • Z=USDA Zone

○=Full Sun • ●=Part Sun • ●=Full Shade • H=Height of foliage/flower • W=Width of foliage



cespitosa 'Northern Lights' •Creamy white variegated leaves that turn pink in cold weather. Requires weekly watering and more often in hot summers.	H12-18" W12-36"	Early Summer-Fall Zone 5(-20°)	○ ● ☼
cespitosa 'Pixie Fountain' •A miniature grass, which is just as pretty as its larger cousins. With dark green foliage and yellow-gold plumes makes a great addition to any garden.	H16-24" W18-24"	Summer-Fall Zone 2(-50°)	○ ● ☼
Eragrostis			
spectabilis Purple Love Grass •Fluffy clouds of bronze-red blooms are soft and subtle in the sunlight. Light green foliage in summer turning to a bronzy-red in fall. Tolerates infertile, sandy, and poor soils.	H18-24" W24-36"	Summer-Fall Zone 2(-50°)	○ ☼ ☼
Erianthus Pampas Grass			
ravennae Northern Pampas Grass •Truly one of the giants of the grass world. The tall white flower stalks extend high above the foliage. The foliage is a grey-green mound. Prefers well-drained soil.	H144-160" W72-96"	Late Summer-Fall Zone 5(-20°)	○ ☼ ☼
Festuca Fescue			
glaucia 'Beyond Blue' •Long, exaggerated, fine-textured foliage is a rich powder blue that stays bright all season. It is known for its tidiness and low maintenance habit.	H12-18" W16-18"	Summer-Fall Zone 4(-30°)	○ ☼
glaucia 'Boulder Blue' •This plant forms compact, cascading mounds of intensely blue, narrow leaves. Blooms are generally secondary, but this cultivar blooms more heavily than most.	H6-12" W6-12"	Summer-Fall Zone 4(-30°)	○ ☼ ☼
glaucia 'Elijah's Blue' •May be the best blue! Evenly rounded tufts of thin blue grass. Prefers loose, well-drained soil.	H8-18" W8-10"	Summer-Fall Zone 4(-30°)	○ ☼ ☼
idahoensis Idaho Fescue •A modest sized native bunchgrass with beautiful blue-green fine textured foliage. Known for its hardiness and very low maintenance. Native and Waterwise	H18-24" W10-16"	Late Spring-Fall Zone 3(-40°)	○ ● ☼ ☼ ☼
idahoensis Siskiyou Blue Idaho Fescue •Clumping, graceful, upright habit. Native Idaho blue fescue. Native and Waterwise	H14-18" W8-16"	Summer-Fall Zone 5(-20°)	○ ☼ ☼
mairei 'Atlas Fescue' •A large growing bunch grass that flowers with slender spikes of tawny brown flowers. Durable and long lived.	H24-36" W24-36"	Late Spring-Fall Zone 4(-30°)	○ ☼ ☼
Helictotrichon Blue Oat Grass			
sempervirens Blue Oat Grass •A beautiful silver-blue foliage, evergreen. A favorite in the landscapes.	H12-36" W18-36"	Spring-Fall Zone 4(-30°)	○ ☼ ☼
sempervirens 'Sapphire' •Bright blue leaves that widen as they mature. Densely packed sprays gently arch upward and fall casually back to the ground at the tips. Likes a well drained soil.	H18-20" W18-24"	Spring-Fall Zone 5(-20°)	✂ ☼ ☼
Hierochloe			
odorata Vanilla Grass •Native throughout North America. Glossy green leaves have a pleasant, vanilla fragrance. Used in herbal medicines and alcoholic beverages. Spreads by underground rhizomes. Will grow in different soil types but prefers rich, moist soils. Native and Waterwise	H12-24" W18-30"	Early Summer-Fall Zone 3(-40°)	○ ☼ ☼

Grasses



PERENNIAL
FAVORITES

Juncus Soft Rush Warm-season grass. Warm-season grasses won't start growing until mid to late spring or even early summer. Their major growth and flowering happens when the weather is hot. They will usually turn shades of brown for the winter and is an elegant plant, yet it requires very little attention once it is well-established.

effusus 'Twisted Dart' •Stays more compact and can be used in hanging baskets. Offers the contrast of blue and green along with straight and twisted.	H8-12" W8-12"	Spring-Fall Zone 5(-20°)	○ ● ☞ ☹
effusus 'Twister' •Small, curly green leaves offer interesting and fun foliage. Upright habit. Thrives in wet conditions.	H12-18" W12-14"	Spring-Fall Zone 5(-20°)	○ ● ☞ ☹
inflexus 'Blue Arrows' •Strong, straight, upright habit with blue green foliage works great in containers or planting in the garden.	H24-48" W12-20"	Spring-Fall Zone 5(-20°)	○ ● ☞ ☹
inflexus 'Blue Dart' •Compact, blue-foliaged grass that has a spray-type habit and is well-suited to small containers and baskets.	H12-16" W8-12"	Spring-Fall Zone 5(-20°)	○ ● ☞ ☹

Leymus Blue Wildrye

glaucus 'Blue Basin' *New* •A columnar powder-blue form with coarse, wide foliage provides a great vertical accent. Very drought and alkaline tolerant. Perennial Favorites Exclusive	H60-72" W18-24"	Summer-Fall Zone 4(-30°)	○ ☞
---	--------------------	-----------------------------	-----

Miscanthus Maiden Grass

oligostachyus 'Purpurensens' Autumn Flame •Leaves are a pleasant grey-green turning a brilliant red/orange in fall. Seed heads have a magenta hue changing to silky, white panicles as winter approaches.	H36-60" W24-40"	Late Summer- Winter Zone 4(-30°)	○ ☹
sinensis 'Cosmopolitan' Variegated Japanese Silver Grass •This is a very large, vigorous, ornamental grass with broad, weeping foliage and feathery beige flower heads.	H96-12" W30-36"	Late Summer- Winter Zone 4(-30°)	○ ☞ ☹
sinensis 'Gold Bar' •Forms an eye-catching clump of green leaves that are horizontally banded in creamy yellow from the base of the plant to the tips. There's nearly as much yellow as there is green. This grass is strictly upright and compact in habit. Showy burgundy inflorescences appear just above the foliage.	H38-60" W24-36"	Fall-Winter Zone 5(-20°)	○ ☹
sinensis 'Gold Breeze' •Resembles a restrained, refined 'Zebrinus'. Horizontal gold banding across the long, tapering leaves with a graceful cascading habit.	H60-48" W36-48"	Fall-Winter Zone 5(-20°)	○ ☹
sinensis 'Gracillimus' •Narrow arching foliage with plumes that are copper to red. A popular ornamental grass. Plant as a specimen, screen or with evergreen shrubs for winter interest.	H72-84" W36-72"	Fall-Winter Zone 5(-20°)	○ ☞ ☹

Muhlenbergia Muhly Grass

capillaris Pink Muhly Grass •A clump-forming, warm season, grass that is noted for its attractive summer foliage and forming spectacular clouds of light pink seed heads. Glossy, wiry, thread-like, dark green leaves and stems.	H24-36" W24-36"	Fall-Winter Zone 5(-20°)	○ ● ☞ ☹
capillaris 'White Cloud' •It is slightly larger and more upright than the species and blooms a little later. It has fluffy plumes of delicate white flowers in late summer and fall that rise a foot above the narrow blue green foliage. The flowering stalks will mature and persist into winter.	H36-48" W24-36"	Fall Zone 6(-10°)	○ ● ☞
reverchonii 'Undaunted' Ruby Muhly Grass •A native grass that is long-lived, low-maintenance and clumping with lovely reddish clouds of flowers. It thrives in most soils including alkaline clay and adapts to water-logging.	H18-30" W18-24"	Fall-Winter Zone 5(-20°)	○ ☞ ☹

Grasses



Panicum Switch Grass

virgatum 'Emerald Chief' *New* •This is a long lived, very tough perennial grass. It has a graceful, sturdy habit, forming stiff, upright, vivid green mounds that slowly turn yellow by autumn. In late summer pink flowers appear above the foliage which turn gold by late autumn.	H40-48" W25-30"	Late Summer Zone 5(-40°)	○ ●
virgatum 'Heavy Metal' •Leaves are silvery blue with a very upright habit. Its upright nature creates a formal appearance softened only by its delicate seed heads. Tolerates a wide range of soil.	H60-72" W24-36"	Early Summer-Fall Zone 3(-40°)	○ ☼
virgatum 'Northwind' •A tall ornamental grass which features one of the best vertical forms of any Panicum. The leaves are olive-green to bluish-green topped with finely textured yellow plumes.	H24-36" W24-36"	Late Summer-Fall Zone 2(-50°)	○ ● ☼
virgatum' Prairie Sky' •Similar to Heavy Metal although taller and darker blue. Excellent accent or specimen plant.	H48-72" W24-36"	Late Summer-Fall Zone 4(-30°)	○ ☼ ☼
virgatum 'Ruby Ribbons' •Soft green foliage, takes on a wine-red color in early summer. Flowers have wispy ornamental seed heads that appear in the fall.	H42-48" W22-34"	Late Summer-Fall Zone 4(-30°)	○ ☼ ☼
virgatum 'Shenandoah' •Best burgundy coloring of all the panicums turning deep red by mid summer. Tolerates a wide range of soils. Flowers have wispy ornamental seed heads throughout the fall and winter season.	H42-48" W28-34"	Late Summer-Fall Zone 4(-30°)	○ ● ☼ ☼

Pennisetum Fountain Grass

alopecuroides 'Burgundy Bunny' •This is the only miniature variety to show some red color in summer followed by all-over blazing red color in the fall until frost. Short stature, narrow green leaves, and small tufted cream flower plumes.	H12-16" W12-16"	Summer-Fall Zone 5(-20°)	○ ☼ ☼
alopecuroides 'Hameln' •Fine textured foliage with seed heads that open greenish white, turning a creamy tan.	H12-24" W18-24"	Summer-Fall Zone 4(-30°)	○ ☼ ☼
alopecuroides 'Little Bunny' •Cream-colored, tufted seed heads look like a bunch of little bunnies' tails dancing above the dense clump of dark green foliage. Due to its small size, this variety is particularly well-suited to sunny rock gardens.	H16-20" W20-24"	Summer-Fall Zone 5(-20°)	○ ☼ ☼
alopecuroides 'Red Head' •Fine textured foliage with soft smokey-pink bottle-brush plumes. The leaves turn gold in fall.	H36-48" W24-36"	Summer-Fall Zone 5(-20°)	○ ☼ ☼
alopecuroides viridescens 'Moundry' •Dark green glossy foliage and large almost black foxtail-like flowers.	H24-30" W29-35"	Summer-Fall Zone 5(-20°)	○ ☼ ☼

Pennisetum Fountain Grass Continued

orientale 'Karley Rose' •Fine textured deep green foliage with purplish rose plumes. Vigorous and very attractive. Prefers moist soil.	H30-40" W24-36"	Summer-Fall Zone 5(-20°)	○ ☼ ☼
orientale Oriental Fountain Grass •This is one of the most commonly used ornamental grasses due to its low growing habit and abundance of 3-4" light pink flowers. Foliage is dark green and 12-24" in height with blooms being an additional 12-24" above the foliage.	H24-48" W24-36"	Summer-Fall Zone 5(-20°)	○

Poa Bluegrass

fendleriana Mini Oat •This is a <u>Blue Oat Grass look-a-like</u> and a great option in its place. With it's similar blue-grey foliage and growth pattern it makes a great plant for the landscape. The blades are rough to the touch, stiff and tightly folded with boat-shaped tips. Perennial Favorites Excusive	H12-24" W10-12"	Summer-Fall Zone 4(-30°)	○ ☼
glauca 'Blue Hills' Blue Meadow Grass •It has tiny, delicate, high arching flowers and pleasant blue-green leaves. It is a cool season grass.	H8-10" W10-12"	Summer-Fall Zone 2(-50°)	○ ● ☼



Schizachyrium *Little Blue Stem*

scoparium 'Blaze' •Fine-bladed native grass. Striking vertical effect with stunning fall color of reds and oranges. Native and Waterwise	H24-36" W12-16"	Summer-Fall Zone 3(-40°)	○ ☹️ 🐇
scoparium 'Blue Heaven' *New* •Excellent blue gray foliage will turn a mix of burgundy red, pink and orange in the fall. Glossy purple seed panicles become fluffy tan in late summer. A native prairie grass in a reliably upright cultivar. Road salt tolerant.	H24-36" W24-30"	Summer Zone 3(-20°)	○ ☹️ 🐇
scoparium 'Little Arrows' •This native grass has very upright, architectural qualities and foliage that turns bronze in cool weather.	H20-24" W18-24"	Summer Zone 4(-30°)	○ ● ☹️ 🐇 ✂️
scoparium 'Prairie Blues' •Native prairie grass. Upright, clump of pewter-blue foliage. Fall display is best with white seed heads and orange foliage. Soft wispy appearance. Native and Waterwise	H30-36" W14-18"	Summer-Fall Zone 3(-40°)	○ ☹️ 🐇
scoparium 'Prairie Munchkin' •Stiff, upright plumes of steel blue persist from July to November, when they fade to a strawberry blonde color. It is perfect for poor soils and dry garden spots.	H24-30" W20-24"	Summer-Fall Zone 3(-40°)	○ ☹️
scoparium 'Standing Ovation' •This selection features sturdy, upright stems with a blue cast that's dark purple closer to the base. It has brilliant fiery-colored foliage through fall. The blades are thicker than other varieties.	H36-48" W12-18"	Summer-Fall Zone 3(-40°)	○ ☹️ 🐇 ✂️

Sisyrinchium

demissum <i>Stiff Blue-eyed Grass</i> •Delicate, nodding grass-like perennial that has small blue flowers with yellow centers. Grow in a rock, or waterside garden, trough, or container. Native and Waterwise	H12-20" W12-20"	Summer-Fall Zone 3(-40°)	○ ● ☹️
---	--------------------	-----------------------------	--------

Sorghastrum *Indian Grass*

nutans 'Indian Steel' •Clumping native grass with metallic blue foliage. Upright golden-brown flowers are large and very attractive. Foliage turns to a bright coppery-brown after frost. Native and Waterwise	H36-72" W24-36"	Summer-Fall Zone 3(-40°)	○ ☹️ 🐇
nutans 'Thin Man' *New* •A selected form of native Indian grass. It has very blue foliage and a narrow, very upright growing habit.	H60-72" W24-30"	Late Summer Zone 4(-30°)	○ ☹️ 🐇

Sporobolus

airoides <i>Prairie Dropseed</i> •Useful for large scale groundcover, erosion control and for revegetation. Flowers are delicate and excellent for dried arrangements. Foliage color is medium green; blade width is narrow. Native and Waterwise	H24-40" W18-30"	Summer-Fall Zone 4(-30°)	○ ☹️
heterolepis <i>Prairie Dropseed</i> •Reddish to purplish tones with an open form. Pink flowers form a mist-like display. Loves moisture and fertilizer. Upright arching native grass. Emerald green, fine-textured blades. Turns orange and gold in fall.	H24-36" W20-24"	Summer Zone 3(-40°)	○ 🐇
wrightii <i>Giant Sacaton</i> •This is a big beautiful plant that will add impressive structure to your garden. Foliage is green with large golden seed heads that turn a lovely golden color in the winter months. It is very drought tolerant but needs a couple of deep waterings through dry months.	H60-84" W60-72"	Summer-Fall Zone 5(-20°)	○ ● ☹️

Stipa *Mexican Feather Grass*

tenuissima 'Pony Tails' •This is a great plant for mass planting, particularly in windy conditions. It undulates gracefully even in light breezes. Foliage is green. Flowers are feathery, ripening to golden brown.	H24-30" W12-24"	Summer-Fall Zone 6(-10°)	○ ☹️ 🐇
--	--------------------	-----------------------------	--------



Native and Waterwise

Aethionema

cordifolium Lebanon Stonecress •This low growing plant has a branching habit with reddish tinted stems and greyish-blue leaves. Flowers are rose pink.	H6-12" W6-12"	Spring-Mid Summer Zone 5(-20°)	○ ♀
schistosum Persian Stonecress •Sweetly fragrant soft pink flower clusters cover the plant. Evergreen foliage consists of small blue-green leaves. Excellent for alpine and rock gardens. Plant in well drained soil, but tolerates poor, sandy soil. Reseeds.	H10-12" W12-16"	Spring-Mid Summer Zone 4(-30°)	○ ♀

Agastache Hyssop

aurantiaca 'Kiowa Sunset' •Rich butter yellow flowers on bushy dark green plants. The foliage is scented and tubular flowers are produced in good number for a long period of time.	H18-24" W14-18"	Late Summer-Fall Zone 4(-30°)	○ ♀ ♂
aurantiaca 'Navajo Sunset' •Citrus scented dark green foliage with bright orange tubular flowers.	H18-24" W12-16"	Late Summer-Fall Zone 5(-20°)	○ ♀ ♂
rupestris 'Apache Sunset' •Deep orange flowers appear from rose-purple buds. Foliage is fine textured, silvery grey and aromatic. Excellent choice for rock gardens.	H18-24" W12-18"	Summer Zone 5(-20°)	○ ♀ ♂

Allium

cernuum Pink Nodding Onion •Fine textured perennial with grass-like leaves, clusters of pink, bell-shaped flowers. Plant in moist soil, has moderate water requirements. Leaves and flowers are edible. Leaves have an onion-like scent. Flowers can be used as a sweet garnish to salads.	H8-18" W4-6"	Late Summer Zone 4(-30°)	○ ☾ ♂
--	-----------------	-----------------------------	----------

Amelanchier Serviceberry

utahensis Utah Serviceberry •A deciduous shrub or small tree with edible berry-like fruit, native to North America. Foliage is blue-green and oval. Flowers are white on 2" delicate flower clusters. Small purple pea-shaped fruit is great to eat and bake. Brilliant red and yellow fall color. Requires good drainage, not salt tolerant. Taste is similar to blueberries.	H72-120" W72-120"	Spring-Early Summer Zone 3(-40°)	○ ♀
--	----------------------	-------------------------------------	-----

Antennaria Pussytoes

carpatia **New* •Forms a flat creeping mat of tiny silver leaves with short stems of fuzzy creamy white flowers	H1-2" W8-12"	Late Spring Zone 2(-50°)	○ ♂ ♀
dioica 'Rubra' •Excellent native ground cover for a sunny rock garden. Tolerates poor, dry soils. Tiny, bright silver-grey leaves form a low creeping mat. Fuzzy rose-pink flowers appear above the foliage.	H4-6" W10-12"	Late Spring Zone 3(-40°)	○ ☾ ♂ ♀
microphylla Rosy Pussytoes •This delightful wildflower forms a dense grey-green carpet accented with pink flower clusters that resemble the pads on a cat's foot. Attractive in the rock garden or between paving stones. Excellent weed-free ground cover for dry soils.	H2-4" W8-12"	Mid Spring Zone 3(-40°)	○ ☾ ♂ ♀
parvifolia Small-Leaved Pussytoes •A low-growing, mat-forming perennial. Has a distinctive whitish or silvery-green color due to the presence of dense white hairs on the leaves. Leaves are small, cupped shaped and form clusters of basal rosettes. Will send up small flower spikes of pure white.	H4-6" W8-12"	Early Spring Zone 4(-30°)	○ ☾ ♂ ♀



Aquilegia *Columbine* An intermountain favorite, flowers are graceful in appearance and readily reseeds.

caerulea Rocky Mountain (Colorado Blue & White) •Treasured for its big blue and white flowers. Best in cool, higher altitude areas.	H24-36" W12-18"	Early Spring Zone 3(-40°)	○ ● ● ✂ 🦋
canadensis 'Wild Red' *New* •Red spurs point upward with red sepals and yellow stamens	H24-36" W12-18"	Early Spring Zone 3(-40°)	○ ● ● ✂ 🦋 🐇
chrysantha Denver Gold •3 flowers with long spurs are golden yellow. Remove spent flowers for rebloom. Tolerates dry shade. Plant Select	H18-24" W16-20"	Early Spring Zone 3(-40°)	○ ● ● ✂ 🦋

Arctostaphylos

uva-ursi 'Kinnickinnick' •Requires good drainage, does best with morning sun. Evergreen, mat forming, small shrub with attractive red stems in the winter. Bright red berries in fall and winter. Flowers are inconspicuous.	H6-12" W60-180"	Spring-Early Summer Zone 3(-40°)	● ● 🌵
--	--------------------	-------------------------------------	-------

Artemisia Sage

frigida Fringed Sage •Tufted, low-spreading, woody-based perennial that is primarily cultivated for its aromatic (camphor-scented), silver-white foliage. Erect, clustered, herbaceous stems with deeply-cut, silky-haired, silvery-white foliage rise up from tough, woody crowns.	H12-24" W12-18"	Summer-Fall Zone 3(-40°)	○ 🌵 🐇
pycnocephala David's Choice *New* •Forms a dense silky mound of silvery foliage	H4-6" W20-24"	Summer-Fall Zone 4(-30°)	○ ● 🌵 🐇
tridentata-vaseyana Mountain Big Sage •Higher elevation species of big sage. Silver, blue-green foliage is aromatic and three lobed at the tips. Small inconspicuous flowers, evergreen shrub.	H24-60" W38-48"	Summer-Fall Zone 3(-40°)	○ 🌵
versicolor 'Sea Foam' •Excellent accent plant with it's unique, curly, silver, fragrant foliage. Plant under taller perennials in hot, sunny locations. Flowers are inconspicuous. Prefers low fertility and well-drained soils. Plant Select	H8-12" W18-24"	Summer-Fall Zone 4(-30°)	○ ● 🌵 🐇
viridis 'Tiny Green' •Dense pale green foliage looks more like a Sedum than an Artemisia. With its interesting texture and nice aroma when rubbed it will make a great addition to a garden. Great plant for tough to grow spots. Pale tiny yellow buds open in clusters	H4-6" W18-24"	Late Spring-Summer Zone 3(-40°)	○ ● 🌵 🐇

Asclepias Showy Milkweed

speciosa Milkweed *New* •An essential wildflower for supporting Monarch butterflies by providing food for caterpillars and nectar for the adult butterflies. Clusters of pinkish purple fragrant blooms.	H36-48" W24-36"	Summer-Fall Zone 3(-40°)	○ ● 🦋
--	--------------------	-----------------------------	-------

Atriplex Four-Winged Saltbush

canescens Four-Winged Saltbush •Extremely tolerant of harsh conditions including salt, cold and drought. This is a woody shrub that is erect and round in form with rigid, brittle stems and heavily branched. Valuable as a cover and browse shrub for wildlife. Can live easily for 30 years.	H24-28" W24-48"	Summer Zone 3(-40°)	○ 🦋 🌵
confertifolia Shadscale •Best saltbush for the landscape. Easily maintained, rounded form eliminates need to prune. Do not over water. Blue, evergreen foliage turning salmon peach color in winter.	H12-36" W12-68"	Summer Zone 3(-40°)	○ 🌵

Baileya Desert Marigold

multiradita Desert Marigold •Foliage is silver, woolly and deeply lobed. Bright yellow daisy-like flowers. Biennial or short-lived perennial.	H8-12" W4-6"	Early Spring-Summer Zone 6(-10°)	○ 🦋 🌵
---	-----------------	-------------------------------------	-------



Berlandiera *Chocolate Flower*

lyrata Chocolate Flower

•Low growing plant with lobed leaves and a mounding form. Flowers are yellow with a dark center and fragrant with a slight hint of chocolate.
Plant Select

H14-18"
W18-24"

Summer
Zone 4(-30°)



Callirhoe *Winecups*

involucrata Winecups

•Ground cover with attractive dark green, leathery leaves. Flowers are a magenta wine color blooming on upright stems. Great for hot dry areas.

H4-8"
W24-30"

Summer
Zone 4(-30°)



Calylophus *Sundrops*

serrulatus Prairie Lode

•A groundcover that responds well to pruning before the growing season. Cheerful golden yellow flowers. Easy to grow and long blooming.

H6-8"
W12-16"

Summer
Zone 4(-30°)



Cercocarpus *Mountain Mahogany*

intricatus Littleleaf Mt. Mahogany

•Slow growing, intricately branched shrub with compact growth habit. Responds well to pruning. Small, shiny, evergreen leaves have a leathery appearance. Flowers are inconspicuous. Grows best in rocky, dry, well drained soil. Good browse shrub for deer and elk.

H72-96"
W48-72"

Spring
Zone 3(-40°)



ledifolius Curl-leaf Mt. Mahogany

•Evergreen foliage contrasts nicely with whitish bark. Long-lived plants. The bark measures up to 1" thick. Flowers are inconspicuous. Grows best in rocky, dry, well drained soil. Good browse shrub for deer and elk.

H84-240"
W84-420"

Spring
Zone 3(-40°)



montanus True Mt. Mahogany

•Deciduous, lower-growing variety with dense, symmetrical growth habit. Small yellow flowers. Good adaptability for landscapes.

H60-120"
W72-120"

Late Spring-
Summer
Zone 3(-40°)



Chamaebatiaria *Fernbush*

millefolium Fernbush

•Intensely aromatic lacy foliage adorned with snowy white flowers and reddish flaky bark. Makes a formal mound with light pruning. Attractive winter seed heads and habit. A tough western shrub. Plant Select

H48-72"
W72-96"

Summer
Zone 4(-30°)



Chamerion (Epilobium)

angustifolia Fireweed

•High elevation perennial that is strongly rhizomatous. Flowers are a deep, bright pink with willow-like leaves. Does well in a variety of soils. Plant in naturalized settings or as a background accent in the landscape.

H48-98"
W48-60"

Summer-Fall
Zone 4(-30°)



Chrysothamnus *Rabbitbrush*

nauseosus Rubber Rabbitbrush

•Nice form with a round head and erect, upright stems. Plant in a dry, well drained soil. Prune in early spring to maintain compact form. Bright yellow flowers. Interesting fruit late summer to fall.

H24-48"
W24-36"

Early Summer
Zone 3(-40°)



nauseosus Dwarf Rabbitbrush

•Better choice for the home landscape with its shorter, tighter growth habit and bright yellow fall color.

H16-28"
W20-30"

Early Summer
Zone 3(-40°)



viscidiflorus Yellow Rabbitbrush

•Similar habits to nauseosus varieties but has sticky flowers and twisted leaves. Better choice for high elevation plantings. Tolerates alkaline soils.

H18-36"
W20-30"

Early Summer
Zone 3(-40°)



Clematis

integrifolia 'Mongolian Bells' Solitary Clematis

•Semi-nodding, single blue, white, or pink flowers open flat. Flowers are large and long lasting. Hardy and strong growing but are non-climbing. Very floriferous from early summer to early fall.

H10-14"
W12-18"

Summer
Zone 3(-40°)



**Echinacea Coneflower****paradoxa Yellow Coneflower**

•Bright yellow flower that will usually rebloom without deadheading. Easily grown in average, dry to medium, well-drained soil. Divide clumps when they become overcrowded.

H24-36"
W12-18"Summer
Zone 5(-20°)**tennesseensis Rocky Top Coneflower**

•Daisy-type purple flowers with black center cones. The petals are upturned which distinguish it from other Coneflowers.

H18-24"
W8-12"Summer
Zone 5(-20°)**Echium Bugloss****amoenum Red Feathers**

•Unique russet-red spikes of flowers with dark green basal foliage. Deadhead for rebloom. Thrives in poor soil.

H10-14"
W12-18"Early Summer-Fall
Zone 3(-40°)**Engelmannia Englemann's Daisy****peristenia Englemann's Daisy**

•Clump forming habit is adorned with fuzzy green leaves that resemble an over-sized Gaillardia. The clumps grow 24" long flowering stalks of small eight-petaled yellow daisies that open in late afternoon then fold under in intense heat and sunlight the next day. Likes well drained soil.

H18-24"
W12-18"Spring-Fall
Zone 5(-20°)**Ephedra Green Mormon Tea****viridis Green Mormon Tea**

•Attractive plant with textured green stems. Small cone-like flowers are light yellow. Does well in sandy, gravelly soils. Best used as an accent plant. Basically maintenance free. Thought to be used by Mormon pioneers as a medicinal tea.

H24-48"
W24-48"Early Spring
Zone 3(-40°)**Eriogonum Buckwheat****brevicaule Shortstem Buckwheat**

•Variable shrub with mounding growth habit. Flower color is a creamy yellow in summer. Attractive silver-green foliage. Will grow in a variety of dry soils.

H8-12"
W18-24"Summer-Fall
Zone 3(-40°)**jamesii James Buckwheat**

•This variety features leaves that are covered with fuzzy hairs on both surfaces. Leaf color is light olive-green, often with reddish highlights. Flower color is cream. The flowers are arranged in large umbels and entirely cover the plant when in bloom. In fall, the leaves take on a burgundy color.

H12-18"
W12-18"Summer-Fall
Zone 3(-40°)**racemosum Redroot**

•A very compact perennial with oblong basal leaves and slender flowering stems that are terminated by racemes of white to pink, tubular flowers.

H6-12"
W6-12"Early Summer-Fall
Zone 3(-40°)**umbellatum v. aureum 'Kannah Creek' *New***

•The yellow flowers age to shades of orange and rust by late summer. The grey-green evergreen foliage is compact and turns burgundy from fall to early spring. Plant Select

H12-15"
W15-24"Late Spring-Fall
Zone 3(-40°)**umbellatum v. aureum Sulphur Buckwheat**

•Masses of yellow flowers turn orange as they age. Green foliage changes to a vivid purple-red in winter, vigorous growth habit.

H12-16"
W18-24"Late Spring-Summer
Zone 3(-40°)**Fallugia Apache Plume****paradoxa Apache Plume**

•Beautiful native shrub, does well in rocky, gravelly soils. Seed clusters with feathery tails give it a plume-type appearance. White solitary flowers.

H48-60"
W40-48"Summer
Zone 3(-40°)**Gaillardia Blanketflower****pinnatifolia Hopi Blanketflower**

•Easy to grow and a prolific bloomer all summer long. Large flowers with bright red centers surrounded by small, ray-type yellow petals. Will reseed.

H12-18"
W8-12"Late Spring-Summer
Zone 3(-40°)**pulchella 'Firewheel' Indian Blanket**

•Easy to grow annual that will produce large amounts of color for the entire season, will reseed and spread. Typical dark green Gaillardia foliage that will form a woody base. The showy flower heads are up to 3" wide with red center and small yellow border around the edge, this appearance gives a flame-like look to the blooms.

H12-24"
W6-12"Late Spring-Summer
Zone 8(10°)



Geranium *Cranesbill*

viscossissimum Sticky Cranesbill

•Excellent for understory plantings. Sticky, hairy lobed foliage turns a bright red in the fall. Small delicate pale lavender flowers stand tall above the deep cut foliage.

H24-30"
W18-24"

Early Summer
Zone 3(-40°)



Geum

triflorum Prairie Smoke

•Versatile, evergreen plant with pink feathery seed heads. High elevation native that can tolerate heat and drought as well as seasonally saturated soils. Spreads by rhizomes. Repeat bloomer after summer rains.

H4-6"
W6-12"

Early Spring
Zone 3(-40°)



Hedysarum *Sweetvetch*

boreale Utah Sweetvetch

•Showy, deep pink pea flowers bloom in clusters above lush green leaves. Makes a great meadow planting or filler in perennial beds. This semi-desert perennial is native to the US.

H12-24"
W24-36"

Spring-Summer
Zone 3(-40°)



Helenium *Sneezeweed*

hoopesii Orange Mountain Daisy

•A native North American wildflower, this is also known as Western Sneezeweed. Despite the name, these do not cause allergies. Plants form a low mound of green leathery leaves, bearing upright branching heads of golden yellow daisies with an orange center.

H24-36"
W18-24"

Summer
Zone 4(-30°)



Helianthus *False Sunflower*

maximiliani Maximilian Sunflower

•Exceptional native North American perennial forms tall clumps with bright flowers and handsome foliage. Aggressive, fast grower. Prefers a warm location. Drought tolerant but can grow in wet conditions.

H36-96"
W24-48"

Late Spring
Zone 4(-30°)



Hesperaloe *Yucca*

parviflora Red Yucca

•This is a tough cold hardy accent plant. A grass-like mound of narrow, spine tipped leaves are topped by tall flower stalks of light salmon to coral red with grey-green foliage.

H24-48"
W24-48"

Summer
Zone 5(-20°)



Heuchera *Alumroot*

pulchella Mountain Alumroot

•Great for rock and shade gardens. Foliage is a dark green that turns red in the fall. Pale pink flowers are fringed with burgundy.

H12-18"
W8-12"

Late Spring-
Summer
Zone 4(-30°)



Hymenoxys (See *Tetranneuris*)

Ilamna *Maple Mallow*

rivularis Maple Mallow

•Also known as Mountain Hollyhock, it is similar to traditional varieties. Large, open rose-pink flowers. Easy to establish and will reseed!

H36-72"
W48-60"

Summer-Early Fall
Zone 3(-40°)



Ipomopsis *Scarlet Gilia*

aggregata Scarlet Gilia

•Stalks of scarlet-pink trumpet-like flowers from basal rosette of grey-green leaves.

H36-48"
W6-10"

Summer
Zone 3(-40°)



Iris

missouriensis Rocky Mountain Iris

•This Iris is slender stemmed, with greyish-green leaves that grow from dense clumps. Blooms are lilac purple.

H12-24"
W12-18"

Late Spring
Zone 3(-40°)



Kniphofia *Red Hot Poker*

caulescens Regal Torchlily

•Foliage has a powder blue hue and is grass-like in appearance. Orange tubular flowers fade to yellow atop 3' stems. Plant Select

H36-72"
W18-24"

Summer
Zone 5(-20°)





Lewisia Bitterroot

cotyledon *Rainbow Mix*

•Dazzling star-shaped blooms hover over the flat rosettes of evergreen leaves in purple, pink, yellow, orange and white. Grow this plant in gravel or between rocks with minimal amount of soil.

H10-12"
W10-12"

Late Spring-Summer
Zone 5(-20°)



Liatris Gayfeather

punctata *Spotted Gayfeather*

•A knee high plant that bears purple spikes of small fringed flowers. Leaves feel like sandpaper with dots of resin. Tap roots grow to 15" long to help cope with drought. Used by Native Americans as food. Wonderful as a cut or dried flower.

H24-36"
W18-24"

Summer
Zone 3(-40°)



Linum Blue Flax

lewisii *Blue Flax*

•Very low maintenance. Ferny green leaves, bearing loads of small five petal, blue flowers with a yellow center.

H24-30"
W10-12"

Summer
Zone 3(-40°)




Mahonia Oregon Grape

repens *Creeping Oregon Grape*

•Beautiful broadleaf evergreen ground cover that grows well in sun or shade. Dark green foliage in summer turning to purplish-red in the fall. Yellow, fragrant flowers bloom in the spring. Bluish black berries appear in September. Great source of food for birds.

H12-18"
W30-36"

Spring
Zone 4(-30°)



Marrubium Horehound

rotundifolium *Silverheels*

•Soft, felted green leaves are edged with white, creating a crisp appearance. Prefers lean, well-drained soils. Not for hot, humid locations. Plant Select

H4-12"
W24-36"

Spring
Zone 4(-30°)



Melampodium Blackfoot Daisy

leucanthum *Blackfoot Daisy*

•Low growing, mounding perennial preferring hot, dry locations. Daisy-like white petals surround a yellow center. Very long blooming.

H6-12"
W12-24"

Early Summer-Fall
Zone 3(-40°)



Mimulus Monkeyflower

cardinalis 'Red Dragon'

•A wonderful, exotic looking perennial with very showy scarlet-red flowers and bright green foliage. Prefers adequate moisture.

H18-24"
W14-18"

Early Summer-Fall
Zone 6(-10°)



guttatus *Seep Monkeyflower*

•Excellent choice for wet areas of the garden or near ponds and streams. Yellow, snapdragon-like flowers.

H18-24"
W14-18"

Summer
Zone 3(-40°)



lewisii *Purple Monkeyflower*

•Excellent choice for moist gardens, provides nectar for hummingbirds. Flowers are tubular and rose-pink in color.

H18-24"
W14-18"

Early Summer
Zone 4(-30°)



Mirabilis Desert Four O'Clock

multiflora 'Bella Blanca' *Desert Four O'Clock*

•This Four O'Clock has pure white flowers that absolutely glow in the twilight. The delicious sweet fragrance can be enjoyed from several feet away. Tighter more controlled habit in comparison with traditional Desert Four O'Clock. Found by Barney Barnett of WBG.

H12-24"
W18-48"

Summer
Zone 4(-30°)



multiflora *Desert Four O'Clock*

•Neat mounding dark green form with showy magenta tubular flowers that open in the late afternoon. A delicious sweet fragrance can be enjoyed from several feet away.

H36-48"
W48-72"

Summer
Zone 4(-30°)





Monardella *Little Beebalm*

macrantha 'Marian Sampson'

•Large bright red flowers adorn this plant in summer and fall with a low growing mounding habit. It is short-lived but makes up for it by being very showy. Great for a rock garden. Needs good drainage. Intolerant of frequent summer water. Plant Select

H6-12"
W12-24"

Summer-Fall
Zone 6(-10°)



odoratissima *Little Beebalm*

•Mounding with grey-green foliage that has a very minty fragrance. Clusters of lavender flowers.

H10-12"
W12-18"

Summer
Zone 4(-30°)



Oenothera *Evening Primrose*

caespitosa *Tufted Evening Primrose*

•White-tufted blossoms are fragrant and nestled in a basal rosette of narrow-toothed grey-green leaves. Pink flowers bloom in late afternoon to evening.

H6-12"
W6-12"

Summer
Zone 4(-30°)



Penstemon *Beardtongue*

angustifolia *Broadbeard*

•Slender stems with numerous intense-blue, tubular flowers in clusters. Leaves are blue-green.

H12-24"
W12-24"

Early Spring-Summer
Zone 4(-30°)



angustifolia *Narrow Leaf *New**

•A small species which makes a cushion with very narrow leaves and several stalks with pale blue flowers. Works well in rich, well-drained soil. An excellent plant for the rock garden.

H8-24"
W6-12"

Late Spring-Early
Summer
Zone 2(-50°)



cardinalis *Cardinal*

•This New Mexico/Texas native offers the garden spikes of dangling, rich red flowers with dark green foliage.

H12-36"
W12-36"

Early Spring-Summer
Zone 4(-30°)



cyananthus *Wasatch*

•Very showy, electric blue flowers. Glossy, dark green leaves.

H12-18"
W10-24"

Early Spring-Summer
Zone 4(-30°)



cyaneus *Blue*

•The flowers are blue, sometimes with a pinkish tinge. Foliage is a dark green with red-green stems.

H18-24"
W12-16"

Early Spring-Summer
Zone 4(-30°)



eatonii *Firecracker*

•Striking fire engine red flowers are contrasted by dark green leaves. Very adaptable as long as the soil is well draining.

H18-24"
W14-16"

Early Spring-Summer
Zone 4(-30°)



fruticosus 'Purple Haze' *Bush*

•Features large, showy rose-purple to lavender flowers that extend horizontally in short, spike-like clusters. Foliage is a dark green turning red in the fall.

H12-24"
W12-18"

Early Spring-Summer
Zone 4(-30°)



glaber 'Sawsepal'

•Can grow up to 24" over several years. It has large leathery bright green leaves. The purple flowers have pink throats. Suitable for xeriscape.

H12-24"
W6-8"

Late Spring-Summer
Zone 3(-40°)



heterophyllus 'Electric Blue'

•Flowers are an intense blue. With interesting purple blush at the stems and glossy green foliage.

H12-18"
W10-14"

Early Spring-Summer
Zone 4(-30°)



hirsutus *Hairy*

•A woolly dark green stemmed plant with open stalked clusters of lavender, trumpet-shaped flowers with white tips.

H16-24"
W14-18"

Early Spring-Summer
Zone 4(-30°)



kingii 'King's' **New**

•Blossoms blue-purple with silvery grey foliage

H10-12"
W8-12"

Late Spring
Zone 2(-50°)



linariodes coloradoensis *Silverton Bluemat*

•Silvery, evergreen leaves that persist even through the winter months. Flowers are a lavender-blue and close to the foliage. Plant Select

H8-12"
W10-16"

Early Spring-Summer
Zone 4(-30°)



mensarum 'Grand Mesa'

•Dark green foliage bears the most brilliant dark blue flowers of the cultivated penstemons. Excellent performer in mountain regions. Tolerates considerable shade and thrives with moderate watering.

H24-36"
W12-18"

Early Spring-Summer
Zone 4(-30°)





Penstemon *Beardtongue* Continued

nitidus Waxleaf Beardtongue *New* •Semi-dwarf plant opens largish flowers of the most intense sky-blue from crimson calyces. Native to the foothills of the Rockies and adapted to sunny, dry conditions, the leaves are an attractive blue-gray.	H6-12" W3-6"	Late Spring Zone 3(-40°)	○ ● ♀
palmeri Palmer •Blue-green foliage that bares a fragrant pink flower on tall stalks.	H48-60" W12-36"	Early Spring-Summer Zone 4(-30°)	○ ● ♀
parryi Parry's Penstemon *New* •Bright pink flowers with narrow, bluish foliage	H24-36" W12-24"	Spring-Summer Zone 7(10-0°)	○ ● ♀
payettensis Payette •Bright purple-blue flowers bloom in small clusters along the upper stem. Lower foliage is clumped and dark green.	H18-24" W12-16"	Early Spring-Summer Zone 4(-30°)	○ ● ♀
pinifolius 'Mersea's Yellow' •The evergreen needle-like foliage grow on short, shrubby, compact plants. The yellow trumpet shaped blooms are 3/4" long and bloom most of the summer.	H8-12" W10-16"	Summer Zone 3(-40°)	○ ● ♀
pinifolius Pineleaf Penstemon •This long lived perennial produces green needle-like foliage. As the plant matures the stems become woody and look a bit like a miniature conifer. The red trumpet shaped blooms are 3/4" long and bloom for most of the entire summer.	H12-18" W12-18"	Summer Zone 4(-30°)	○ ● ♀
platyphyllus 'Uvatung' •Numerous grape-colored flowers, 1/2-3/4" long, are suspended in small clusters along an erect stalk above a semi-woody base. Prune off spent flower stalks to keep plant tidy. Sego Supreme	H18-24" W12-18"	Early Spring Zone 4(-30°)	○ ● ♀
procerus Littleflower •The bright bluish-purple flowers are arranged in one to several crowded clusters with green foliage.	H12-18" W12-16"	Early Spring-Summer Zone 4(-30°)	○ ● ♀
pseudospectabilis Desert Beardtongue •Showy hot pink, 2" flowers are contrasted by triangular, blue-green serrated foliage.	H36-60" W12-18"	Early Spring-Summer Zone 4(-30°)	○ ● ♀
rostriflorus Bridges Beardtongue •Scarlet, nodding flowers at the end of slender, dark green stems, with narrow green leaves. Plant Select	H24-36" W14-18"	Early Spring-Summer Zone 4(-30°)	○ ● ♀
strictus Rocky Mountain Beardtongue •Purple-blue flowers with a mat of shiny, evergreen leaves. One of the most commonly planted and easy to grow penstemons in the landscape.	H24-30" W24-36"	Early Spring-Summer Zone 4(-30°)	○ ● ♀
utahensis Utah Beardtongue •Beautiful crimson-deep pink, elongated bell flowers. With lance-shaped, thick blue-green leaves.	H6-24" W8-12"	Early Spring-Summer Zone 4(-30°)	○ ● ♀
venustus Venus Beardtongue •The leaves are dark green and finely serrated or toothed. The blooms are light violet to violet-purple.	H12-24" W12-16"	Early Spring-Summer Zone 4(-30°)	○ ● ♀
virens 'Blue Mist' •Dainty spikes of blue, lavender-throated flowers are held over evergreen rosettes of dark green foliage.	H6-8" W8-10"	Early Spring-Summer Zone 4(-30°)	○ ● ♀
whippleanus Whipple's Beardtongue •Foliage is bright green and a thinner texture than most penstemons. Flowers are a dark purple on tall stems and very showy.	H18-24" W6-12"	Early Spring-Summer Zone 4(-30°)	○ ● ♀

Phacelia *Purple Fringe*

sericea Alpine Purple Fringe •The flowers are deep purple and have five round petals which are fused at the base. It is the stamens, which are also purple and have bright yellow tips, that extend outwards and give the flower its fuzzy appearance.	H12-18" W18-24"	Summer Zone 3(-40°)	○ ● ♀
--	--------------------	------------------------	-------



Potentilla *Cinquefoil*

anserina 'Silverweed' *New*

•Small yellow five petal flowers appear on top of silvery green foliage. Underneath the leaves you will find long white hairs.

H2-8"
W12-35"

Mid Summer
Zone 4(-30°)



Primula *Primrose*

elation *Oxlip Primrose*

•Low growing perennial with semi-evergreen rosette leaves. Light yellow flower clusters, prefers damp, fertile soils. Plant Select

H8-12"
W6-10"

Spring
Zone 4(-30°)



Prunella *Self Heal*

vulgaris *Heal All*

•Native hardy perennial herb and groundcover. Lance shaped leaves and reddish stems, purple hooded flowers with white centers. Heal All is an edible used in salads, soups and stews. Medicinally used to disinfect, treat sores, burns, bruises and other wounds. Perennial Favorites Exclusive

H2-6"
W12-18"

Summer
Zone 4(-30°)



Purshia *Butterbrush*

mexicana *Cliffrose*

•White flowers with yellow stamens are fragrant. Tiny blue-green leaves that are sticky to the touch. Great Basin native, prefers dry, rocky soil.

H96-240"
W36-60"

Spring-Summer
Zone 4(-30°)



Ratibida *Mexican Hat*

columnifera *Red Mexican Hat*

• Deep reddish brown, yellow, orange flowers bloom on long, prominent cones

H12-36"
W12-18"

Summer
Zone 3(-20°)



columnifera var. pulcherrima *Red Midget*

•A Great Plains native. Tolerant of heavy clay soils and low water. Blooms have reddish-bronze petals that are on a slender cone. Green airy foliage. Heavy reseeder.

H12-24"
W18-24"

Summer
Zone 4(-30°)



Rhus *Oakleaf Sumac*

trilobata *Oakleaf Sumac*

•Attractive, glossy green leaves turning bright red in fall. Flowers are chartreuse and inconspicuous. Fruit is red, year round.

H36-48"
W72-94"

Spring
Zone 4(-30°)



Salvia *Sage*

dorrii *Desert Sage*

•Evergreen with grey foliage and deep blue flowers. Requires sandy soils and little water once established. Native to the western deserts.

H24-36"
W32-36"

Late Spring
Zone 4(-30°)



dorrii clokeyi 'Purple Chip'

•Prostrate variety of the common desert sage. Dwarf, compact, multi-branching habit with attractive grey foliage. Purple-blue flowers are very showy when in full bloom. Sego Supreme

H18-24"
W24-32"

Summer
Zone 4(-30°)



dorrii hybrid *Great Basin Sage* *New*

•Rounded to spreading habit. Gray-green to silver-gray leaves. Aromatic. Whorls of small lavender blue flowers with purple bracts and calyxes appear at intervals along the upper section of the stems. Trim off seed heads and prune lightly for form after flowering. Member of the mint family.

H12-24"
W12-24"

Summer
Zone 5(-20°)



pachyphylla *Mojave Sage*

•Intensely aromatic evergreen foliage. Silver green leaves set off persistant mauve bracts that surround a lavender-blue flower. Plant Select

H30-36"
W24-36"

Summer-Fall
Zone 5(-20°)



Salvia reptans 'Autumn Sapphire'

•A late blooming native with glossy-green, willow leaves that are topped with clouds of small, sapphire-blue flowers throughout autumn. Plant Select

H18-24"
W18-24"

Late Summer-Fall
Zone 5(-20°)





Scrophularia

macrantha Red Birds in a Tree •A very rare Penstemon relative. This plant has wands of red flowers that attract hummingbirds. Bird shaped flowers do not require deadheading. Its winding habit causes it to lean attractively on nearby plants for support.	H16-20" W14-18"	Summer-Fall Zone 4(-30°)	
--	--------------------	-----------------------------	------

Scutellaria Skullcap

resinosa Prairie Skullcap •A compact plant with woody stems that die back to the ground every winter. Requires regular watering the first year to establish. Foliage forms a neat mound of tight, upright stems with vivid-blue flowers. Plant Select	H6-12" W12-16"	Late Spring-Summer Zone 4(-30°)	
suffrutescens Cherry Skullcap •Hot, cherry-red flowers with dark green, low, mounding foliage. Prefers a sunny location and well-drained soil and is perfectly suited for the rock garden, raised beds or the front of a border. Plant Select	H6-12" W12-18"	Summer-Early Fall Zone 3(-40°)	

Sidalcea Checkermallow

acaulis Pink Checkermallow *New* •Tall stems of delicate hollyhock-like blossoms of white to rosy pink	H24-36" W14-18"	Spring-Summer Zone 4(-30°)	
--	--------------------	-------------------------------	--

Silene Catchfly

acaulis Moss Champion *New* •Growing in high mountain and arctic regions all across the world, this is a tough little cushion or mat-forming perennial for the rock garden, alpine trough or gravel scree. The tiny green leaves make a moss-like evergreen carpet, with tiny little pink star flowers.	H2-9" W2.4"	Late Spring-Summer Zone 2(-50°)	
peteronii Plateau Catchfly •Native to Utah this dark green, multi-branching, mounding perennial will provide bright pink color when it flowers. It has a great branching habit that will continue sending up new stalks that will bloom making the color last longer. Blooms will go to seed and will need dead heading to avoid spreading.	H18-30" W24-36"	Late Spring-Summer Zone 4(-30°)	

Smilacina False Solomon's Seal

racemosa False Solomon's Seal *New* •This plant is easy to grow in any moist woodland situation. It produces a clump of arching zigzag stems with large shiny and pleated leaves. Clusters of fragrant tiny ivory-white flowers are in spikes on the ends of each stem. Small red berries are showy in late summer and autumn.	H23-35" W23-35"	Late Spring Zone 3(-40°)	
--	--------------------	-----------------------------	------

Sphaeralcea Globemallow

ambigua Desert Mallow •Large orange 1" flowers appear on grey almost fuzzy foliage	H12-36" W12-36"	Early Summer Zone 6(-10°)	
coccinea Scarlet Globemallow •Large, delicate flowers are scarlet-orange around the edges and cream colored in the center. Foliage is made up of clusters of grey-green leaves which are covered with distinctive stellate hairs.	H6-12" W12-18"	Early Summer Zone 4(-30°)	
grossularifolia Gooseberry-leaf Globemallow •Star-shaped flowers are light orange in color. Deeply divided leaves are a light green.	H18-36" W12-24"	Summer Zone 4(-30°)	
munroana Munro Globemallow •Bright-green foliage on slender stems with numerous five-petaled salmon-orange flowers on leafy spikes. The foliage is thin, round and toothed.	H12-24" W18-24"	Summer Zone 4(-30°)	

Stanleya Prince's Plume

pinnata Prince's Plume •Elegant and long blooming, it is mostly used as a background or accent plant. Plume-like, showy-yellow flowers. Leaves are silver-green and have a ferny texture.	H12-48" W14-18"	Summer Zone 4(-30°)	
---	--------------------	------------------------	--



Tanacetum *Painted Daisy*

densum ssp. amani *Partridge Feather*

•Soft spreading silver white foliage with feather-like texture and yellow button flowers.
Plant Select

H8-10"
W8-12"

Early Summer
Zone 4(-30°)



Tetraneuris (Hymenoxys)

acaulis v. arizonica 'Sol Dancer'

•Produces numerous airy yellow flowers 1 - 2 1/2" wide that suspend above a tuft of light green basal foliage. Requires minimal deadheading. Sego Supreme

H12-18"
W12-14"

Early Spring-
Summer
Zone 3(-40°)



scaposa 'Four-Nerve Daisy'

•Short, up-right perennial with a woody base. Long narrow leaves of grey-green foliage that form a clump from which the flower stems arise. Bright yellow flowers can cover the entire plant.

H4-8"
W6-8"

Early Spring
Zone 4(-30°)



Verbena *Vervain*

hastata 'Blue Vervain' *Swamp Verbena*

•The small tubular, blue-violet flowers of Blue Vervain bloom from the bottom up in July's heat. The numerous crowning spikes of blossoms give a candelabra-like appearance to this graceful, widely distributed plant. As the common name Swamp Verbena suggests, this Vervain likes wet, even soggy, conditions but also will grow in medium soils.

H18-24"
W18-24"

Summer
Zone 3(-40°)



Zauschneria (Epilobium)

canum 'Everett's Choice'

•Known for its grey-green foliage and long blooming life. Blooms brightly with orange-red tubular flowers held above the foliage.

H6-12"
W12-24"

Summer-Fall
Zone 5(-20°)



canum 'Wasatch Fire'

•Produces large bright red blooms. It has a great compact dark green foliage that turns a brilliant red in autumn. Prefers to grow on rocky slopes and in dry, well drained areas. Utah Native. Sego Supreme

H6-12"
W12-18"

Summer-Fall
Zone 4(-30°)



canum 'Wright Lake'

•Extremely drought tolerant. Produces large bright scarlet blooms. These blooms are tubular and flare at the ends. It has a compact light green foliage. Prefers to grow on rocky slopes and in dry well drained areas. This plant is native to the Lake Tahoe area. Hummingbirds love these plants.

H6-8"
W12-18"

Late Summer-Fall
Zone 4(-30°)



garretii 'Orange Carpet'

•Forms a loose mat of bright green foliage. Profusion of bright orange flowers. Plant Select

H4-6"
W14-18"

Summer-Fall
Zone 4(-30°)



garretii 'Wayne's Silver' *New*

•This plant produces platinum foliage with loud flashy crimson trumpets

H10-12
W12-36"

Summer-Late Fall
Zone 8(10°)



latifolia californica *New*

•Scarlet orange trumpet-like flowers. Taller than Orange Carpet.

H12-18"
W18-24"

Summer-Fall
Zone 5(-20°)



latifolia *Firechalice*

•Scarlet-orange trumpet-like flowers with a dark green foliage. Best used in rock gardens or dry gardens. Easy to grow and maintain.

H12-36"
W18-36"

Late Summer-Fall
Zone 4(-30°)



latifolia 'Woody's Peach Surprise'

•Forms a loose mat of bright green foliage. Profusion of bright peach-pink flowers all summer. Perennial Favorites Exclusive

H6-8"
W12-18"

Summer-Fall
Zone 4(-30°)



Zinnia

grandiflora *Rocky Mountain Zinnia*

•Mounding plant with showy yellow-orange flowers and green airy foliage. Excellent for rock gardens. They do not break dormancy until the heat of early summer warms the soil, but can tolerate a variety of soils.

H4-8"
W12-16"

Summer-Fall
Zone 5(-20°)



[illegible]



Perennial

Achillea Yarrow Fragrant fern-like foliage. Tolerates poor soils.

ageratifolia Greek Yarrow •Low growing evergreen, silver foliage with bright white flowers on short stems	H4-6" W12-24"	Late Spring-Summer Zone 4(-30°)	○ ♀ ☼
'Little Moonshine' •Bright gold with cut grey green foliage. Minature version of Moonshine.	H8-12" W10-12"	Summer-Early Fall Zone 3(-40°)	○ ♀ ☼
millefolium 'Paprika' •Ruby-red with a gold center	H18-24" W18-24"	Summer-Early Fall Zone 3(-40°)	○ ♀ ☼
millefolium 'Terra Cotta' •Pronounced silvery foliage and sturdy stems support bright peach flowers that slowly turn to rich hues of reds and oranges	H24-36" W12-24"	Summer-Early Fall Zone 3(-40°)	○ ♀ ☼
'Moondust' •This plant is blanketed in stunning buttery yellow flat-top flowers that grow over gray-green foliage.	H12-30" W12-30"	Summer-Early Fall Zone 4(-30°)	○ ♀ ✂ ☼
'Moonshine' •Bright yellow flowers with silvery foliage	H18-24" W18-24"	Summer-Early Fall Zone 3(-40°)	○ ♀ ☼
'Ritzy Rose' *New* •Deep rose, blooms earlier than traditional varieties, medium green foliage	H10-14" W10-14"	Summer-Early Fall Zone 3(-40°)	○ ♀ ✂ ☼
tomentosa 'King Edward' •Small clusters of primrose-yellow flowers with fuzzy olive-green leaves	H4-10" W8-12"	Summer-Early Fall Zone 3(-40°)	○ ♀ ☼

Desert Eve Series This compact series is an upright, clump-forming, herbaceous perennial with finely-divided, dark green leaves. In summer, erect stems bear flat clusters of flowers.

'Deep Rose' •Large 4" rose flower heads on fragrant fern-like foliage	H12-18" W14-18"	Summer-Early Fall Zone 4(-30°)	○ ♀ ✂ ☼
'Red Improved' •Large 4" deep red flower heads grow over fragrant fern-like foliage	H12-18" W14-18"	Summer-Early Fall Zone 4(-30°)	○ ♀ ✂ ☼
'Terracotta' •Large 4" pale orange flower heads grow over fragrant fern-like foliage	H12-18" W14-18"	Summer-Early Fall Zone 4(-30°)	○ ♀ ✂ ☼
'Yellow' •Large 4" bright yellow flower heads grow over fragrant fern-like foliage	H12-18" W14-18"	Summer-Early Fall Zone 4(-30°)	○ ♀ ✂ ☼

New Vintage Series (millefolium) The Vintage Series contains deep colors that mature to attractive shades instead of fading to brown. Excellent rebloom. Tidy, tight habit makes them superior for containers and the garden.

'Red' •Showy flat-top red flowers with creamy white eyes	H12-14" W10-12"	Summer-Early Fall Zone 4(-30°)	○ ♀ ☼
'Rose' •Showy flat-top rose flowers with creamy white eyes	H12-14" W10-12"	Summer-Early Fall Zone 4(-30°)	○ ♀ ☼
'Violet' •Showy flat-top violet flowers with creamy white eyes	H12-14" W10-12"	Summer-Early Fall Zone 4(-30°)	○ ♀ ☼
'White' •Showy flat-top solid white flowers with creamy white eyes	H12-14" W10-12"	Summer-Early Fall Zone 4(-30°)	○ ♀ ☼

Tutti Fruitti Series (millefolium) Heat loving and very low-maintenance varieties. They are characterized by their uniform flowering, long bloom time, robust upright habit, and disease resistant foliage. They produce an abundant amount of large, colorful flower clusters on sturdy, compact stems.

'Pomegranate' •Rich velvety red flowers on outstanding robust upright foliage	H18-24" W12-18"	Summer-Early Fall Zone 4(-30°)	○ ♀ ☼
---	--------------------	-----------------------------------	-------



Acinos Alpine Rock Thyme

alpinus Alpine Rock Thyme •Forms a low cushioned mound with tiny green leaves. Clusters of bright magenta to purple flowers through most of the summer.	H4-8" W12-16"	Summer Zone 4(-30°)	○ ● ♀
---	------------------	------------------------	-------

Aconitum Monkshood Each flower is shaped like a helmet or hood, hence it's common name. Foliage is deeply cut, glossy and dark green. Foliage can irritate skin, leaves and roots are toxic.

carmichaelii 'Royal Flush' •Deep blue	H20-24" W12-24"	Mid Summer Zone 4(-30°)	○ ● ♀
fischeri Azure Monkshood •Lavender-blue	H18-24" W12-18"	Mid Summer Zone 4(-30°)	○ ● ♀
napellus Common Monkshood •Violet-blue	H36-42" W12-18"	Mid Summer Zone 4(-30°)	○ ● ♀

Aegopodium Bishops Weed

podagraria 'Variegatum' Snow on the Mtn. •Rapid spreading groundcover with green and white variegated foliage and white flowers. Will grow in difficult spots.	H6-14" W24-36"	Late Spring Zone 3(-40°)	● ● ♀
--	-------------------	-----------------------------	-------

Agastache Hyssop One of the most rewarding perennials to grow. These versatile perennials are excellent in the border, and are just as happy for the summer in a container. These flowers are attractive to hummingbirds and butterflies. Fragrant, drought tolerant. Tubular shaped flowers that are long blooming. All varieties have fragrant licorice like scent to the foliage.

























aurantiaca 'Coronado' •Highly aromatic, silver-green leaves and sunny yellow tubular blooms set aglow with orange streaks	H16-20" W12-18"	Summer Zone 4(-30°)	○ ● ♀
cana 'Blue Boa' •Luxurious, deep violet-blue flower spikes over green foliage	H24-32" W12-16"	Summer Zone 5(-20°)	○ ● ♀
cana 'Sonoran Sunset' •Large lavender rose tubular flowers on grey-green foliage	H14-16" W12-16"	Summer Zone 4(-30°)	○ ● ♀
'Pstessene-Coronado Red' •Brilliant crimson and maroon tubular shaped flowers, very unique bloom and compact habit	H14-18" W12-16"	Summer Zone 5(-20°)	○ ● ♀
rugosa 'Little Adder' •More compact and better branching produces purple lavender tubular shaped flowers	H12-18" W8-12"	Summer Zone 5(-20°)	○ ● ♀
rupestris 'Apache Sunset' •Forms a bushy clump, bearing short spikes of salmon-orange flowers, silvery aromatic foliage	H14-24" W12-18"	Summer Zone 4(-30°)	○ ● ♀

Arizona Series (hybrida) This series is native to North America and is well adapted to the mountainous and arid climates of the Western United States. Drought tolerant once established but intolerant of damp soils.

'Sandstone' •Orange colored plumes are dense with a sweet honey-mint scent, compact habit and long lasting	H8-12" W8-12"	Summer Zone 6(-10°)	○ ● ♀
'Sun' •First year flowering plant with yellow gold flowers with a compact and uniform habit	H8-12" W8-12"	Summer Zone 6(-10°)	○ ● ♀
'Sunset' •Flower spikes are the color of a desert sunset blending shades of orange, pink and lavender on a compact habit	H8-12" W8-12"	Summer Zone 6(-10°)	○ ● ♀















Kudos Series Very unique, super hardy with an impeccable habit and better disease resistance. This series is very tolerant of wet, cold soils. Bright cheery colors flower nonstop from midsummer into the autumn and they're easy to grow.

'Ambrosia' •Creamy coconut, pale orange and light rose pink spikes have a charming, airy appearance	H12-18" W12-16"	Summer-Fall Zone 5(-20°)	     
'Coral' •Warm, coral colored plumes are dense with a sweet honey-mint scent	H12-18" W12-16"	Summer-Fall Zone 5(-20°)	     
'Mandarin' •Bright orange plumes have a neat tight appearance for many months of the season	H12-18" W12-16"	Summer-Fall Zone 5(-20°)	     
'Silver Blue' •Soft and clear light blue flowers are held in plump spikes on deep green foliage	H12-18" W12-16"	Summer-Fall Zone 5(-20°)	     

Ajuga Bugleweed (reptans) A common perennial ground cover. It is fast growing and easy to grow. Most are very hardy, and have attractive leaves and lovely flowers. Can take morning sun.

'Black Scallop' •Lush dark burgundy-black foliage blankets the ground with blue flower spikes	H4-6" W10-24"	Spring Zone 3(-40°)	   
'Chocolate Chip' •Depending on the amount of sunlight, the leaves are a mix of rich chocolate-purple and green	H4-6" W8-10"	Spring Zone 3(-40°)	   
'Pink Lightning' •Clumps of attractive variegated foliage are topped in spring with lovely short spikes of mauv-pink flowers	H4-6" W10-12"	Spring Zone 3(-40°)	   
'Rainbow' •Shiny bronze foliage with flecks of green, red and gold with deep blue flowers	H4-6" W8-12"	Spring Zone 4(-30°)	   
'Silver Queen' •Variegated foliage that is a silvery green and cream, produces pale blue flowers	H4-6" W12-24"	Spring Zone 3(-40°)	   
'Sparkler' •Variegated foliage has thick, dark green shiny foliage covered in creamy white streaks, produces blue flowers	H4-6" W12-18"	Spring Zone 5(-20°)	   
'Sugar Plum' •Dense foliage that is variegated cream, silver-green and pink on large scalloped leaves, produces dark blue flowers	H4-6" W12-16"	Spring Zone 4(-30°)	   

Alcea Hollyhock (rosea) Stately short-lived perennial but will easily self-seed and can establish colonies in the garden that persist for years. Plant hollyhocks at the back of the border or along fences and walls.

'Halo Mix' •The majestic stems are lined with bi-color single flowers, each floret displaying a contrasting halo and glowing eye of purple, rose, red, salmon, yellow and white	H48-60" W18-24"	Summer Zone 4(-30°)	   
'Queeny Mix' •A dwarf double that produces a profusion of large, fully double blooms that are purple, rose, red, salmon, yellow and white	H24-30" W12-18"	Summer Zone 4(-30°)	   
'Summer Carnival Mix' •This cottage heirloom produces sturdy stems covered with semi-double and double blooms in bright clear shades of yellow, scarlet, rose, pink, white and rose-red	H36-48" W18-24"	Summer Zone 4(-30°)	   



Alcea *Hollyhock* (rosea) Continued

Chater's Series Saucer shaped double blossoms with medium green colored leaves that are round with lobed and pleated edges.

'Chamois-Rose' *New* •Bright light pink	H48-60" W24-36"	Summer Zone 4(-30°)	○ ● ✈ ☞
'Golden Yellow' *New* •Golden yellow	H48-60" W24-36"	Summer Zone 4(-30°)	○ ● ✈ ☞
'Maroon' *New* •Maroon blooms	H48-60" W24-36"	Summer Zone 4(-30°)	○ ● ✈ ☞
'Purple' •Rich rose-purple	H48-60" W24-36"	Summer Zone 4(-30°)	○ ● ✈ ☞
'Red' •Velvet-red	H48-60" W24-36"	Summer Zone 4(-30°)	○ ● ✈ ☞
'Salmon' •Salmon-pink	H48-60" W24-36"	Summer Zone 4(-30°)	○ ● ✈ ☞
'White' •White with small yellow centers	H48-60" W24-36"	Summer Zone 4(-30°)	○ ● ✈ ☞

Spotlight Series Single flowers are produced on tall, sturdy stalks

'Black Night' •Deep black-purple	H60-72" W18-24"	Summer Zone 4(-30°)	○ ● ✈ ☞
'Mars Magic' •Bright red	H60-72" W18-24"	Summer Zone 4(-30°)	○ ● ✈ ☞
'Polar Star' •Pure white	H60-72" W18-24"	Summer Zone 4(-30°)	○ ● ✈ ☞
'Radiant Rose' •Bright pink	H60-72" W18-24"	Summer Zone 4(-30°)	○ ● ✈ ☞
'Sunshine' •Bright yellow	H60-72" W18-24"	Summer Zone 4(-30°)	○ ● ✈ ☞

Alchemilla *Lady's Mantle* (mollis) Attractive lobed leaves that are creased like a fan. Good in rock gardens and as a ground cover. Grows well in dry shade.

'Auslese' •Green to bright chartreuse flowers appear in clusters above scalloped, gray-green foliage	H16-18" W18-24"	Late Spring Zone 3(-40°)	○ ● ● ☞
'Thriller' •Vivid golden yellow flowers held on stems in open sprays above the scalloped bright green leaves	H12-18" W12-18"	Late Spring Zone 3(-40°)	○ ● ● ☞

Allium Alliums have a lot to offer. From small alliums in a rainbow of colors that make a great show in the front of the garden to exotic-looking taller ones that look like fireworks. The garden Alliums are close relatives of onions and leeks, so deer don't love them.

'Millenium' •Compact, upright clump of thick glossy green leaves which emit a slight smell of onion when crushed. Grows bright rosy purple clusters of flowers on strong stems above the attractive foliage.	H14-20" W10-16"	Late summer Zone 5(-20°)	○ ● ☞ ☞
---	--------------------	-----------------------------	------------



Alyssum Madwort (*montanum*) Abundant mounds of rich, fragrant flowers on grey-green foliage. Stunning on rock walls and in borders. Drought tolerant once established.

'Golden Spring' •Nice golden yellow blooms, more frost and heat tolerant than other varieties	H6-8" W12-14"	Spring Zone 4(-30°)	○ ● ☼ ☼
'Luna' •This selection offers a vibrant, intense yellow which blooms earlier than other Alyssum	H4-6" W8-18"	Early Spring Zone 3(-40°)	○ ● ☼ ☼
'Mountain Gold' •This forms a low, trailing mound of silvery-gray leaves, bearing masses of bright yellow flowers	H8-10" W12-18"	Spring Zone 3(-40°)	○ ● ☼ ☼

Amsonia This plant does well in dry, open areas. Grows many branching stems from the base of the plant.

'Blue Ice' •The bright green, compact, slow spreading foliage forms the perfect background for the blossoms. Foliage turns a rich shade of yellow in fall. Finely textured and low maintenance. Produces blue star shaped tubular flowers.	H12-16" W18-24"	Late Spring Zone 4(-30°)	○ ☼
--	--------------------	-----------------------------	-----

Anacyclus Mat Daisy (*depressus*) Daisy-like white flowers with rose-pink on the reverse side. Forms a tight mat.

'Spring Carpet' •Forming a low mat of very fine, ferny, grey-green leaves. Short stems of white daisies appear in late spring, each with a yellow eye. The petals are painted red on the back. Use in rock gardens and containers.	H4-6" W12-16"	Late Spring Zone 4(-30°)	○ ☼
--	------------------	-----------------------------	-----

Anemone Windflower Dark green foliage with graceful upright flower stems that rise above the foliage.

'Curtain Call Pink' *New* •Bright rose-pink flowers appear in late summer positioned above a small mound of compact green foliage. Double row of pink petals and compact size makes it a perfect addition to fall containers.	H14-18" W16-18"	Late Summer Zone 4(-30°)	● ●
'Honorine Jobert' •This heirloom selection features large, white single blossoms on tall stems	H36-48" W18-30"	Fall Zone 5(-20°)	● ●
hupenhensis 'September Charm' •Single rose-pink flowers, each petal darker on the backside	H24-36" W24-36"	Fall Zone 4(-30°)	● ●
'Lucky Charm' •Dark violet sheen on new leaves which mature to a dark green with a violet underside and stems. The blooms bright pink with gold accents.	H30-36" W18-24"	Fall Zone 3(-40°)	● ●
'Queen Charlotte' •Masses of wide, open, semi-double rose pink flowers with golden stamens	H24-36" W24-36"	Fall Zone 5(-20°)	● ●
sylvestris 'Snowdrops' •Delicate nodding white flowers appear over a low mound of ferny foliage	H12-18" W12-18"	Spring Zone 3(-40°)	● ●
tomentosa 'Robustissima' •Vigorous spreading habit that forms a low mound of grape-like green leaves, pale pink blooms appear on sturdy branches above the foliage	H34-46" W22-34"	Late Summer Zone 3(-40°)	● ●
'Whirlwind' •Very large semi-double snow-white blossoms. Growth habit is vigorous and large with dark green foliage. Can handle more sun compared to other Anemone's.	H24-36" W24-36"	Fall Zone 3(-40°)	● ●

Perennials



PERENNIAL
FAVORITES

Aquilegia *Columbine* Old-fashioned flower available in a variety of sizes and colors with long-spurred flowers.

caerulea <i>Rocky Mountain</i> •Blue and white. Native and Waterwise	H12-18" W12-16"	Spring Zone 3(-40°)	○ ● ● ✈ ✂ 🦌
flabellata 'Cameo Mix' •The flowers are produced in shades of blue, pink, and white that blanket this dwarf compact plant	H2-6" W8-12"	Spring Zone 3(-40°)	○ ● ● ✈ ✂ 🦌
Clementine Series (<i>vulgaris</i>) Large doubled flowers that grow with an upright habit with a lush mound of foliage. Upward facing, similar to Clematis.			
'Blue' •Large blue spurless flowers	H14-18" W12-16"	Spring Zone 3(-40°)	○ ● ● ✈ ✂ 🦌
'Dark Purple' •Large dark purple spurless flowers	H14-18" W12-16"	Spring Zone 3(-40°)	○ ● ● ✈ ✂ 🦌
'Red' •Large dark red spurless flowers	H14-18" W12-16"	Spring Zone 3(-40°)	○ ● ● ✈ ✂ 🦌
'Salmon Rose' •Large salmon-pink spurless flowers	H14-18" W12-16"	Spring Zone 3(-40°)	○ ● ● ✈ ✂ 🦌
Origami Series (<i>caerulea</i>) Very early blooming. Masses of 3" blooms appear on neat and compact plants that can last up to 12 weeks. Large single flowers.			
'Blue and White' •Elegant blue and white blooms with yellow stamens that face upward	H14-16" W14-16"	Early Spring Zone 3(-40°)	○ ● ● ✈ ✂ 🦌
'Mix' •Large 3" flowers in a variety of colors including blue, pink, red, white and yellow with yellow stamens	H14-16" W14-16"	Early Spring Zone 3(-40°)	○ ● ● ✈ ✂ 🦌
'Red and White' •Elegant red and white blooms with yellow stamens that face upward	H14-16" W14-16"	Early Spring Zone 3(-40°)	○ ● ● ✈ ✂ 🦌
'Rose and White' •Elegant rose and white blooms with yellow stamens that face upward	H14-16" W14-16"	Early Spring Zone 3(-40°)	○ ● ● ✈ ✂ 🦌
'Yellow' •Solid yellow blooms that face upward	H14-16" W14-16"	Early Spring Zone 3(-40°)	○ ● ● ✈ ✂ 🦌
Songbird Series This series has large bi-colored upward facing blooms and are some of the most colorful Aquilegia on the market.			
'Mix' •Selected for its compact habit and large, bi-colored upward facing flowers of purple, white, rose, and blue	H12-24" W12-18"	Spring Zone 3(-40°)	○ ● ● ✈ ✂ 🦌
Winky Series Compact plants with double upward facing blooms.			
'Dark Blue & White' •Open facing double blooms of blue and white that open in abundance	H18-24" W12-18"	Spring Zone 3(-40°)	○ ● ● ✈ ✂ 🦌
'Mix' •Gorgeous colorful mix that come in color combinations of red/white, purple/white, blue/white and rose/white	H18-24" W12-18"	Spring Zone 3(-40°)	○ ● ● ✈ ✂ 🦌
'Purple & White' •Produces double flowers in contrasting shades of deep violet and white on compact plants	H18-24" W12-18"	Spring Zone 3(-40°)	○ ● ● ✈ ✂ 🦌
'Red & White' •Produces small, double red and white flowers on uniform sturdy plants	H18-24" W12-18"	Spring Zone 3(-40°)	○ ● ● ✈ ✂ 🦌

Perennials



'Rose' •This variety is a long-blooming compact plant with solid rose colored blossoms grown on sturdy stems	H18-24" W12-18"	Spring Zone 3(-40°)	
'Sky Blue' •Abundance of upright-facing light blue flowers with strong stems and a vigorous, bushy habit	H18-24" W12-18"	Spring Zone 3(-40°)	
Arabis Rockcress Grows loose spreading rosettes of small, greyish green leaves. Fragrant, groundcover, long blooming. Cut back after flowering for denser foliage. Flowers form above the foliage. Great for rock gardens and front edging on a border.			
blepharophylla 'Red Sensation' •This forms a low rosette of green leaves with taller stems coming from the center that hold clusters of sweetly fragrant, crimson flowers	H6-8" W6-18"	Spring Zone 5(-20°)	
blepharophylla 'Spring Charm' •A dwarf mat forming evergreen with soft green leaves that grow masses of bright clusters of rosy pink flowers	H6-8" W8-10"	Early Spring Zone 3(-40°)	
caucasica 'Lottie Deep Rose' •Forms a very uniform tightly mounded cushion of bright green foliage that becomes completely covered in vibrant magenta pink blossoms	H4-6" W6-8"	Spring Zone 3(-40°)	
caucasica 'Snowfix' •An evergreen mound of soft grey-green foliage that reaches 6" tall and in early spring tufts of pure white flowers will cover the foliage	H4-6" W6-8"	Early Spring Zone 3(-40°)	
Arenaria Sandwort These plants have narrow glossy green leaves that form mats of foliage. In mid-spring the plant is blanketed by 1/2" wide white flowers. Great for rock gardens and borders. Drought tolerant once established.			
montana 'Avalanche' •Large white flowers and lance-shaped gray-green leaves appear on uniform, compact plants	H4-8" W8-12"	Mid Spring Zone 3(-40°)	
montana 'Lemon Ice' •Forms a low evergreen cushion of grey-green leaves, bearing loads of bright yellow buds that open to large lemon-yellow flowers	H6-8" W8-12"	Mid Spring Zone 4(-30°)	
montana 'Wallowa Mountain' •This incredible plant grows as a zeric moss in the sun. Blooms are inconspicuous and grows as a light bright green mat of very tiny evergreen leaves. Use as a small ground cover, as a crack filler between flagstones or paving stones.	H1-2" W10-16"	inconspicuous Zone 4(-30°)	
Armeria Thrift Compact tufts of evergreen, grass-like foliage with sturdy, wiry stems of globe-shaped flowers. Good for rock gardens and borders.			
'Nifty Thrifty' •Forms a low grassy mound of green and white striped leaves, bearing short stems of bright pink pompom flowers	H6-10" W4-6"	Late Spring Zone 5(-20°)	
maritima 'Rubrifolia' •Forms a low tufted mound of grassy purple-black leaves with contrasting magenta-pink pompom flowers	H6-10" W6-12"	Late Spring Zone 3(-40°)	
maritima 'Splendens' •The dome of blade-like dark green foliage becomes covered with wine red blooms	H10-12" W6-12"	Late Spring Zone 3(-40°)	
pseudarmeria 'Red' *New* •A compact, clump-forming, evergreen perennial with erect stems bearing rounded, red flower heads	H12-14" W12-16"	Summer-Fall Zone 5(-10°)	

Perennials



PERENNIAL
FAVORITES

Artemisia Sage Wormwood or Mugwort The foliage is aromatic and the texture of these plants really add to the landscape. Most have silver foliage. The blooms are insignificant.

'Powis Castle' •Silver foliage that has a shrubby feathery look	H24-36" W24-36"	Insignificant Zone 4(-30°)	○ ☀ ☹
schmidtiana 'Nana' Silver Mound •Soft finely cut silver foliage that forms a nice mound	H10-18" W12-20"	Insignificant Zone 4(-30°)	○ ☀ ☹
tridentata-tridentata Basin Big Sagebrush •Ferny silver foliage and can be extremely long lived <u>Native and Waterwise</u>	H36-120" W36-120"	Insignificant Zone 3(-40°)	○ ☀
tridentata-vaseyana Mountain Big Sagebrush •Ferny silver foliage	H24-60" W36-48"	Insignificant Zone 3(-40°)	○ ☀
versicolor 'Sea Foam' •Sea Foam has frothy curled silver foliage. A vigorous groundcover in hot, sunny areas, it will occasionally bloom with attractive silver and yellow flower spikes.	H16-18" W18-26"	Summer Zone 4(-30°)	○ ☀ ☹

Aruncus Goatsbeard Related to Spirea and are native to mountainous wooded regions of North America. Adaptable to various soil types. Moisture loving with lacy foliage

aethusifolius 'Misty Lace' •A compact variety noted for its reduced statue, and increased humidity tolerance. Large creamy white plumes on red stems wave above the fern-like leaves.	H22-30" W18-24"	Early Summer Zone 4(-30°)	● ☀ ☹ ☹ ✂ ☹
dioicus 'Kneiffii' •Plants form a medium-sized mound of finely-cut green leaves that produce creamy-white plumes of flowers	H20-32" W20-28"	Early Summer Zone 3(-40°)	● ☀ ☹ ☹ ✂ ☹

Asclepias Butterfly Weed Host plant for Monarch Butterflies. Butterfly weed is a tuberous rooted perennial which produces flowers atop upright stems with narrow, lance-shaped leaves. It has a long bloom period.

tuberosa Butterfly Weed •Bright orange to yellow-orange flowers	H24-36" W24-30"	Summer Zone 4(-30°)	○ ☀ ☹ ☀ ☹
---	--------------------	------------------------	--------------

Aster Michaelmas Daisy Reliable plants with daisy-like flowers. They have abundant blooms with different heights and bloom times. Some varieties are woody.

Spring Blooming Aster

alpinus Alpine •White, pink, and purple with a yellow center	H8-12" W8-12"	Spring Zone 3(-40°)	○ ☀ ☹ ✂ ☹
--	------------------	------------------------	--------------

Summer Blooming Aster



frikartii 'Monch' •Elegant, cool lavender blue single flowers with gold centers occur on upright, freely branching stems	H24-30" W24-30"	Summer Zone 5(-20°)	○ ☀ ☹ ☹
--	--------------------	------------------------	------------

Fall Blooming Woody Aster

novi-belgii 'Professor Anton Kippenburg' •Plants form a bushy clump, bearing loads of small daisy type flowers that are semi-double clear blue with a yellow center	H12-18" W12-18"	Fall Zone 4(-30°)	○ ☹ ☹
novi-belgii 'Purple Dome' •Beautiful vivid purple daisy-like flowers on a compact habit	H18-24" W18-24"	Fall Zone 3(-40°)	○ ☹ ☹
novi-belgii 'Vibrant Dome' •Rosy pink	H14-20" W24-30"	Fall Zone 3(-40°)	○ ☹ ☹



Wood's Series (dumosus) Fall Blooming Aster Semi double flowers with yellow centers. Resistant to powdery mildew and rust.

'Light Blue' •Attractive rust resistant foliage, compact plants, clear light blue flower	H12-18" W12-18"	Fall Zone 3(-40°)	   
'Pink' •Densely packed clusters of lovely clear pink, semi-double flowers grow on a dwarf, compact habit	H12-18" W12-18"	Fall Zone 3(-40°)	   
'Purple' •Densely packed clusters of charming purple, semi-double flowers grow on a dwarf, compact habit	H12-18" W12-18"	Fall Zone 3(-40°)	   
Fall Aster (Fall Availability Only)			
'Believer' •Dark intense blue	H12-24" W12-24"	Fall Zone 4(-30°)	  
'Blue Henry I' •Lavender-blue with a double flower	H12-24" W12-24"	Fall Zone 4(-30°)	  
'Daydream' •Lavender light blue	H12-24" W12-24"	Fall Zone 4(-30°)	  
'Days' •Blue	H12-16" W12-24"	Fall Zone 4(-30°)	  
'Dragon' •Light blue	H12-24" W12-24"	Fall Zone 4(-30°)	  
'Hazy' •Dark rose	H12-16" W12-24"	Fall Zone 4(-30°)	  
'Henry I' •Purple with a double flower	H12-16" W12-24"	Fall Zone 4(-30°)	  
'Henry III' •Purple with a double flower	H12-16" W12-24"	Fall Zone 4(-30°)	  
'Magic Purple' •Dark purple-blue	H24-30" W18-24"	Fall Zone 4(-30°)	  
'Marie III' •Dark pink with a double flower	H12-18" W12-24"	Fall Zone 4(-30°)	  
'Peter III' •Light blue with a double flower	H24-30" W12-24"	Fall Zone 4(-30°)	  
'Pink Henry I' •Pink with a double flower	H24-30" W12-24"	Fall Zone 4(-30°)	  
'Twist' •Light blue	H24-30" W12-24"	Fall Zone 4(-30°)	  



Aster *Michaelmas Daisy* Continued

Kickin' Series (dumosus) (Fall Availability Only) Form is a very full, bushy, short mound of finely textured green foliage. The plants live up to their name.

'Carmine Red' •Magenta-red	H12-20" W12-20"	Fall Zone 5(-20°)	○ ●✂️🦌
'Lilac Blue' •Purple-blue	H12-20" W12-20"	Fall Zone 5(-20°)	○ ●✂️🦌
'Pink Chiffon' •Pink	H12-20" W12-20"	Fall Zone 5(-20°)	○ ●✂️🦌
'Purple' •Purple	H12-20" W12-20"	Fall Zone 5(-20°)	○ ●✂️🦌
'Silver Pink' •Pale pink	H12-20" W12-20"	Fall Zone 5(-20°)	○ ●✂️🦌

Astilbe *False Spirea* Native to the far east, these beautiful plants and their hybrids have revolutionized the perennial possibilities of moist, shaded American gardens. Astilbes are companions of ferns and impatiens--they're some of the few flowers that make big color in full or partial shade.

arendsii 'Augustleuchten' <i>August Light</i> •Long, scarlet red feathery plumes grow above the foliage which emerges deep red in spring	H26-30" W14-24"	Summer Zone 4(-30°)	●◐ ●✂️🦌
arendsii 'Bressingham Beauty' •This taller variety has long, arching deep-pink plumes of flowers, over a mound of elegant, lacy green leaves	H32-38" W24-30"	Early Summer Zone 4(-30°)	●◐ ●✂️🦌
arendsii 'Burgundy Red' •Dark red scapes carry raspberry colored buds which open to rich burgundy red, flower plumes, as the flowers age, they turn a vibrant shade of fuchsia	H18-24" W12-20"	Early Summer Zone 4(-30°)	●◐ ●✂️🦌
arendsii 'Deutschland' •Graceful, airy mounds with showy plumes of white feathery flowers	H22-30" W18-24"	Summer Zone 4(-30°)	●◐ ●✂️🦌
arendsii 'Snowdrift' •This selection features feathery, pure white plumes of flowers, over a compact mound of elegant, lacy green leaves	H20-24" W16-20"	Summer Zone 4(-30°)	●◐ ●✂️🦌
chinensis 'Maggie Daley' •Lavender pink flowers rise above lacy, fern-like foliage which forms on airy network beneath	H16-20" W16-20"	Summer Zone 4(-30°)	●◐ ●✂️🦌
chinensis 'Milk and Honey' •Creamy white plumes turn light pink as they age with bushy foliage appearing slightly marbled with green and silver.	H24-30" W18-20"	Summer Zone 4(-30°)	●◐ ●✂️🦌
chinensis 'Rise and Shine' •Huge 8" hot pink plumes provide texture and outstanding color over compact green foliage	H12-18" W12-18"	Summer Zone 4(-30°)	●◐ ●✂️🦌
chinensis 'Visions in Red' •Pink to red plumes are sweetly fragrant with a dense, pyramidal shape over large, clear green leaves with a coarse texture	H12-18" W12-18"	Summer Zone 4(-30°)	●◐ ●✂️🦌
'Delft Lace' •This beautiful plant forms a robust clump of lacy, deep blue-green, waxy foliage with red highlights. Foliage displays some burgundy fall color. Red buds open to a soft apricot pink.	H24-36" W18-24"	Summer Zone 4(-30°)	●◐ ●✂️🦌
japonica 'Red Sentinel' •Lacy panicles hold scarlet-red flowers above glossy green foliage	H20-24" W12-18"	Summer Zone 4(-30°)	●◐ ●✂️🦌

LEGEND: 🦋=Pollinator • ✂️=Cut Flower • 🌵=Drought Resistant • 🦌=Deer Resistant • Z=USDA Zone
○=Full Sun • ◐=Part Sun • ●=Full Shade • H=Height of foliage/flower • W=Width of foliage



Astrantia Masterwort Large clusters of long lasting flowers with a vigorous growth habit. Plants have dark green glossy compact foliage. Wonderful in fresh or dried arrangements. Has heads of pincushion flowers.

major 'Roma' •Produces large, silver-pink flowers that are surrounded by greenish wine-red bracts. Excellent filler plant for a moist area in sun or shade. Flowers may be cut fresh, or used for dried arrangements. Easily divided in early spring. Remove faded flowers to encourage more buds, also to prevent self seeding.	H20-28" W18-24"	Summer Zone 3(-40°)	○ ● ✂
--	--------------------	------------------------	-------

Star Series (major)

'Beauty' •White with red-purple tips	H18-24" W18-24"	Summer Zone 4(-30°)	○ ● ✂
'Billion' •White with green tips	H18-24" W18-24"	Summer Zone 4(-30°)	○ ● ✂
'Fire' •Dark red	H24-30" W18-24"	Summer Zone 4(-30°)	○ ● ✂
'Treasure' •Red	H18-24" W18-24"	Summer Zone 4(-30°)	○ ● ✂

Aubrieta Rockcress Extremely popular rock garden plants, and a familiar sight in the spring garden. They form a low cushion of evergreen leaves, literally smothered by flowers for several weeks. Makes a good border plant with its spreading growth habit.

Audrey Series More vigorous, branching and compact. The flowers are larger, and bloom longer than other varieties.

'Deep Blue' •Uniform, compact plant with dark blue flowers	H6-8" W18-24"	Spring Zone 4(-30°)	○ 🦋
'Deep Purple Compact' •Uniform, compact and mounded habit produces vibrant dark purple flowers	H6-8" W18-24"	Spring Zone 4(-30°)	○ 🦋
'Light Blue' *New* •Uniform, compact and mounded habit producing light blue flowers	H6-8" W18-24"	Spring Zone 4(-30°)	○ 🦋
'Red' •A compact alpine with large, beautiful purple and red flowers above trailing mats of grey-green foliage	H6-8" W18-24"	Spring Zone 4(-30°)	○ 🦋

Axcent Series Compact with large flowers. Better heat and disease resistance. Vigor exceeds other varieties.

'Dark Red' •Large dark red blooms are displayed on a naturally compact plant with grey-green leaves	H4-6" W12-18"	Spring Zone 4(-30°)	○ 🦋
'Deep Purple' •Large dark purple blooms are displayed on a naturally compact plant with gray green leaves	H4-6" W12-18"	Spring Zone 4(-30°)	○ 🦋
'Lilac' •Large lilac blooms are displayed on a naturally compact plant with grey-green leaves	H4-6" W12-18"	Spring Zone 4(-30°)	○ 🦋
'Violet Eye' •Large violet blooms with yellow centers are displayed on a naturally compact plant with grey-green leaves	H4-6" W12-18"	Spring Zone 4(-30°)	○ 🦋

Aurinia Basket of Gold A rock garden plant with silver-grey foliage.

saxatilis 'Compacta' •This forms a low bushy mound of gray-green leaves, smothered in masses of tiny, bright golden-yellow flowers	H8-10" W8-12"	Spring Zone 3(-40°)	○ 🦋 🌱
saxatilis 'Summit' •A well-behaved and disease resistant groundcover prized for its rousing floral display of tiny, golden yellow flowers borne just above the foliage. It forms fairly large mounds of silvery-green leaves.	H8-10" W14-20"	Spring Zone 3(-40°)	○ 🦋 🌱

Perennials



PERENNIAL
FAVORITES

Baptisia False Indigo Blue green foliage is topped with spires of lupine-like flowers that rise above the foliage. Baptisia is exceptionally long-lived. Black seedpods appear after the flowers are through blooming.

'American Goldfinch' *New* •Gorgeous, golden yellow flower spikes rise up above its wide habit. Very floriferous.	H36-48" W36-48"	Late Spring-Summer Zone 4(-30°)	○ ● ✂ 🦌
'Indigo Spires' •Long spikes of deep violet purple flowers accented by a yellow keel are borne on all sides of densely branched, fully rounded clump of blue green foliage	H42-48" W36-48"	Late Spring-Summer Zone 4(-30°)	○ ● 🦌
'Pink Truffles' *New* •Clear soft pink blossoms with a pale yellow keel	H30-48" W30-36"	Late Spring-Summer Zone 4(-30°)	○ ● ✂ 🌵

Belamcanda Blackberry Lily Produces a profusion of star-shaped flowers, and its season of interest is extended into fall with the interesting seed pods which develop. Tan, pear-shaped pods burst open to reveal clusters of black seeds resembling blackberries, hence the common name.

chinensis Blackberry Lily •A profusion of unique star shaped flowers about 2" wide, varying in color from bright yellow-orange to near red produced on compact plants	H24-36" W16-20"	Late Summer Zone 4(-30°)	○ ●
---	--------------------	-----------------------------	-----

Bellis English Daisy This is an old-fashioned favorite even though they are biennial, usually lasting long through the season. These plants will reseed to provide future generations. Removing faded flowers regularly will keep plants blooming well into the summer. It has plump rosettes. Use as a border or ground cover.

perennis 'Rominette Mix' •Wonderful early flowering produces many large, double, cushion-like daisies in shades of red, rose and white	H6-8" W6-8"	Early Spring Zone 4(-30°)	○ ●
perennis 'Speedstar Mix' •Yellow-eyed semi-double daisies with red, white, and rose petals	H4-6" W6-8"	Early Spring Zone 4(-30°)	○ ●
perennis 'Tasso Mix' •Red, pink, and white mix	H6-8" W6-8"	Early Spring Zone 4(-30°)	○ ●
perennis 'Tasso Strawberries and Cream' •White and pink mix	H6-8" W6-8"	Early Spring Zone 4(-30°)	○ ●

Bergenia Pig Squeak Large rosettes of shiny evergreen, cabbage-like leaves have a leathery appearance. Use as a ground cover. This plant gets its common name from the sound the leaf makes when rubbed between two fingers.

cordifolia 'Red Beauty' •Showy deep purple-red flower clusters bloom on heavy stems of thick evergreen foliage that turns burgundy in fall and winter	H12-16" W8-12"	Spring Zone 3(-40°)	○ ● ✂ 🦌
cordifolia 'Winter Glow' •Rose-red blooms and big glossy leaves that turn dark burgundy in fall and winter	H12-16" W12-18"	Spring Zone 3(-40°)	○ ● ✂ 🦌
'Dragonfly Angel Kiss' •Semi-double flowers emerge snow white and take on a light pink glow as they mature, foliage forms a low clump of green leaves, which develop dark, red-purple tones in winter	H8-10" W10-12"	Spring Zone 3(-40°)	○ ● ✂ 🦌
'Dragonfly Sakura' •Compact habit with double to semi-double pink flowers that will remind you of cherry blossoms	H8-10" W10-12"	Spring Zone 3(-40°)	○ ● ✂ 🦌
'Flirt' •Clean shiny foliage and short stems of large deep pink flowers give a very showy spring display	H6-12" W6-10"	Spring Zone 3(-40°)	○ ● ✂ 🦌
'Pink Dragonfly' •Forms a low clump of green leaves which develop plum-red tones through the season and produces bell-shaped coral-pink flowers	H8-10" W10-12"	Spring Zone 3(-40°)	○ ● ✂ 🦌



Berlandiera *Chocolate Flower*

lyrata Chocolate Flower

•Low growing plant with lobed-shaped leaves and a mounding form. Flowers are yellow with a dark center and fragrant with a slight hint of chocolate. **Native and Waterwise**

H14-18"
W12-18"

Summer
Zone 4(-30°)



Brunnera *Heartleaf Alkanet* Large heart-shaped leaves that love moist shady sites. They produce tiny forget-me-not flowers. Great for woodland settings.

macrophylla 'Alexander's Great'

•Blue flowers with large silver and green veining on the foliage

H14-18"
W28-30"

Early Summer
Zone 4(-30°)



macrophylla 'Emerald Mist'

•Forms a mound of large heart-shaped green leaves with a wide banding of silver near the outside edge. Produces sprays of bright blue Forget-me-not flowers.

H12-16"
W12-18"

Early Summer
Zone 4(-30°)



macrophylla 'Hadspen Cream'

•Blue flowers with cream edged foliage

H12-18"
W14-18"

Early Summer
Zone 4(-30°)



macrophylla Heartleaf Alkanet

•Blue flowers with green foliage

H12-18"
W14-18"

Early Summer
Zone 4(-30°)



macrophylla 'Jack Frost'

•Blue flowers with silver foliage and green veining

H12-18"
W14-18"

Early Summer
Zone 4(-30°)



macrophylla 'Looking Glass'

•Blue flowers with pure silver foliage

H12-18"
W14-18"

Early Summer
Zone 4(-30°)



macrophylla 'King's Ransom'

•Blue flowers with silver foliage, green veining, and yellow margins

H10-12"
W14-18"

Early Summer
Zone 4(-30°)



macrophylla 'Variegata'

•Bold irregular creamy white leaf margins with a pale blue-green center. Best used as a groundcover. White leaf margins will quickly burn in the sun.

H12-15"
W12-15"

Early Summer
Zone 4(-30°)



Buddleia *Butterfly Bush* Lance shaped gray-green leaves . Fragrant, colorful, summer flowering shrubs that respond well to heavy pruning in the spring. They are profuse bloomers with a very strong scent. A must have for pollinators.

Buzz Series *davidii* Dwarf series and more compact habit than traditional Butterfly Bush. They still produce full size flower spikes up to 10" in length.

'Hot Raspberry'

•Bright raspberry-pink

H36-60"
W36-48"

Summer
Zone 4(-30°)



'Ivory'

•Graceful, tapering white flower spikes

H36-60"
W36-48"

Summer
Zone 4(-30°)



'Lavender'

•Lavender flower spikes

H36-60"
W36-48"

Summer
Zone 4(-30°)



'Magenta Improved'

•Magenta flower spikes

H36-60"
W36-48"

Summer
Zone 4(-30°)



'Purple'

•Purple flower spikes

H36-60"
W36-48"

Summer
Zone 4(-30°)



'Sky Blue'

•Sky blue flower spikes

H36-60"
W36-48"

Summer
Zone 4(-30°)



'Velvet'

•Deep rose-pink flower spikes

H36-60"
W36-48"

Summer
Zone 4(-30°)





Callirhoe *Prairie Winecups*

involucrata Winecups

•Ground cover with attractive dark green, leathery leaves. Flowers are a magenta-wine color blooming on upright stems. Great for hot dry areas. **Native and Waterwise**

H4-8"
W24-30"

Summer
Zone 4(-30°)



Campanula Bellflower Popular plants, ranging in heights from short to tall. The blue varieties were formerly used in the manufacturing of blue dye for tartans.

'Birch Hybrid'

•A profusion of lavender-blue, fluted bell-shaped flowers smother the bright evergreen foliage. Makes a good groundcover, and can also be used in containers, rock gardens, on slopes or in crevices.

H4-6"
W10-12"

Spring-Late
Summer
Zone 4(-30°)



carpatica 'Blue Clips'

•Cup-shaped, upward facing blue flowers. Dark green foliage, forms compact rounded clumps. Dead-head for continuous bloom.

H6-10"
W8-12"

Late Spring-
Summer
Zone 4(-30°)



carpatica 'Rapido Blue'

•This is a mounding plant with with small dark green foliage and an abundance of blue flowers, a good rock garden variety

H4-8"
W4-8"

Late Spring-
Summer
Zone 3(-40°)



carpatica 'Rapido White'

•This is a mounding plant with small dark green foliage and an abundance of white flowers, a good rock garden variety

H4-8"
W4-8"

Late Spring-
Summer
Zone 3(-40°)



carpatica 'Uniform Blue'

•Lavender-blue bell-shaped flowers form at the end of stems. Its round leaves remain emerald green in color throughout the season. A dense herbaceous perennial with a mounded form.

H6-8"
W6-12"

Mid Summer
Zone 4(-30°)



carpatica 'Uniform White' *New*

•Clear white

H6-8"
W6-12"

Mid Summer
Zone 4(-30°)



carpatica 'White Clips'

•Cup-shaped, upward facing white flowers. Dark green foliage, forms compact rounded clumps. Dead head for continuous bloom.

H6-12"
W8-12"

Summer
Zone 4(-30°)



garganica 'Dickson's Gold'

•Striking bright gold, toothed leaves form a compact clump. The color is lime green if grown in part shade. Lavender-blue, star-shaped, upward-facing flowers smother the foliage.

H4-6"
W12-18"

Late Spring-
Summer
Zone 4(-30°)



glomerata 'Genti Twisterbell' *New*

•Mid-size habit and forms a mound that produces taller stems that bear large, unique, blue and white bi-color flower clusters

H16-18"
W16-18"

Late Spring-
Summer
Zone 4(-30°)



glomerata 'Genti White' *New*

•Mid-size habit and forms a mound that produces taller stems that bear large clear white flowers

H16-18"
W12-18"

Late Spring-
Summer
Zone 4(-30°)



glomerata 'Superba'

•Tall upright stems appear bearing large, showy clusters of rich purple funnel-shaped flowers. Foliage is dark green and mounding.

H24-30"
W22-26"

Late Spring-
Summer
Zone 4(-30°)



glomerata Superba Alba'

•Tall upright stems appear bearing large, showy clusters of pure white funnel-shaped flowers. Foliage is dark green and mounding.

H24-30"
W22-26"

Late Spring-
Summer
Zone 4(-30°)



persicifolia 'Takion Blue'

•Upward and outward facing blue bell-shaped flowers on strong dark green glossy stems and foliage.

H16-20"
W12-24"

Summer
Zone 4(-30°)



persicifolia 'Takion White'

•Upward and outward facing white bell-shaped flowers on strong dark green glossy stems and foliage.

H16-20"
W12-24"

Summer
Zone 4(-30°)



poscharskyana 'Blue Rivulet'

•Compact variety with small heart shaped leaves, bearing loads of star shaped lavender-blue flowers with white centers

H6-8"
W10-12"

Late Spring-
Summer
Zone 5(-20°)





poscharskyana 'Blue Waterfall' •Violet-blue, star-shaped, upward-facing flowers smother the dark green glossy foliage. A vigorous spreader that can be used as a groundcover.	H6-10" W18-24"	Late Spring-Summer Zone 4(-30°)	
rotundifolia 'Thumbell Violet' *New* •Graceful, slender stems, usually in clusters appear with bell-shaped violet-blue flowers that bloom continuously from early summer on	H10-12" W10-12"	Spring -Summer Zone 4(-30°)	
rotundifolia 'Thumbell White' •Graceful, slender stems, usually in clusters appear with bell-shaped white flowers that hang down slightly at the top of the stems. Foliage is green.	H10-12" W10-12"	Spring -Summer Zone 4(-30°)	
Caryopteris Bluebeard Attractive, compact, mounding deciduous shrub used in borders or along walks. Very fragrant and showy flowers.			
clandonensis 'Dark Knight' •Dark purple-blue	H36-48" W36-48"	Summer Zone 5(-20°)	
clandonensis 'First Choice' •Dark purple-blue	H24-36" W24-36"	Summer Zone 6(-10°)	
clandonensis 'Good As Gold' •A compact and dense dome of golden yellow foliage that produces bluish-purple flowers in late summer	H36-48" W36-48"	Summer Zone 6(-10°)	
clandonensis 'Grand Bleu' •Deep green foliage that is topped by deep intense blue-purple flowers	H24-36" W24-36"	Summer Zone 6(-10°)	
Catanache Cupid's Dart The papery bright blue dandelion-shaped blossoms are excellent for cutting, fresh or dried. Plants form a low clump of narrow grey-green hairy leaves, flowers appearing on the taller upright stems.			
caerulea 'Amor Blue' •Elegant fine blue flowers on slender stems with narrow foliage	H20-26" W8-12"	Summer Zone 5(-20°)	
Centaurea Bachelor's Button Has showy heads of shaggy flowers. Forms a bushy clump of grey-green leaves. Will grow in most soil types.			
montana 'Amethyst Dream' •Very large dark purple flowers on a compact habit makes this extremely colorful when in bloom	H14-18" W24-28"	Summer Zone 4(-30°)	
montana Blue Bachelor's Button •Plants produce a display of clear blue shaggy flowers	H12-24" W18-24"	Summer Zone 4(-30°)	
montana 'Gold Bullion' •Unusual spidery shaped deep blue flowers form on upright stems with bright chartreuse foliage	H12-18" W12-24"	Summer Zone 4(-30°)	
montana 'Lavender Mist' •Has a longer bloom time and will re-flower from existing foliage. Produces flowers of white with lavender centers	H16-18" W16-18"	Summer Zone 4(-30°)	
Centranthus Jupiter's Beard Long blooming plants except during the heat of summer. Deadhead after spring bloom for better appearances. Reseeds some. Quite drought tolerant but will still do well in medium and high water use areas. Blue-green leaves.			
ruber 'Alba' •Small, star-shaped, white flowers appear in dense clusters	H24-30" W18-24"	Late Spring-Fall Zone 5(-20°)	
ruber •This is a well-branched, bushy, clump-forming, woody-based perennial which is valued for its ability to produce showy blooms in poor soils. Small, star-shaped, rose red flowers appear in dense clusters atop upright to relaxed stems. Will self seed and spread without deadheading.	H18-36" W18-24"	Late Spring-Fall Zone 5(-20°)	



Cerastium *Snow in Summer* Slow growing plant that forms a low mat of dense fuzzy silvery grey foliage. Short stems of star shaped flowers bloom in the spring. Tolerates drought and poor soils.

tomentosa 'Yo Yo' •Smaller, more restrained variety, enveloped with glowing white flowers in early to mid summer. The woolly gray foliage holds up well in difficult dry spots.	H6-8" W12-18"	Late Spring Zone 3(-40°)	○ ☞ ☹
---	------------------	-----------------------------	-------

Ceratostigma

plumbaginoides <i>Plumbago</i> •Slow growing groundcover with brilliant blue flowers. Glossy green foliage in summer, turning bronze to red in fall.	H8-12" W14-18"	Late Summer-Fall Zone 5(-20°)	○ ● ● ☞ ☹ ☹
--	-------------------	----------------------------------	----------------

Cercocarpus

intricatus <i>Littleleaf Mt. Mahogany</i> •Slow growing, intricately branched shrub with compact growth habit. Responds well to pruning. Small, shiny, evergreen leaves have a leathery appearance. Flowers are inconspicuous. Grows best in rocky, dry, well drained soil. Good browse shrub for deer and elk. <u>Native and Waterwise</u>	H72-96" W48-72"	Spring Zone 3(-40°)	○ ☞
ledifolius <i>Curl-leaf Mt. Mahogany</i> •Evergreen foliage contrasts nicely with whitish bark. Long-lived plants. The bark measures up to 1" thick. Flowers are inconspicuous. Grows best in rocky, dry, well drained soil. Good browse shrub for deer and elk. <u>Native and Waterwise</u>	H60-120" W72-144"	Spring Zone 3(-40°)	○ ☞
montanus <i>True Mt. Mahogany</i> •Deciduous, lower-growing variety with dense, symmetrical growth habit. Small yellow flowers. Good adaptability for landscapes.	H60-120" W72-120"	Late Spring-Summer Zone 3(-40°)	○ ☞

Chamaebatiaria *Fernbush*

millefolium <i>Fernbush</i> •Intensely aromatic lacy foliage adorned with snowy white flowers and reddish flaky bark. Makes a formal mound with light pruning. Attractive winter seed heads and habit. A tough western shrub. <u>Native and Waterwise</u>	H48-72" W72-96"	Summer Zone 4(-30°)	○ ● ● ☹
--	--------------------	------------------------	---------

Chrysothamnus *Rabbitbrush*

nauseosus <i>Rubber Rabbitbrush</i> •Nice form with a round head and erect, upright stems. Plant in a dry, well drained soil. Prune in early spring to maintain compact form. Bright yellow flowers. Interesting fruit late summer to fall. <u>Native and Waterwise</u>	H24-48" W24-36"	Early Summer Zone 3(-40°)	○ ☞ ☹
--	--------------------	------------------------------	-------

Chrysanthemum *Garden Mums* Garden mums are characterized by their mounded growth habits, sturdy and typically brittle stems, durable foliage and flowers and adaptability to almost any container type and size. They have a very high bud count and excellent flowering uniformity. Nicely sized flowers with very good lasting quality. Blooms in fall. Height 12-36". Zone 5. Season bloom times: Very early - Sept. 1-10, Early - Sept. 10-20, Mid - Sept. 20-30, Late - Oct. 1-10, Extender - Oct. 10-20.

Contact the main office or your Sales Rep for a full listing of Fall Garden Mums.

Assorted Varieties	Assorted	Late Summer-Fall Zone 5(-20°)	● ● ● ☞ ☹ ☹
---------------------------	----------	----------------------------------	----------------

Cimicifuga (*Actea*) *Snakeroot*

'Chocoholic' <i>Black Snakeroot</i> •Fern-like woodland perennial that thrives in shady gardens. Striking foliage is bronze to purple. Blooms are a fragrant mauve-pink and fade to white as they age. Does best in partial shade and moist soil.	H48-60" W30-34"	Late Summer-Fall Zone 4(-30°)	● ● ● ☞ ☹ ☹
ramosa 'Hillside Black Beauty' •The young foliage tends to be green, it quickly deepens to an almost iridescent purple-black. In late summer, the 4'-7' tall stems are topped with foot-long, fragrant, white flowers blushed with pale pink.	H48-84" W36-48"	Late Summer-Fall Zone 4(-30°)	● ● ● ☞ ☹ ☹

LEGEND: ☞=Pollinator • ☹=Cut Flower • ☞=Drought Resistant • ☹=Deer Resistant • Z=USDA Zone
○=Full Sun • ●=Part Sun • ●=Full Shade • H=Height of foliage/flower • W=Width of foliage



Clematis Bush Clematis is related to the climbing varieties, forming a bushy, upright plant suited to growing in the border.

heracleifolia 'Cassandra' *New* •Fragrant tubular mid-blue flowers grow on deciduous, bushy shrubs	H24-36" W12-18"	Summer-Fall Zone 5(-10°)	
heracleifolia 'China Purple' *New* •Bears interesting clusters of fragrant rich violet-blue flowers, a little like a hyacinth	H34-48" W20-34"	Summer-Fall Zone 5(-10°)	

Convallaria *Lily of the Valley*

majalis <i>Lily of the Valley</i> •Tough, vigorous grower, a great groundcover. It is fragrant and produces a stem of showy white tiny bells. All parts of this plant are very poisonous. This is a long-lived plant which naturalizes easily in woodland areas. Flowering may decrease over time, at which point dividing the plants may become appropriate. Cool weather perennial	H6-8" W12-24"	Spring Zone 3(-40°)	
--	------------------	------------------------	----------

Coreopsis *Tickseed* Considered to be one of the best wildflowers available for the garden. They're easy to grow and have bright daisy-like flowers with a long bloom period.

auriculata 'Nana' •Forms a small mound of leathery green leaves, bearing bright golden orange single flowers	H6-12" W8-12"	Late Spring-Fall Zone 4(-30°)	
grandiflora 'Early Sunrise' •Yellow with a semi-double flower	H18-24" W8-12"	Late Spring-Fall Zone 5(-20°)	
grandiflora 'Presto' •Golden yellow with a semi-double flower	H6-12" W6-8"	Late Spring-Fall Zone 4(-30°)	
grandiflora 'Santa Fe' •A vigorous large-flowered plant that becomes covered with many semi-double golden blossoms	H12-18" W10-16"	Late Spring-Fall Zone 4(-30°)	
grandiflora 'Sunny Day' *New* •Large single golden-yellow daisies, removing faded flowers regularly will encourage reblooming	H18-23" W12-16"	Late Spring-Summer Zone 4(-30°)	
grandiflora 'Sunray' •Golden yellow with double flowers	H18-24" W12-24"	Late Spring-Fall Zone 4(-30°)	
'Jethro Tull' •Golden yellow with fluted petals	H12-18" W14-18"	Late Spring-Fall Zone 5(-20°)	
lanceolata 'Baby Sun' •Yellow flowers with red speckles around the throat	H12-18" W18-24"	Late Spring-Fall Zone 4(-30°)	
rosea 'Heaven's Gate' •A prolific bloomer of blush-pink, daisy-like flowers measuring up to 2" in diameter that have a rose-red eye and gold button center	H18-24" W18-24"	Late Spring-Fall Zone 5(-20°)	
'Solanna Golden Sphere' •Grows a low mound of leathery green leaves with upright stems of large fluffy golden yellow pom-pom flowers	H12-18" W12-18"	Late Spring-Fall Zone 5(-20°)	
'Tequila Sunrise' •Bright yellow flowers with deep orange centers grow over foliage that is variegated creamy yellow with a hint of pink.	H14-16" W12-14"	Late Spring-Fall Zone 5(-20°)	
verticillata 'Crème Brûlée' •Small butter yellow daisies with delicately serrated tips on each petal with thread-leaf foliage	H12-18" W24-36"	Late Spring-Fall Zone 4(-30°)	
verticillata 'Moonbeam' •Light yellow with dark yellow center and thread leafed foliage	H18-24" W18-24"	Late Spring-Fall Zone 4(-30°)	
verticillata 'Sienna Sunset' •Large burnt sienna colored flowers that lighten as they age to a deep orange with thread-leaf foliage	H16-20" W12-24"	Late Spring-Fall Zone 5(-20°)	
verticillata 'Zagreb' •Bright golden yellow flowers with thread leafed foliage	H12-18" W12-18"	Late Spring-Fall Zone 4(-30°)	



Coreopsis *Tickseed* Continued

Cruizin' Series (*verticillata*) Thread-leaf foliage bears large multicolor flowers on erect stems.

'Broad Street' •Bright red petals with an orange underside	H14-18" W14-20"	Late Spring-Fall Zone 5(-20°)	○ ♀ ☼
'Main Street' •Rich deep rose colored flowers	H12-18" W14-20"	Late Spring-Fall Zone 5(-20°)	○ ♀ ☼
'Route 66' •Yellow flowers with a ring of burgundy around the crown that bleeds out to the tips of each petal	H18-24" W18-24"	Late Spring-Fall Zone 4(-30°)	○ ♀ ☼
'Sunset Strip' •Golden petals with a vivid orange-red eye	H18-24" W20-24"	Late Spring-Fall Zone 5(-20°)	○ ♀ ☼

Leading Lady Series This series was bred to flower earlier with floriferous blooming all summer, cold and heat tolerant, and mildew resistant.

'Charlize' *New* •Produces masses of frilly, double yellow flowers	H18-23" W12-16"	Summer Zone 5(-20°)	○ ♀ ✂
'Lauren' *New* •This variety produces large, single yellow flowers	H18-23" W12-16"	Summer Zone 5(-20°)	○ ♀ ✂
'Sophia' *New* •This variety features masses of large, showy, yellow flowers with tubular petals	H18-23" W12-16"	Summer Zone 5(-20°)	○ ♀ ✂

Li'l Bang Series These are naturally compact plants that exhibit great disease resistance and long bloom time. Perfect size for container gardening, rock gardens and the front of the border.

'Daybreak' •Single red flowers with a thin vibrant yellow-orange edge	H8-12" W12-18"	Late Spring-Early Fall Zone 5(-20°)	○ ♀ ☼
'Enchanted Eve' •Large, single yellow-orange flowers with a red center that looks like the red color has been brushed into the yellow	H8-12" W12-18"	Late Spring-Early Fall Zone 5(-20°)	○ ♀ ☼
'Red Elf' •Very large, rich red flowers produced on dwarf plants	H8-12" W10-16"	Late Spring-Early Fall Zone 5(-20°)	○ ♀ ☼
'Startbright' •Large flowers of soft yellow with a deep red center on a dwarf and compact habit	H6-12" W12-18"	Late Spring-Early Fall Zone 5(-20°)	○ ♀ ☼
'Starlight' •Very large, creamy flowers with a burgundy center turn a rosy pink in cooler temperatures	H8-12" W12-18"	Late Spring-Early Fall Zone 5(-20°)	○ ♀ ☼
'Starstruck' •Large lavender flowers with white tips and yellow centers cover dense, finely cut deep green foliage	H12-16" W14-18"	Late Spring-Early Fall Zone 5(-20°)	○ ♀ ☼

















Sizzle and Spice Series (*verticillata*) Compact, rounded habit of bright green threadleaf foliage that is covered with flowers.

'Crazy Cayenne' •This variety forms a compact, rounded mound covered with reddish orange flowers	H14-18" W22-26"	Late Spring-Early Fall Zone 5(-20°)	○ ♀ ☼
'Curry Up' •This variety forms a compact, rounded mound covered with flowers that are yellow with bright red eyes	H14-18" W22-26"	Late Spring-Early Fall Zone 5(-20°)	○ ♀ ☼
'Hot Paprika' •This variety forms a compact, rounded mound with deep red flowers	H14-18" W22-26"	Late Spring-Early Fall Zone 5(-20°)	○ ♀ ☼
'Zesty Zinger' •This variety forms a compact, rounded mound covered with rich ivory flowers that have dark magenta centers which spread toward the edge of the petals	H14-18" W22-26"	Late Spring-Early Fall Zone 5(-20°)	○ ♀ ☼

LEGEND: ♀=Pollinator • ✂=Cut Flower • ☼=Drought Resistant • ☼=Deer Resistant • Z=USDA Zone
○=Full Sun • ◐=Part Sun • ●=Full Shade • H=Height of foliage/flower • W=Width of foliage



Uptick Series

Blooms all summer on a tidy, mounded habit. Mildew resistant.

'Cream' *New* •Large, creamy white to pale yellow single blooms	H12-15" W14-16"	Summer Zone 5(-20°)	   
'Cream and Red' *New* •Small eye of dark red on a large flower of buttery-cream	H12-15" W14-16"	Summer Zone 5(-20°)	   
'Bronze and Gold' *New* •A large eye of deep bronze is framed by gold	H12-15" W14-16"	Summer Zone 5(-20°)	   
'Yellow and Red' *New* •Large yellow flowers with a dark red center	H12-15" W14-16"	Summer Zone 5(-20°)	   




Corydalis

Related to Bleeding Hearts with fern-like foliage. Likes a cool moist soil.

lutea Yellow Corydalis •Golden yellow	H12-18" W12-18"	Summer Zone 4(-30°)	 
---	--------------------	------------------------	---





































Cosmos

Typically grown for its continuous call all season. Plants can be lifted and stored like a dahlia for the winter.

atrosanguineus 'Chocamocha' •Velvety blooms in rich cocoa shades. It is particularly compact and much shorter than other cultivars.	H10-14" W10-14"	Summer-Fall Zone 7(0°)	  
---	--------------------	---------------------------	---

Delosperma Iceplant

Succulent clumping form, spreads but stays in a tight mat. Blooms are only open during daylight.

'Alan's Apricot' •Stunning apricot flowers over grey-green foliage	H2-4" W10-12"	Late Spring-Summer Zone 5(-20°)	   
cooperi •The succulent, needle-like leaves have fluorescent purple upward facing flowers	H2-4" W18-24"	Late Spring-Summer Zone 4(-30°)	   
dyeri 'Psdold' Red Mountain •Forms a low carpet bearing loads of small starry burnished red flowers	H2-4" W12-16"	Late Spring-Summer Zone 4(-30°)	   
'Fire Spinner' •Masses of dark orange, pink and white flowers are produced on apple green foliage	H2-4" W12-18"	Late Spring-Summer Zone 4(-30°)	   
'John Proffit' Table Mountain •The fuchsia colored flowers with bright yellow and white centers bloom over dark green foliage	H2-4" W12-24"	Late Spring-Summer Zone 4(-30°)	   
'Kelaidis' Mesa Verde •Stunning salmon-pink flowers grow atop grey-green foliage	H4-6" W12-24"	Late Spring-Summer Zone 5(-20°)	   
nubigenum Yellow Hardy •Bears a load of small starry yellow flowers, foliage turns bronze in winter	H2-4" W12-24"	Late Spring-Summer Zone 4(-30°)	   
'Psfave' Lavender Ice •Iridescent lavender with dark eyes, foliage turns purple in winter	H2-4" W12-24"	Late Spring-Summer Zone 4(-30°)	   
'Red Mountain Flame' •This is a tough, vigorous cold hardy plant with large blazing orange-red flowers over light green foliage	H2-4" W12-18"	Late Spring-Summer Zone 5(-20°)	   



Delosperma *Iceplant* Continued

Jewel of the Desert Series This series produces carpetlike mats of succulent foliage with neon-colored daisy-type flowers. These are a new generation of delosperma that will bloom continuously from spring until frost.

'Amethyst' •This variety forms a low carpet of succulent, green leaves bearing loads of starry flowers with petals that are pink around the perimeter surrounding a bright purple center	H4-6" W8-16"	Late Spring-Summer Zone 4(-30°)	○ ☞ ☛ ☞
'Garnet' •Brilliant scarlet and lavender petals with a central white eye	H4-6" W8-16"	Late Spring-Summer Zone 4(-30°)	○ ☞ ☛ ☞
'Grenade' •This variety produces loads of starry flowers with petals that are orange around the perimeter surrounding a bright red center	H4-6" W8-16"	Late Spring-Summer Zone 4(-30°)	○ ☞ ☛ ☞
'Moonstone' •Pristine white blooms with gold tipped stamens that sparkle	H4-6" W8-16"	Late Spring-Summer Zone 5(-20°)	○ ☞ ☛ ☞
'Opal' •Loads of starry flowers with petals that are fuchsia around the perimeter surrounding a bright yellow center	H4-6" W8-16"	Late Spring-Summer Zone 5(-20°)	○ ☞ ☛ ☞
'Peridot' •Cheerful yellow with a white eye and yellow stamens	H4-6" W8-16"	Late Spring-Summer Zone 5(-20°)	○ ☞ ☛ ☞
'Rosequartz' •Long lasting daisy type flowers of pink with a white eye and yellow stamens	H4-6" W8-16"	Late Spring-Summer Zone 5(-20°)	○ ☞ ☛ ☞
'Ruby' •Rose pink with a white eye and yellow stamens	H4-6" W8-16"	Late Spring-Summer Zone 5(-20°)	○ ☞ ☛ ☞
'Topaz' •Pale orange petals with pale rose-pink tips, a white eye and yellow stamens	H4-6" W8-16"	Late Spring-Summer Zone 5(-20°)	○ ☞ ☛ ☞

Wheels of Wonder Series This series produces large, beautiful flowers that bloom continuously. Blooms are held above plum, succulent olive-green foliage.

'Fire Wonder' •Fiery red petals with a yellow and white eye with yellow stamens	H6-8" W18-24"	Late Spring-Summer Zone 5(-20°)	○ ☞ ☛ ☞
'Golden Wonder' •Bright golden yellow with a white eye and yellow stamens	H6-8" W18-24"	Late Spring-Summer Zone 5(-20°)	○ ☞ ☛ ☞
'Hot Pink Wonder' •Hot pink with a yellow center	H6-8" W18-24"	Late Spring-Summer Zone 5(-20°)	○ ☞ ☛ ☞
'Orange Wonder' •Huge, creamsicle orange with yellow centers	H6-8" W18-24"	Late Spring-Summer Zone 5(-20°)	○ ☞ ☛ ☞
'Violet Wonder' •Huge cool violet petals surround bright white centers	H6-8" W18-24"	Late Spring-Summer Zone 5(-20°)	○ ☞ ☛ ☞
'White Wonder' •Large pure white flowers bloom over dense olive-green foliage	H6-8" W18-24"	Late Spring-Summer Zone 5(-20°)	○ ☞ ☛ ☞



Delphinium *Larkspur* These plants have a tall, stately, dignified appearance. Mounds of dark green glossy foliage have spikes of showy spurred flowers.

elatum 'Delphina' *New* •Compact habit yet strong, very heavy-blooming, with double blooms that may repeat. Dark blue/white bee blooms. But be sure to leave the final flowers of the season on the plant, so it can self-sow.	H18-20" W13-15"	Late Spring-Late Summer Zone 3(-40°)	
grandiflorum 'Blue Mirror' •Navy blue flowers forming a compact mound of well-branched lacy foliage.	H12-18" W10-12"	Early Summer Zone 3(-40°)	
nudicaule 'Redcap' •Slender stems are covered with bright, coral-red flowers, the blooms rise from basal clumps of fleshy, three to five-lobed, dark green leaves	H8-12" W8-12"	Mid Summer Zone 5(-20°)	
Magic Fountains Series (elatum) Plants have a compact dwarf habit with dark green deeply toothed leaves. Thick stems do not require staking and aren't easily blown over in the wind.			
'Dark Blue/Dark Bee' •Dark blue with a dark center	H24-36" W18-24"	Early Summer Zone 3(-40°)	
'Dark Blue/White Bee' •Dark blue with a white center	H24-36" W18-24"	Early Summer Zone 3(-40°)	
'Mix' •Mixture of whites, pinks, blues and purples	H24-36" W18-24"	Early Summer Zone 3(-40°)	
'Sky Blue/White Bee' •Sky blue with white center	H24-36" W18-24"	Early Summer Zone 3(-40°)	
Pacific Giants Series (elatum) Requires a little more effort as you really should stake them for a spectacular display. The 4' to 7' tall stalks bear 3" double flowers and are mildew resistant.			
'Blue Bird' •Blue with a white center	H48-72" W18-24"	Early Summer Zone 3(-40°)	
'Galahad' •Pure white petals	H48-72" W18-24"	Early Summer Zone 3(-40°)	
'King Arthur' •Deep violet blue blossoms with a white bee (center)	H48-72" W18-24"	Early Summer Zone 3(-40°)	
'Mix' •Mixture of whites, pinks, blues and purples	H48-72" W18-24"	Early Summer Zone 3(-40°)	
Summer Series (grandiflorum) Elegant, dwarf, bushy habit. Heat tolerant. Totally unlike the tall, spiky Delphinium cultivars, this little beauty has compact mounds of well-branched lacy foliage.			
'Blues' •Solid sky blue flowers	H10-14" W10-12"	Early Summer Zone 3(-40°)	
'Cloud' •Vibrant deep blue flowers with bright white centers	H10-14" W10-12"	Early Summer Zone 3(-40°)	
'Morning' •Pastel pink flowers	H10-14" W10-12"	Early Summer Zone 3(-40°)	
'Nights' •Clear medium blue flowers	H10-14" W10-12"	Early Summer Zone 3(-40°)	
'Stars' •Pure white flowers	H10-14" W10-12"	Early Summer Zone 3(-40°)	

Perennials



PERENNIAL
FAVORITES

Dianthus *Pinks* Evergreen plants. Many are fragrant with grey to green foliage.

barbatus 'Pinocchio Double Dwarf Mix' Sweet William •White, pink and red mix with green foliage	H6-8" W8-12"	Late Spring Zone 4(-30°)	○ ● 🦋 🍷
barbatus 'Indian Carpet' Sweet William •Low mound of light green leaves, bearing showy clusters of bright single flowers in mixed shades from white to pink, salmon and red, often with a contrasting eye.	H6-10" W10-12"	Late Spring Zone 4(-30°)	○ ● 🦋 🍷
barbatus nanus 'Midget Mix' *New* •White, pink and red mix with green foliage, very fragrant blooms	H8-12" W12-20"	Late Spring Zone 4(-30°)	○ ● 🦋 🍷
gratianopolitanus 'Feuerhexe' Firewitch •Bright magenta-pink, upward facing blooms that smell like cloves over silver blue foliage	H6-10" W8-12"	Late Spring Zone 4(-30°)	○ ● 🦋 🍷
gratianopolitanus 'Tiny Rubies' •Pink double flower with deep green foliage	H4-8" W10-12"	Late Spring Zone 4(-30°)	○ ● 🦋 🍷
'Kahori' •Semi-double bright pink blooms above grey-green foliage that has a compact upright habit	H8-12" W8-12"	Late Spring Zone 4(-30°)	○ ● 🦋 ✂️ 🍷
'Kahori Pink' •Dark pink scented semi-double flowers bloom above grey-green foliage that has a compact upright habit	H8-12" W8-12"	Late Spring Zone 4(-30°)	○ ● 🦋 ✂️ 🍷
Kahori Scarlet' •Semi-double red flowers bloom above grey-green foliage that has a compact upright habit	H8-12" W8-12"	Late Spring Zone 4(-30°)	○ ● 🦋 ✂️ 🍷

Beauties Series First year flowering, very hardy, and heat tolerant. This new outstanding variety from Japan forms a clump of grassy, gray-green foliage, with a long summer display of fragrant blooms. Well suited for edging and in the rock garden.

'Doutzen' •Masses of single flowers in light pink to almost white	H6-8" W12-16"	Late Spring Zone 3(-40°)	○ 🦋 🍷
'Naomi' •This selection features masses of single flowers in bright pink	H6-8" W12-16"	Late Spring Zone 3(-40°)	○ 🦋 🍷

Dessert Series Very vigorous, disease resistant, fragrant, and single flowered.

'Cranberry Ice' •Rose pink flowers with a cranberry red eye and a matching, picotee, pinked edge	H6-12" W10-14"	Late Spring-Summer Zone 4(-30°)	○ ● 🦋 🍷
'Strawberry Sorbet' •Red with rose splotches and pink edges with a red center and silver-green foliage	H6-12" W10-14"	Late Spring-Summer Zone 4(-30°)	○ ● 🦋 🍷

Early Bird Series Double flowered and among the first Dianthus of the season to bloom.

'Chili' •Dark coral with silver-green foliage	H4-8" W8-10"	Early Spring Zone 5(-20°)	○ ● 🦋 🍷
'Fizzy' •Lavender with a maroon center and silver-green foliage	H8-12" W8-10"	Early Spring Zone 5(-20°)	○ ● 🦋 🍷
'Frosty' •White with silver-green foliage	H4-8" W8-10"	Early Spring Zone 5(-20°)	○ ● 🦋 🍷
'Radiance' •Crimson with silver-green foliage	H4-8" W8-10"	Early Spring Zone 5(-20°)	○ ● 🦋 🍷
'Sherbet' •Cherry-pink bossoms with silver-green foliage	H4-8" W8-10"	Early Spring Zone 5(-20°)	○ ● 🦋 🍷

LEGEND: 🦋=Pollinator • ✂️=Cut Flower • 🌵=Drought Resistant • 🍷=Deer Resistant • Z=USDA Zone
○=Full Sun • ◐=Part Sun • ●=Full Shade • H=Height of foliage/flower • W=Width of foliage



Everlast Series Double flowers that will bloom once in spring, once in summer, and once in fall.

'Burgundy Blush' •Upright stems of fragrant, raspberry-pink flowers that have a contrasting bright pink fringed edge	H8-12" W10-14"	Spring-Fall Zone 4(-30°)	○ ♀ ☼
'Dark Pink' •Dark pink with silver foliage	H8-12" W10-14"	Spring-Fall Zone 4(-30°)	○ ♀ ☼
'Lavender Lace' •Deep raspberry with lavender edges blooms on upright stems of fragrant raspberry, single flowers.	H8-12" W10-14"	Spring-Fall Zone 4(-30°)	○ ♀ ☼
'Raspberry Cream' •Double mauve blooms with a pink edge	H8-12" W10-14"	Spring-Fall Zone 4(-30°)	○ ♀ ☼
'Red and Pink' •Double red and pink flowers	H8-12" W10-14"	Spring-Fall Zone 4(-30°)	○ ♀ ☼

Scent First Series Fragrant double flowered.

'Coconut Surprise' •White with red center and silver-green foliage	H6-12" W12-18"	Late Spring-Summer Zone 4(-30°)	○ ◐ ♀ ☼
'Devon Flavia' Candy Floss •Pink with a red-purple accent and silver foliage	H6-12" W12-18"	Late Spring-Summer Zone 4(-30°)	○ ◐ ♀ ☼
Devon Yolande' Raspberry Surprise •Pink with a red center and silver foliage	H6-12" W12-18"	Late Spring-Summer Zone 4(-30°)	○ ◐ ♀ ☼
'WP' Sugar Plum •Rose with pink edges and silver foliage	H6-12" W12-18"	Late Spring-Summer Zone 4(-30°)	○ ◐ ♀ ☼
'WP' Passion •Red with silver foliage	H6-12" W12-18"	Late Spring-Summer Zone 4(-30°)	○ ◐ ♀ ☼

Star Series Compact, long blooming plants that are hardy and heat tolerant. They have a mounding habit. Disease resistant. Deadhead to prolong blooming.

'Devon Esther' Double Pop Star •Semi-double pink with a red center and silver foliage	H6-8" W6-10"	Late Spring-Summer Zone 4(-30°)	○ ◐ ♀ ☼
'Eastern Star' •Ruby-red with dark red center and silver foliage	H6-8" W6-10"	Late Spring-Summer Zone 4(-30°)	○ ◐ ♀ ☼
'Fire Star' •Fire red with silver foliage	H6-8" W6-10"	Late Spring-Summer Zone 4(-30°)	○ ◐ ♀ ☼
'Neon Star' •Bright pink with silver foliage	H6-8" W6-10"	Late Spring-Summer Zone 4(-30°)	○ ◐ ♀ ☼
'Peppermint Star' •Pink with a dark red center and silver foliage	H6-8" W6-10"	Late Spring-Summer Zone 4(-30°)	○ ◐ ♀ ☼
'Shooting Star' •Lavender-pink with silver foliage	H6-8" W6-10"	Late Spring-Summer Zone 4(-30°)	○ ◐ ♀ ☼
'Spangled Star' •Red with pink splotches and edging, silver foliage	H6-8" W6-10"	Late Spring-Summer Zone 4(-30°)	○ ◐ ♀ ☼
'Starlette' •Double magenta with a dark red center and silver foliage	H6-8" W6-10"	Late Spring-Summer Zone 4(-30°)	○ ◐ ♀ ☼

Perennials



PERENNIAL
FAVORITES

Dicentra *Bleeding Heart* Lovely shade garden plants with classic heart-shaped flowers with grayish-green foliage. Creates a soft delicate display of strong blooming power.

'King of Hearts' •Forms a vigorous clump of powdery gray-green leaves, topped by clusters of delicate dangling heart-shaped bright rose-red flowers	H8-10" W8-12"	Spring Zone 3(-40°)	● ● ● ✂️ 🦋 🌿
'Luxuriant' •Cherry-pink with fern leaf foliage	H12-18" W12-18"	Spring Zone 4(-30°)	● ● ● ✂️ 🦋 🌿
spectabilis 'Gold Heart' •Red with bright gold foliage	H24-36" W18-24"	Spring Zone 4(-30°)	● ● ● ✂️ 🦋 🌿
spectabilis 'Old-Fashioned Red' •Pink and white	H30-36" W24-36"	Spring Zone 3(-40°)	● ● ● ✂️ 🦋 🌿
spectabilis 'Old-Fashioned White' •Graceful soft green foliage has long, white heart-shaped flowers with protruding white inner petals	H24-30" W26-34"	Spring Zone 3(-40°)	● ● ● ✂️ 🦋 🌿
spectabilis 'Valentine' •Arching spikes of elegant cherry-red heart-shaped blooms with white tips are held on burgundy stems	H22-28" W18-24"	Spring Zone 3(-40°)	● ● ● ✂️ 🦋 🌿

Dictamnus *Gas Plant* Known for its flammable gasses that get emitted from its flowers.

















albus 'Purpureus' <i>Gas Plant</i> •Bushy, upright clump of lemon-scented, glossy green leaves with spikes of spidery looking mauve-pink flowers	H24-36" W18-24"	Spring Zone 3(-40°)	○ 🦋 🌿
--	--------------------	------------------------	----------

Digitalis *Foxglove* These biennial plants produce beautiful flower stalks of bell-shaped flowers above rosettes. Use to create dramatic richly colored, dignified vertical accents. Easy to grow. One warning: All parts of this plant are toxic if ingested, watch small children around them.







obscura 'Sunset' •Long lasting blooms in varying shades of orange and yellow on upright woody stems	H12-24" W12-24"	Summer Zone 4(-30°)	○ ● ● 🦋 ✂️ 🌿
purpurea 'Candy Mountain' •Gorgeous brilliant pink flowers with black and white speckled throats that grow upward	H30-48" W18-24"	Summer Zone 4(-30°)	○ ● ● 🦋 ✂️ 🌿
purpurea 'Dalmatian Mix' •Includes all the Dalmations: white, yellow, peach, blue and lavender with many shades and hues within these colors	H24-36" W8-12"	Summer Zone 4(-30°)	○ ● ● 🦋 ✂️ 🌿
purpurea 'Dalmatian Peach' •Glorious peach-colored trumpets appear on stout, branching stems	H24-36" W8-12"	Summer Zone 4(-30°)	○ ● ● 🦋 ✂️ 🌿
purpurea 'Dalmation Purple' •Purple blooms spire above dark green foliage	H24-36" W8-12"	Summer Zone 4(-30°)	○ ● ● 🦋 ✂️ 🌿
purpurea 'Dalmation Rose' •Rose trumpets rise above stout branches. The compact plants are quite uniform in height	H24-36" W8-12"	Summer Zone 4(-30°)	○ ● ● 🦋 ✂️ 🌿
purpurea 'Excelsior' •Produces a mix of large trumpets of white, rose and pink	H48-60" W18-24"	Summer Zone 4(-30°)	○ ● ● 🦋 ✂️ 🌿
thapsi 'Spanish Peaks' •Short spikes of raspberry rose flowers grow over miniature foxglove foliage	H12-18" W8-12"	Summer Zone 4(-30°)	○ ● ● 🦋 ✂️ 🌿
















































Camelot Series (purpurea) These plants bloom reliably the first year with a heavy flush the second. They should be deadheaded the first year to encourage healthy overwintering and then allowed to reseed the following year as they will die out the second year.

'Cream' •Tubular white creamy flowers have purple speckled throats	H40-48" W12-24"	Summer Zone 4(-30°)	   
'Lavender' •Tubular lavender flowers have throats with purple speckling that are ringed with white	H40-48" W12-24"	Summer Zone 4(-30°)	   
'Mix' •Tubular cream, lavender, rose and white flower throats with purple speckling that are ringed with white	H40-48" W12-24"	Summer Zone 4(-30°)	   
'Rose' •Purple speckles that are rimmed with white adorn the throat of these rose-pink tubular flowers	H40-48" W12-24"	Summer Zone 4(-30°)	   

Doronicum *Leopard's Bane* Semi-double flowers. Soft heart-shaped leaves. Blooms prolifically even in full shade as well as sun and is one of the earliest blooming perennials.

orientale 'Leonardo Compact' •Yellow daisy-like flowers are produced on bare stems that rise above the rosette of green, serrated foliage	H12-18" W8-12"	Early Spring Zone 4(-30°)	  
orientale 'Little Leo' •The brilliant yellow, daisy-like double flowers appear on short stems amid lush dark green, serrated, heart-shaped leaves.	H6-12" W8-12"	Early Spring Zone 4(-30°)	  

Echinacea *Coneflower* Daisy-type flowers. The petal rays droop from the large conical crown. Coneflower prefers moderate to slightly dry conditions. Great for dried flowers.

'Cheyenne Spirit' •Delightful mix of flower colors from rich purple, pink, red and orange tones to lighter yellows, creams and white on well branched, durable plants	H20-30" W14-24"	Summer-Fall Zone 4(-30°)	    
'Flame Thrower' •Large two-toned orange and yellow flowers	H36-40" W24-30"	Summer-Fall Zone 4(-30°)	    
'Now Cheesier' •Deep golden yellow (cheddar cheese orange) blossoms	H24-30" W18-24"	Summer-Fall Zone 4(-30°)	    
purpurea 'Double Decker' •Large magenta-pink flowers sprout another set of petals atop the cone	H36-40" W24-30"	Summer-Fall Zone 4(-30°)	    
purpurea 'Feeling Pink' •Pink flowers on deep green foliage, compact form with an excellent branching habit	H16-20" W12-18"	Summer-Fall Zone 4(-30°)	    
purpurea 'Feeling White' •Produces many white flowers on a multi-branched plant with deep green foliage	H16-20" W12-18"	Summer-Fall Zone 4(-30°)	    
purpurea 'Green Jewel' •Light green petals surround the large green cone of this one-of-a-kind fragrant coneflower	H20-24" W18-24"	Summer-Fall Zone 3(-40°)	    
purpurea 'Magnus' •Beautiful rose-pink petals with a coppery-brown, spiky central cone	H30-40" W18-24"	Summer-Fall Zone 3(-40°)	    
purpurea 'Pow Wow White' •Each flower features clean white rays which encircle a large yellow to yellowish-brown cone	H20-30" W12-18"	Summer-Fall Zone 4(-30°)	    



Echinacea Coneflower Continued

purpurea 'Pow Wow Wildberry' •Fragrant, deep purple-pink to near-magenta flowers with burnt orange cones	H20-30" W12-18"	Summer-Fall Zone 4(-30°)	○ ● ✂️ 🌿 🦌
purpurea 'Prairie Splendor' •Large rose-pink flowers grow above plants that are more compact and contained	H24-30" W18-24"	Summer-Fall Zone 3(-40°)	○ ● ✂️ 🌿 🦌
purpurea 'Prairie Splendor Compact Rose' *New* •Deep rose flowers tighter more compact habit with larger sturdier stems	H16-20" W16-18"	Summer-Fall Zone 4(-30°)	○ ● ✂️ 🌿 🦌
purpurea 'Prairie Splendor Compact White' *New* •White with a green cone	H16-20" W16-18"	Summer-Fall Zone 4(-30°)	○ ● ✂️ 🌿 🦌
tennesseensis Rocky Top •Compact, vigorous and very floriferous, this plant produces pastel pink, flat-topped flowers with black cones <u>Native and Waterwise</u>	H24-28" W14-18"	Summer-Fall Zone 4(-30°)	○ ● ✂️ 🌿 🦌
'Tiki Torch' •The spicy-scented blooms sit atop strong upright stems which retains its intense color for weeks rather than days	H30-36" W18-23"	Summer-Fall Zone 4(-30°)	○ ● ✂️ 🌿 🦌
'Tomato Soup' •Warm, tomato-red flowers grow to 6" wide, a heavy blooming variety	H18-24" W12-18"	Summer-Fall Zone 5(-20°)	○ ● ✂️ 🌿 🦌

Cone-fection Series (purpurea) Very unique plants of fancy double pom-pom flowers.

'Hot Papaya' •Red-orange with a double flower and strong sturdy stems	H28-34" W18-24"	Summer-Fall Zone 4(-30°)	○ ● ✂️ 🌿 🦌
---	--------------------	-----------------------------	------------

Double Scoop Series Abundant, fully double flowers boast brilliant, non-fading color. Very hardy plants overwinter well and provide long-lasting garden enjoyment. First-rate branching for more flowers and superior show.

'Cranberry' •Large, double deep pink flowers with cranberry red center	H20-24" W16-22"	Summer-Fall Zone 4(-30°)	○ ● ✂️ 🌿
'Lemon Cream' *New* •Opens yellow and matures to a rich cream	H20-24" W16-22"	Summer-Fall Zone 4(-30°)	○ ● ✂️ 🌿
'Raspberry' •Double layered petals with a center cushion that are covered in intense raspberry rose color	H28-30" W24-28"	Summer-Fall Zone 4(-30°)	○ ● ✂️ 🌿

Sombrero Series (purpurea) Extremely well-branched and naturally compact.

'Adobe Orange' •Large, single flowers with overlapping orange petals surrounding a large, rust-brown cone	H20-26" W16-24"	Summer-Fall Zone 4(-30°)	○ ● ✂️ 🌿 🦌
'Baja Burgundy' *New* •Vibrant, deep burgundy daisies flowers	H18-20" W22-24"	Summer-Fall Zone 4(-30°)	○ ● ✂️ 🌿 🦌
'Flamenco Orange' •Dark orange	H20-26" W16-24"	Summer-Fall Zone 4(-30°)	○ ● ✂️ 🌿 🦌
'Hot Coral' •Coral-orange	H20-26" W16-24"	Summer-Fall Zone 4(-30°)	○ ● ✂️ 🌿 🦌
'Lemon Yellow' •Very floriferous with bright lemon yellow overlapping petals	H20-26" W16-24"	Summer-Fall Zone 4(-30°)	○ ● ✂️ 🌿 🦌
'Salsa Red' •Intense red single flowers have overlapping petals that surround dark cones	H20-26" W16-24"	Summer-Fall Zone 4(-30°)	○ ● ✂️ 🌿 🦌

Echium Bugloss

LEGEND: 🦋=Pollinator • ✂️=Cut Flower • 🌿=Drought Resistant • 🦌=Deer Resistant • Z=USDA Zone
○=Full Sun • ●=Part Sun • ●=Full Shade • H=Height of foliage/flower • W=Width of foliage



amoenum Red Feathers •Russet-red spikes of flowers, dark green basal foliage. Deadhead for rebloom. Thrives in poor soil.	H10-14" W12-18"	Early Summer-Fall Zone 3(-40°)	○ ● ✂️ 🌱
Epimedium Barrenwort A superb shade-garden plant, excellent for edging or groundcover. Will take several years to reach maturity but are very long lived. Drought tolerant once established.			
'Fire Dragon' *New* •Extraordinary color combination of yellow and light-purple flowers over green foliage	H10-14" W10-20"	Spring Zone 5(-20°)	○ ●
rubrum 'Galadriel' •Bushy mound of large cherry-red flowers in mid to late spring. Beautiful bronze foliage color in winter.	H8-12" W12-18"	Spring-Early Summer Zone 4(-30°)	● ◐ ● ✂️ 🌱 🌿
youngianum 'Roseum' •Forms a bushy mound of dark green leaves bearing sprays of soft lilac-rose flowers. Although they will take a couple of years to reach a mature size, plants are long-lived and very sturdy.	H8-12" W12-18"	Spring-Early Summer Zone 4(-30°)	● ◐ ● ✂️ 🌱 🌿
Erigeron Fleabane			
speciosus Azure Fairy •Very showy, lavender aster-like flowers over compact grey-green foliage.	H20-24" W18-24"	Summer-Fall Zone 4(-30°)	○ ◐ ● 🌿 ✂️
Erodium Heronsbill			
chrysanthum Golden Storkbill •Long blooming perennial forms a mound of fernlike silver-grey leaves. Evergreen foliage remains attractive through winter. Creamy-yellow, orchid-like flowers. Requires well drained soil.	H6-12" W12-16"	Late Spring Zone 5(-20°)	○ 🌱 🌿
variable 'Bishop's Form' •A Geranium look-a-like with small pink flowers. Foliage is a dark green turning burgundy in the fall.	H2-4" W6-12"	Late Spring Zone 6(-10°)	○ 🌱 🌿
Eryngium Sea Holly These plants usually have spiny leaves with tight dome shaped umbels of flowers resembling thistles. They can tolerate hot, dry sites and soils high in salts.			
'Neptune's Gold' *New* •Blue, thistle-like flowers are surrounded by golden-chartreuse foliage making the perfect backdrop for these long-lasting flowers. Happy with little water once established.	H18-24" W12-18"	Summer Zone 4(-30°)	○ ● ✂️ 🌱
Erysimum Wallflower They are among the first to bloom in spring. Evergreen with narrow leaves and dense racemes of fragrant, large clustered four petalled flowers.			
cheiri 'Charity Mix' •The low mounding plants produce clusters of green lance-shaped leaves that bloom a mix of colors early spring and fall	H10-12" W8-10"	Spring and Fall Zone 7(10°)	○ ◐ ● 🌿
kotschyanum 'Canaries' •Light green leaves act as a perfect backdrop for small, bright yellow flowers	H6-12" W10-12"	Early Spring Zone 5(-20°)	○ ●
Sugar Rush Series (cheiri) Sweetly scented blooms, produces dark green foliage and branches better than traditional wallflowers. One central spike is surrounded by 4 to 5 side branches. Tolerates cold, frost and rain. Bushy, compact, upright habit.			
'Sugar Rush Mix' •Produces blooms of red, yellow, purple, and orange	H14-16" W10-12"	Early Spring Zone 6(-10°)	○ ●
'Orange' •Dense, fragrant flower spikes in a beautiful orange shade	H14-16" W10-12"	Early Spring Zone 6(-10°)	○ ●
'Purple Bicolor' •Dense, fragrant flower spikes in a beautiful purple and white	H14-16" W10-12"	Early Spring Zone 6(-10°)	○ ●
'Red' •Dense, fragrant flower spikes in a beautiful red shade	H14-16" W10-12"	Early Spring Zone 6(-10°)	○ ●

Perennials



PERENNIAL
FAVORITES

Eupatorium Joe Pye Weed Plants bear tubular and fringe-like flowerheads that add soft color and texture to the summer and fall garden. These plants form diverse habitats are grown for their ease of care and their usefulness in mixed borders, wild gardens, and other naturalized areas.

maculatum 'Baby Joe' •Short and compact growth that produces broad clusters of fuchsia flowers	H24-36" W12-24"	Late Summer-Fall Zone 4(-30°)	○ ● ☀ 🦋 ✂️ 🐇
rugosum 'Chocolate' •Tall masses of chocolate-purple leaves with shiny deep purple stems and petioles, followed in autumn with huge heads of small white flowers	H36-48" W24-36"	Late Summer-Fall Zone 3(-40°)	○ ● ☀ 🦋 ✂️ 🐇

Euphorbia Spurge The flowers have no petals or sepals. What appear to be flowers are actually part of the leaf structure called a bract. All parts of this plant are toxic.

amyglaoides 'Ruby Glow' •Red foliage with yellow flowers	H12-18" W14-18"	Late Spring-Summer Zone 6(-10°)	○ ● ☀
martinii 'Ascot Rainbow' •Multi-colored green, chartreuse, and rose.	H18-20" W18-20"	Summer Zone 5(-20°)	○ ● ☀
martinii 'Tiny Tim' •Creamy green with a small red center, foliage is dark green with burgundy stems	H10-12" W12-18"	Summer Zone 5(-20°)	○ ● ☀
polychroma 'Bonfire' •Sulphur yellow with burgundy foliage	H10-12" W12-18"	Summer Zone 5(-20°)	○ ● ☀
polychroma Cushion Spurge •Light yellow with dark green foliage. Aggressive growth habit which can be invasive without management.	H12-18" W12-18"	Summer Zone 5(-20°)	○ ● ☀

Fallugia Apache Plume

paradoxa Apache Plume •Beautiful native shrub, does well in rocky, gravelly soils. Seed clusters with feathery tails give it a plume-type appearance. White solitary flowers. <u>Native and Waterwise</u>	H48-60" W40-48"	Summer Zone 3(-40°)	○ 🌵 🐇
---	--------------------	------------------------	-------

Ferns

Adiantum pedatum 'Five Finger Maidenhair' *New* •Dainty bright green fronds are held aloft on shiny black stems creating a light, airy texture	H12-24" W12-18"	Zone 3(-40°)	● ☀
Athyrium filix-femina 'Lady' •Strong-growing and dependable, with delicate and lacy fronds. Tough and easy to grow.	H12-30" 18-24"	Zone 4(-30)	● ☀
Athyrium niponicum 'Ghost' •Combines the elegant, upright growth of our native Lady Fern with the ghostly silvery grey coloring of Japanese Painted Fern. Contrasting red midribs heighten the effect.	H12-36" W12-36"	Zone 4(-30°)	● ☀
Athyrium niponicum 'Pictum' *New* •It is a deciduous fern with a weeping habit which features a slowly spreading clump of triangular, variegated fronds (to 20" long). Fronds are a soft grayish-green with an overlay of silvery hues accented by contrasting dark maroon midribs.	H12-18" W18-24"	Zone 3(-40°)	● ☀
Athyrium niponicum 'Pictum Regal Red' Japanese Painted Fern •The dark violet-red interior of each frond is contrasted by bright silver edges making each leaflet distinct and creating an overall tapestry effect. The pinnules also twist a little giving the frond a "fluffed" up look.	H12-18" W18-24"	Zone 4(-30°)	● ☀
Matteuccia struthiopteris 'The King' Ostrich Fern •It is one of the most impressive ferns of all, with very long, gracefully arching stipes rising from a large crown and spreading out in a vase shape to hold their enormous, finely cut fronds up for your careful inspection.	H36-72" W36-60"	Zone 3(-40°)	● ☀

LEGEND: 🦋=Pollinator • ✂️=Cut Flower • 🌵=Drought Resistant • 🐇=Deer Resistant • Z=USDA Zone

○=Full Sun • ●=Part Sun • ●=Full Shade • H=Height of foliage/flower • W=Width of foliage



Osmunda regalis <i>Royal Fern</i> •Soft green fronds emerge a pale pink and age to a deep sea green, retaining this color well into the fall. The fronds form vase-shaped clusters which slowly spread circumferentially, eventually completing a ring of new plants around the parent.	H42-50" W18-24"	Zone 3(-40°)	● ●
Filipendula <i>Meadowsweet</i> These plants like moist soil to grow in, don't let it dry out. The flowers are feathery that are held above a mound of ferny leaves. Clumps can be easily divided in early spring.			
purpurea 'Japanese Purple' •Bright pink	H24-36" W18-24"	Mid Summer Zone 3(-40°)	○ ● ●
purpurea 'Kahome' •Rose-pink	H8-12" W12-18"	Mid Summer Zone 3(-40°)	○ ● ●
Fragaria <i>False Strawberry</i>			
'Lipstick' •Extremely showy, easy care groundcover that rewards you with bright red flowers and shiny fruit. Great for stabilizing embankments, but also makes an excellent tub plant. Thrives in most soils.	H4-6" W12-36"	Spring Zone 3(-40°)	○ ●
Gaillardia <i>Blanket Flower</i> From the early summer on, very showy banded flowers "blanket" these lovely plants. Bright and sunny, the ends of the petals on Gaillardia flowers have a torn, ruffled appearance. Daisy like flowers in warm colors grow on sturdy stems. Blanket Flowers are very well suited for a hot, sunny garden. A butterfly favorite, and completely carefree.			
'Fanfare Blaze' •Red center with burnt orange fluted petals	H12-18" W18-24"	Summer-Fall Zone 5(-20°)	○ ● ✂ ●
'Fanfare Citronella' •Sunny, bright yellow, trumpet shaped flowers bloom all season long, deadheading will promote more blooms	H20-22" W12-16"	Summer-Fall Zone 3(-40°)	○ ● ✂ ●
Arizona Series (<i>aristata</i>) Compact, uniform mounds of bright green foliage is covered in large 3-3.5" blossoms. Requires little care once established. Heat tolerant.			
'Apricot' •Large apricot colored flowers with yellow tips with a dark orange center	H8-12" W8-12"	Summer-Fall Zone 3(-40°)	○ ● ✂ ●
'Red Shades' •Large crimson red blossoms with a burgundy center	H8-12" W8-12"	Summer-Fall Zone 3(-40°)	○ ● ✂ ●
'Sun' •Large fiery orange-red blooms tipped by a ring of rich flame yellow	H8-12" W12-16"	Summer-Fall Zone 3(-40°)	○ ● ✂ ●
Gallo Series (<i>aristata</i>) Produces huge flowers on compact plants. Soft silver-green foliage. They have a long bloom time and deadheading will prolong the flowering. They have an upright habit and are non-invasive. Heat tolerant.			
'Bright Red' •Petals of rich burgundy-red grow around a rust-colored button eye	H10-12" W10-16"	Summer-Fall Zone 4(-30°)	○ ● ● ✂ ●
'Dark Bicolor' •Bicolor petals of flame red and gold surround a rust colored button eye	H10-12" W10-16"	Summer-Fall Zone 4(-30°)	○ ● ● ✂ ●
'Fire' •Hot bicolor flowers in flaming dark orange with gleaming yellow tips	H10-12" W10-16"	Summer-Fall Zone 4(-30°)	○ ● ● ✂ ●
'Peach' •The variety produces large, peach-colored flowers on stiff, straight stems	H10-12" W10-16"	Summer-Fall Zone 4(-30°)	○ ● ● ✂ ●
'Yellow Trumpet' •The blooms consist of a red center with yellow eye and trumpet petals that form with red flutes and a yellow tip	H10-12" W10-16"	Summer-Fall Zone 4(-30°)	○ ● ● ✂ ●



Gaillardia *Blanket Flower* Continued

Galya Series This series features three different flower forms, single, double and trumpet. Their compact, mounded habit produces an abundance of blooms that can cover most of the foliage.

'Wild Fire' *New* •This variety produces large sized red with yellow rim flowers	H12-18" W12-18"	Summer-Fall Zone 5(-20°)	○ ● ✂ 🦋
'Yellow' *New* •Large yellow flowers with a yellow center	H12-18" W12-18"	Summer-Fall Zone 5(-20°)	○ ● ✂ 🦋

Mesa Series (*grandiflora*) Very uniform, compact, well-branched plants with a strong, upright habit. They tend to flower about 2-3 weeks earlier than comparative varieties. Requires little care once established. Heat tolerant.

'Bright Bicolor' •Bright yellow, non-fading blooms with copper-red centers and red halos	H16-18" W20-22"	Early Summer-Fall Zone 4(-30°)	○ ● ✂ 🦋
'Peach' •Bright peach colored blooms with a pale blush-orange halo	H16-18" W20-22"	Early Summer-Fall Zone 4(-30°)	○ ● ✂ 🦋
'Red' •Bright solid red with a darker center	H16-20" W20-24"	Early Summer-Fall Zone 4(-30°)	○ ● ✂ 🦋
'Yellow' •Bright solid yellow petals surrounding a golden button eye	H16-18" W20-22"	Early Summer-Fall Zone 4(-30°)	○ ● ✂ 🦋

Sunrita Series (*aristata*) A first year flowering selection. This compact, mounding plant requires little attention. Provides an elegant display of brightly colored blooms.

'Burgundy' •Solid, burgundy-red petals with a darker eye	H14-20" W12-18"	Summer-Fall Zone 3(-40°)	○ ● ✂ 🦋
'Golden Yellow' •Produces very uniform and consistent sunny yellow flowers with a darker center	H14-20" W12-18"	Summer-Fall Zone 3(-40°)	○ ● ✂ 🦋
'Red with Yellow Tip' •Produces very uniform and consistent red with yellow tips flowers	H14-20" W12-18"	Summer-Fall Zone 3(-40°)	○ ● ✂ 🦋
'Yellow with Red Ring' •The blooms are very uniform and consistent yellow with red rings	H14-20" W12-18"	Summer-Fall Zone 3(-40°)	○ ● ✂ 🦋

Galium *Sweet Woodruff* Easily grown in average, well-drained soils in part shade to full shade. Spreads by both creeping roots and self-seeding to form an attractive ground cover in moist, shady areas.

odoratum <i>Sweet Woodruff</i> •Aromatic clusters of tiny star-shaped white flowers above tiers of leaves. Groundcover spreading in a friendly manner.	H6-8" W24-36"	Early Summer Zone 4(-30°)	● ●
--	------------------	------------------------------	-----

Gaura *Whirling Butterflies* Clumping perennial with blooms spaced intermittently up the spike, giving an open effect.

lindheimeri 'Rosyjane' •White with pink edges and dark green foliage	H18-24" W12-24"	Spring-Fall Zone 5(-20°)	○ ● ✂ 🦋
lindheimeri 'Siskiyou Pink' •Rich pink with green foliage	H18-30" W18-24"	Spring-Fall Zone 5(-20°)	○ ● ✂ 🦋



Ballerina Series (lindheimeri) Compact, well branched plants bloom continuously, producing striking, colorful flowers with dark foliage on airy plants. In the breeze the flowers move constantly, looking like a cloud of small butterflies.

'Blush' •Light pink with burgundy and green foliage	H12-18" W12-24"	Spring-Fall Zone 5(-20°)	○ ☞ ☜ ☎
'Rose' •Rose with red and green foliage	H12-18" W12-24"	Spring-Fall Zone 5(-20°)	○ ☞ ☜ ☎
'White Compact' •White with green foliage	H12-18" W12-24"	Spring-Fall Zone 5(-20°)	○ ☞ ☜ ☎

Belleza Series (lindheimeri) The Belleza Series has an upright, airy habit, fine green foliage and tall stems lined with delicate, open, five petaled flowers.

'Compact Light Pink' •Light pink with green foliage	H10-16" W16-20"	Spring-Fall Zone 6(-10°)	○ ☞ ☜ ☎
'Dark Pink' •Dark pink with green foliage	H12-18" W20-24"	Spring-Fall Zone 6(-10°)	○ ☞ ☜ ☎
'White' •White with green foliage	H12-18" W20-24"	Spring-Fall Zone 6(-10°)	○ ☞ ☜ ☎

Passionate Series (lindheimeri) These cultivars are the result of recent breeding for improved habit and better variegation. They have a compact growth habit. In the breeze, the flowers move constantly, looking like a cloud of small butterflies.

'Blush' •Pink with a burgundy and green foliage	H18-24" W12-18"	Spring-Fall Zone 5(-20°)	○ ☞ ☜ ☎
'Rainbow' •This variety has a dwarf and compact habit. The narrow tricolor variegated green leaves are bordered in creamy white. Early spring foliage is burgundy-red that matures to green, with cream accents and pink stems. Produces soft pink, flowers with magenta centers.	H18-24" W12-18"	Spring-Fall Zone 5(-20°)	○ ☞ ☜ ☎

Gazania Hardy Gazania This perennial Gazania is native to the mountains of South Africa, and a cousin to the annual bedding types. It forms a low tuft or mound of leathery, dark-green leaves, bearing daisy type blooms all season long. Remove faded flowers regularly to encourage more buds to form.

krebsiana 'Tanager' •Bright orange daisy-like flowers stand just above the glossy green leaves throughout the growing season.	H2-6" W8-12"	Spring-Fall Zone 5(-20°)	○ ☞ ☜
linearis 'Colorado Gold' •Bright golden yellow daisy-like flowers stand just above the glossy green leaves throughout the growing season.	H2-6" W8-12"	Spring-Fall Zone 5(-20°)	○ ☞ ☜

Perennials



PERENNIAL
FAVORITES

Geranium *Cranesbill* Long blooming seasons and neat growth habit. The common name “Cranesbill” comes from the shape of the pointed seedpod. These easy to care perennials are best planted as a border and in containers.

cantabrigiense ‘Biokovo’ •White with a light pink center with aromatic foliage that turns red in the fall	H8-18” W24-36”	Summer Zone 4(-30°)	○ ● ☼
cantabrigiense ‘Crystal Rose’ •Profusely blooming with magenta rose flowers, foliage turns orange in the fall	H12-18” W12-18”	Summer Zone 5(-20°)	○ ● ☼
cantabrigiense ‘Karmina’ •Deep pink flowers on aromatic foliage that takes on a red tinge in the fall	H8-18” W24-36”	Summer Zone 4(-30°)	○ ● ☼
himalayense ‘Johnson’s Blue’ •Tall old fashioned variety that is blue with a white eye	H18-24” W18-30”	Summer Zone 4(-30°)	○ ● ☼
oxonianum ‘Miss Heidi’ •Pink with dark veined flowers on a mound of ‘patterned’ green leaves	H12-18” W14-16”	Summer Zone 4(-30°)	○ ● ☼
‘Perfect Storm’ *New* •A low bushy mound of velvety gray-green leaves, bearing a long display of small cup-shaped magenta-pink flowers with a contrasting black eye	H10-12” W16-20”	Summer Zone 5(-20°)	○ ● ☼
pratense ‘Brookside’ •Bright violet-blue with dark veined flowers on mounding upright plant with deeply cut and lobed foliage	H18-24” W24-28”	Summer Zone 4(-30°)	○ ● ☼
pratense ‘Dark Reiter’ •Bright lilac-blue blossoms appear on short mounded plants with dissected dark foliage	H6-12” W6-12”	Summer Zone 4(-30°)	○ ● ☼
pyrenaicum ‘Bill Wallis’ •Small, rounded, lobed leaves and open sprays of vivid purple flowers	H12-18” W14-20”	Summer Zone 4(-30°)	○ ● ☼
‘Rozanne’ •Large violet-blue with purple veined flowers on deeply cut, slightly marbled and deep green foliage that turns orange-red in the fall	H18-24” W24-30”	Summer Zone 4(-30°)	○ ● ☼
sanguineum ‘Alpenglow’ *New* •Cup-shaped petals of pink with intricate darker veining. Profuse flowering blankets the mounded, finely-cut, green foliage that matures to burgundy red in fall.	H12-18” W12-18”	Summer Zone 4(-30°)	○ ● ☼
sanguineum <i>Bloody Cranesbill</i> •Deep magenta blooms over green foliage that turns a blood red in fall.	H12-18” W18-24”	Summer Zone 4(-30°)	○ ● ☼
sanguineum ‘Max Frei’ •Attractive, finely divided leaves produce deep magenta pink, cup shaped flowers in early summer, then sporadically throughout the season. Compact. Very easy and dependable.	H6-8” W12-24”	Summer Zone 4(-30°)	○ ● ☼
sanguineum ‘New Hampshire Purple’ •Bright magenta purple, more compact habit.	H8-18” W12-18”	Summer Zone 4(-30°)	○ ● ☼
sanguineum var. <i>striatum</i> *New* •This variety forms a bushy mound of fine-textured green foliage, bearing a bright display of soft-pink flowers, veined with deep pink.	H6-10” W12-18”	Summer Zone 4(-30°)	○ ● ☼
sanguineum ‘Vision Light Pink’ •Light pink with dark veining	H6-12” W12-14”	Summer Zone 4(-30°)	○ ● ☼
sanguineum ‘Vision Violet’ •Luminous violet flowers over medium green foliage	H8-12” W8-18”	Summer Zone 4(-30°)	○ ● ☼
sanguineum f. <i>nanum Dwarf Bloody Cranesbill</i> •Magenta-purple with dark veining	H6-12” W16-24”	Summer Zone 4(-30°)	○ ● ☼
‘Tiny Monster’ •Vigorous growing with bright magenta blooms that flower all summer above mounds of finely cut, deep green foliage. Low, mounding habit. Excellent groundcover.	H6-12” W18-24”	Summer Zone 4(-30°)	○ ● ☼

LEGEND: ☼=Pollinator • ✂=Cut Flower • ☼=Drought Resistant • 🦌=Deer Resistant • Z=USDA Zone

○=Full Sun • ◐=Part Sun • ●=Full Shade • H=Height of foliage/flower • W=Width of foliage



viscossimum <i>Sticky Cranesbill</i> •Excellent for understory plantings. Sticky, hairy lobed foliage turns a bright red in the fall. Small delicate pale lavender flowers stand tall above the foliage. Native and Waterwise	H24-30" W18-24"	Early Summer Zone 3(-40°)	○ ● ♀
wallichianum 'Buxton's Variety' •Blue with a white eye	H6-12" W18-24"	Summer Zone 5(-20°)	○ ● ☼
Geum Avens These unfussy, long-lived plants pump out beautiful foliage and flowers year after year. Plant in fall or spring when cooler temperatures help them get a healthy start. Remove spent flowers to encourage additional bloom, but consider leaving some of the later flowers so that the fluffy seed heads can form.			
coccineum 'Koi' •Orange flowers appear on dwarf, compact mound of glossy green foliage	H4-8" W6-12"	Early Summer Zone 5(-20°)	○ ● ♀ ✂
flore-plena 'Blazing Sunset' •Fully double, large scarlet red flowers	H12-24" W12-18"	Early Summer Zone 5(-20°)	○ ● ♀ ✂
'Flames of Passion' •Upward facing bright red and orange flowers appear on compact growth habit with deep wine-red stems	H16-20" W12-18"	Early Summer Zone 5(-20°)	○ ● ♀ ✂
'Totally Tangerine' •Upward facing bright tangerine-orange flowers grow on a compact mound of deep green fuzzy foliage	H20-30" W12-18"	Early Summer Zone 5(-20°)	○ ● ♀ ✂
triflorum <i>Prairie Smoke</i> •Versatile, evergreen, pink, feathery seed heads, high elevation native perennial that can tolerate heat and drought as well as seasonally saturated soils. Spreads by rhizomes. Repeat bloomer after summer rains.	H4-6" W6-12"	Early Spring Zone 3(-40°)	○ ● ☼ ☪ ☼
Cocktail Series Long bloomers with semi-double flowers.			
'Alabama Slammer' •Deep orange with red tipped single and semi-double flowers all on burgundy red stems and semi-evergreen foliage	H10-14" W16-12"	Early Summer Zone 4(-30°)	○ ● ☼ ☪ ☼
'Banana Daquiri' •Clear lemony yellow semi-double blooms on fuzzy stems	H12-18" W10-14"	Early Summer Zone 4(-30°)	○ ● ☼ ☪ ☼
'Cosmopolitan' •Semi-double rosy pink and cream flowers with ruffled petals on burgundy stems	H18-24" W14-18"	Early Summer Zone 4(-30°)	○ ● ☼ ☪ ☼
'Mai Thai' •Clusters of apricot to peach flowers with a rose blush appear on burgundy purple calyx	H16-18" W10-14"	Early Summer Zone 5(-20°)	○ ● ☼ ☪ ☼
'Sangria' •Produces single to semi-double vivid red-orange flowers	H16-18" W10-14"	Early Summer Zone 5(-20°)	○ ● ☼ ☪ ☼
'Tequila Sunrise' •Single and semi-double yellow flowers tipped in rose appear on shorter, clumping foliage that has striking burgundy-red stems	H18-24" W12-16"	Early Summer Zone 4(-30°)	○ ● ☼ ☪ ☼
Gypsophila <i>Dainty Baby's Breath</i> A tough and durable plant. Baby's Breath has come along way over the years with breeders improving their habit, bloom time and longevity in the garden. Cut back after flowering to encourage a second bloom.			
repens 'Filou Rose' •Forms a low mat of blue-green leaves producing masses of small starry, light pink, fragrant, single flowers.	H4-6" W6-10"	Summer-Fall Zone 3(-40°)	○ ♀ ☼
repens 'Filou White' •Forms a low mat of blue-green leaves producing masses of small, starry white, fragrant, single flowers.	H4-6" W6-10"	Summer-Fall Zone 3(-40°)	○ ♀ ☼

Perennials



PERENNIAL
FAVORITES

Helenium Sneezeweed All Heleniums need a place that is not too shady and they also prefer a good soil that holds moisture. Intolerant of dry soils. Wide, daisy-like long petals fanned around a brown center.

'Double Trouble' •Deciduous, compact perennial with lance-shaped dark green leaves and strong stems that hold golden-yellow, double flowers	H24-36" W12-24"	Summer Zone 4(-30°)	○ ● ✂️ 🌱 🦌
'Helbro-Mardi Gras' •Yellow petals, lavishly splashed with orange-red form wildly patterned stiff skirts around deep brown mounded center cones	H36-40" W18-24"	Summer Zone 4(-30°)	○ ● ✂️ 🌱 🦌
'Ruby Tuesday' •Burgundy red with deep mahogany centers that flower on compact, upright habit	H18-24" W18-24"	Summer Zone 4(-30°)	○ ● ✂️ 🌱 🦌

Mariachi Series Dwarf varieties developed to be consistently shorter and stronger stemmed compared to other varieties. Good branching habit, terrific for cutting.

'Bandera' *New* •Ruffled deep red with a bright golden halo blooms appear in late summer. Flowering a week to ten days later than the rest of the Mariachi series.	H12-14" W14-18"	Late Summer Zone 3(-40°)	○ ● ✂️ 🌱
'Fuego' *New* •These are incredibly showy and are made up of yellow-based, orange-red petals	H12-14" W14-18"	Late Summer Zone 3(-40°)	○ ● ✂️ 🌱
'Salsa' *New* •Red petals with a bit of orange surrounding a dark brown cone	H12-14" W14-18"	Late Summer Zone 3(-40°)	○ ● ✂️ 🌱
'Sombrero' *New* •Bright yellow flowers that are a great contrast to the dark green foliage	H12-14" W14-18"	Late Summer Zone 3(-40°)	○ ● ✂️ 🌱

Helianthemum Sun Rose These plants are versatile shrubby perennials, excellent for growing in the rock garden, or at the front of a hot, sunny border. Evergreen and compact growth habit. Flowers resemble wild roses. Drought tolerant once established.

nummularium 'Ben Fhada' *New* •A spreading, evergreen shrub with linear, bright green leaves and single, bright yellow flowers with orange centers	H6-12" W12-18"	Early Summer Zone 5(-20°)	○ ● ● 🌱
nummularium 'Ben Hope' *New* •Grey-green foliage and dark pink flowers with yellow centers	H6-12" W12-18"	Early Summer Zone 5(-20°)	○ ● ● 🌱
nummularium 'Ben Ledi' •Single, vibrant rose flowers have a deeper rose-red eye	H6-12" W12-18"	Early Summer Zone 5(-20°)	○ ● ● 🌱
nummularium 'Ben Nevis' •Dark green leaves act as a backdrop for the bright orange flowers with maroon centers	H8-12" W18-24"	Early Summer Zone 5(-20°)	○ ● ● 🌱
nummularium 'Bronze Carpet' *New* •Vibrant orange with yellow centers	H6-12" W18-24"	Early Summer Zone 5(-20°)	○
nummularium 'Fire Dragon' *New* •Red-orange flowers with yellow eye atop grey foliage. Only light pruning is needed.	H4-8" W12-18"	Early Summer Zone 5(-20°)	○ ● ● 🌱
nummularium 'Henfield Brilliant' •Single red-orange flowers, over a mound of silvery-gray foliage	H8-12" W18-24"	Early Summer Zone 5(-20°)	○ ● 🌱

LEGEND: 🦋=Pollinator • ✂️=Cut Flower • 🌱=Drought Resistant • 🦌=Deer Resistant • Z=USDA Zone
○=Full Sun • ●=Part Sun • ●=Full Shade • H=Height of foliage/flower • W=Width of foliage



Heliopsis False Sunflower These plants have an upright, clumping form with showy long blooming daisy-like flowers. Tolerates drought, but does best if regularly watered. Tolerates a wide range of soils, including poor, infertile ones. Remove spent flowers to extend bloom season.

helianthoides 'Bressingham Doubloon' *New* •Plants form a tall, bushy clump of dark green leaves, bearing branching heads of large fully double golden daisy flowers	H48-50" W23-35"	Summer-Fall Zone 3(-40°)	○ ♀ ✂
helianthoides 'Double Sunstruck' •These plants form a tall, bushy clump of white leaves with dark green veining with large, double golden daisy flowers	H14-16" W12-14"	Summer-Fall Zone 3(-40°)	○ ♀ ✂ ✂
helianthoides 'Sunstruck' •Forms a tall, bushy mound of silver and green variegated leaves and head of large, sunny yellow daisy flowers	H14-16" W12-14"	Summer-Fall Zone 3(-40°)	○ ♀ ✂ ✂

Hemerocallis Daylily One of the most popular perennials in existence. No garden should be without them. Available in a wide array of colors. Tolerates pollution, slopes, poor and dry soils and near pavement that is salted in winter.

Cream to White Flowers

'Baby Moon Cafe' •Creamy yellow with a purple eye and high bud count, blooms are perfectly round with a ruffled edge	H20-22" W18-24"	Summer <u>Rebloomer</u> Zone 3(-40°)	○ ♀ ✂ ✂
'Blackthorne' •Very light creamy yellow blossoms with a hint of peach display a prominent wine purple eye and matching picotee edge half way up the attractively ruffled petals with a chartreuse throat	H24-26" W18-24"	Summer <u>Rebloomer</u> Zone 3(-40°)	○ ♀ ✂ ✂
'Blueberry Candy' •Ivory with a blueberry center and a green throat	H18-24" W18-24"	Summer <u>Rebloomer</u> Zone 3(-40°)	○ ♀ ✂ ✂
'Early Snow' •Large white and very fragrant with a green throat	H24-30" W18-24"	Summer <u>Rebloomer</u> Zone 3(-40°)	○ ♀ ✂ ✂
'Inwood' •Lovely flowers of light creamy-yellow with an apple green throat and bold purple eye, with a dark purple edge	H30-36" W12-24"	Summer <u>Rebloomer</u> Zone 3(-40°)	○ ♀ ✂ ✂
'Joan Senior' •Creamy white with a green throat	H18-24" W18-24"	Summer <u>Rebloomer</u> Zone 3(-40°)	○ ♀ ✂ ✂
'Pandora's Box' •4" fragrant ruffled flowers with rich cream petals and a large cranberry purple eye with an emerald throat	H18-24" W18-24"	Summer <u>Rebloomer</u> Zone 3(-40°)	○ ♀ ✂ ✂
'Sunday Gloves' •This variety is fragrant, ruffled and near white, with a soft yellow center	H24-28" W18-24"	Summer <u>Rebloomer</u> Zone 3(-40°)	○ ♀ ✂ ✂
'When My Sweetheart Returns' •This variety blooms non-stop for about 3 1/2 months. Each soft cream blossom has a large, rose pink eye, lemon throat, and ruffled petals is of perfect form.	H14-16" W18-24"	Summer <u>Rebloomer</u> Zone 3(-40°)	○ ♀ ✂ ✂

Orange to Bronze Flowers

'Desert Flame' •Orange with a yellow throat	H30-36" W18-24"	Summer <u>Rebloomer</u> Zone 3(-40°)	○ ♀ ✂ ✂
'Elegant Explosion' •4" heavily ruffled and recurved blooms of dynamic sparkling orange-gold color	H18-20" W18-24"	Summer <u>Rebloomer</u> Zone 3(-40°)	○ ♀ ✂ ✂
'Spellbinder' *New* •6-7" fragrant, radiant golden orange flowers with a small dark green throat	H24-36" W18-24"	Summer <u>Rebloomer</u> Zone 3(-40°)	○ ♀ ✂ ✂



Hemerocallis *Daylily* Continued

Pink to Peach Flowers

'Always Afternoon' •Pink with a purple center and green throat	H18-24" W18-24"	Summer <u>Rebloomer</u> Zone 3(-40°)	○ ● ✂ 🍷
'Apricot Sparkles' •Solid apricot	H12-18" W18-24"	Summer Zone 3(-40°)	○ ● ✂ 🍷
'Barbara Mitchell' *New* •A soft pink with a yellowish throat. Large elegantly ruffled flowers	H18-24" W20-24"	Summer Zone 3(-40°)	○ ● ✂ 🍷
'Elegant Candy' •Fragrant blossoms are medium pink and have a triangular red eye, yellow watermark and a green throat. Heavily ruffled.	H18-25" W18-24"	Summer <u>Rebloomer</u> Zone 3(-40°)	○ ● ✂ 🍷
'Exotic Candy' •Light pink with a rose center and yellow throat	H24-30" W18-24"	Summer Zone 3(-40°)	○ ● ✂ 🍷
'Fairy Tale Pink' *New* •Ruffled pale pink flowers with a green throat	H18-24" W18-24"	Summer <u>Rebloomer</u> Zone 3(-40°)	○ ● ✂ 🍷
'George Caleb Bingham' •Large triangular shaped flowers, brushed with pink and ivory. It is revered for its reliability, ease of growth and beauty	H28-32" W24-36"	Summer <u>Rebloomer</u> Zone 3(-40°)	○ ● ✂ 🍷
'Just Plum Happy' •Pink with a plum center and yellow throat	H18-24" W18-24"	Summer <u>Rebloomer</u> Zone 3(-40°)	○ ● ✂ 🍷
'Mini Pearl' •Fragrant melon pink	H12-18" W12-18"	Summer <u>Rebloomer</u> Zone 3(-40°)	○ ● ✂ 🍷
'Passionate Returns' •Rose-red with a yellow throat	H16-18" W12-14"	Summer <u>Rebloomer</u> Zone 3(-40°)	○ ● ✂ 🍷
'Pretty Woman' •Large vibrant rosy flowers with yellow throats	H28-30" W24-36"	Summer <u>Rebloomer</u> Zone 3(-40°)	○ ● ✂ 🍷
'Rosy Returns' •Rose-pink with a dark pink eye and a yellow throat	H12-18" W18-24"	Summer <u>Rebloomer</u> Zone 3(-40°)	○ ● ✂ 🍷
'Royal Braid' •This sweetly fragrant daylily produces 5", fruity peachy mauve blossoms with a prominent grape-purple eye	H24-26" W18-24"	Summer <u>Rebloomer</u> Zone 3(-40°)	○ ● ✂ 🍷
'Scottish Fantasy' •Coral with a lime-green throat	H24-30" W18-24"	Summer <u>Rebloomer</u> Zone 3(-40°)	○ ● ✂ 🍷
'Stephanie Returns' •Light pink ruffled petals with a rose eye and yellow throat. This variety is more compact than other varieties	H16-18" W18-24"	Summer <u>Rebloomer</u> Zone 3(-40°)	○ ● ✂ 🍷
'Strawberry Candy' •Strawberry-pink with dark pink center and yellow throat	H24-30" W18-24"	Summer <u>Rebloomer</u> Zone 3(-40°)	○ ● ✂ 🍷
'Sweet Tart' *New* •Light pinkish peach, diamond dusted and ruffled petals around a golden yellow throat	H24-36" W18-24"	Summer Zone 3(-40°)	○ ● ✂ 🍷
'Wineberry Candy' •Soft pinkish-peach, lightly ruffled petals with a wine-purple eye and yellowish-green throat	H20-22" W18-24"	Summer <u>Rebloomer</u> Zone 3(-40°)	○ ● ✂ 🍷



Purple to Lavender Flowers

'Barbary Corsair' •This variety produces 3.5" flowers with violet, plum-purple blooms with a lime-green throat	H30-36" W20-30"	Summer <u>Rebloomer</u> Zone 3(-40°)	○ ● ✂ 🌿
'Bela Lugosi' •The darkest, purple-black flowers with a lime green throat	H30-36" W18-24"	Summer Zone 3(-40°)	○ ● ✂ 🌿
'Daring Deception' •Lavender with a purple center and edging, yellow-green throat	H18-24" W18-24"	Summer <u>Rebloomer</u> Zone 3(-40°)	○ ● ✂ 🌿
'Garden Show' •Lavender with a yellow-green throat	H24-30" W18-24"	Summer <u>Rebloomer</u> Zone 3(-40°)	○ ● ✂ 🌿
'Macbeth' *New* •Fragrant lavender with dark purple eye and yellow throat	H20-24" W18-24"	Summer Zone3(-40°)	○ ● ✂ 🌿
'Mary Reed' •Deep lavender with white midribs	H14-18" W12-24"	Summer Zone 3(-40°)	○ ● ✂ 🌿
'Midnight Raider' •Dark shades of red with a yellow throat	H24-30" W18-24"	Summer Zone 3(-40°)	○ ● ✂ 🌿
'Purple d'Oro' •Purple with green throat	H12-18" W18-24"	Summer <u>Rebloomer</u> Zone 3(-40°)	○ ● ✂ 🌿

Red to Burgundy Flowers

'American Revolution' •Produces blooms of large 5.5" wide, velvety dark red trumpets, almost black, with a nicely contrasting green throat	H26-36" W24-26"	Summer <u>Rebloomer</u> Zone 3(-40°)	○ ● ✂ 🌿
'Autumn Red' •Large bright red flowers with a yellow eye and stripe down each petal	H26-34" W18-24"	Summer <u>Rebloomer</u> Zone 3(-40°)	○ ● ✂ 🌿
'Earlybird Cardinal' *New* •This vigorous daylily produces large, watermelon red blossoms	H18-22" W12-18"	Summer Rebloomer Zone 3(-40°)	○ ● ✂ 🌿
'Pardon Me' •Cranberry-red with a green throat	H18-24" W18-24"	Summer <u>Rebloomer</u> Zone 3(-40°)	○ ● ✂ 🌿
'Passion for Red' *New* •Very large, fragrant blooms that are red with a yellow throat	H24-27" W18-24"	Summer Rebloomer Zone 3(-40°)	○ ● ✂ 🌿
'Red Hot Returns' •Cherry-red with a yellow throat	H28-28" W18-24"	Summer <u>Rebloomer</u> Zone 3(-40°)	○ ● ✂ 🌿
'Red Razzamatazz' •Fire engine red with a yellow throat	H30-36" W18-24"	Summer <u>Rebloomer</u> Zone 3(-40°)	○ ● ✂ 🌿
'Round Midnight' •Fragrant, sunfast, shimmering 6" deep reddish purple flowers have a discreet cream picotee edge half way up the petal	H24-30" W18-24"	Summer <u>Rebloomer</u> Zone 3(-40°)	○ ● ✂ 🌿
'Scarlet Orbit' •Fragrant red flowers, with yellow-green throats	H20-22" W18-30"	Summer <u>Rebloomer</u> Zone 3(-40°)	○ ● ✂ 🌿
'South Seas' •Salmon with a yellow-green throat	H30-36" W18-24"	Summer <u>Rebloomer</u> Zone 3(-40°)	○ ● ✂ 🌿



Hemerocallis *Daylily* Continued

Yellow to Gold Flowers

'Black Eyed Susan' *New* •Butter yellow with red purple eyezone	H26-32" W18-24"	Summer Rebloomer Zone 3(-40°)	○ ● ✂ ♣
'Bonanza' •Produces an abundance of fragrant, large, rich golden-yellow flowers with a contrasting deep purple eye	H24-36" W18-24"	Summer Rebloomer Zone 3(-40°)	○ ● ✂ ♣
'Buttered Popcorn' •Butter yellow	H30-36" W18-24"	Summer Rebloomer Zone 3(-40°)	○ ● ✂ ♣
'Erin Lea' •Yellow with a green throat	H24-30" W18-24"	Summer Rebloomer Zone 3(-40°)	○ ● ✂ ♣
'Fragrant Returns' •Sweetly scented, lemon-yellow blooms, packs a lot of power into a small package	H18-24" W18-24"	Summer Rebloomer Zone 3(-40°)	○ ● ✂ ♣
'Happy Returns' •Canary yellow	H12-18" W18-24"	Summer Rebloomer Zone 3(-40°)	○ ● ✂ ♣
'Hyperion' •Sweetly scented and yellow flowering with a tiny green throat	H30-36" W30-36"	Summer Rebloomer Zone 3(-40°)	○ ● ✂ ♣
'Majestic Move' *New* •Very large 6" bright yellow, ruffled flowers are produced on candelabra branched stems	H24-28" W18-24"	Summer Rebloomer Zone 3(-40°)	○ ● ✂ ♣
'Stella de Oro' •Golden yellow flowers	H12-18" W18-24"	Summer Rebloomer Zone 3(-40°)	○ ● ✂ ♣
'The Jury's Out' •These sunny yellow blooms are trumpet shaped and on average they will produce 60+ blooms in a single season	H30-34" W18-24"	Summer Rebloomer Zone 3(-40°)	○ ● ✂ ♣

Hesperaloe

parviflora Red Yucca •This is a tough cold hardy accent plant. A grass-like bushy mound of narrow, spine tipped leaves are topped by tall flower stalks of light salmon to coral-red with grey-green foliage. <u>Native and Waterwise</u>	H24-48" W24-48"	Summer Zone 5(-20°)	○ ● ● ♣
---	--------------------	------------------------	------------

Heuchera Coral Bells Grown for foliage. You can find any color from green to burgundy. Semi-evergreen compact clumps with lobed leaves. Airy bell-shaped flowers on wiry stems.

americana 'Marvelous Marble' •Purple to green marbling foliage with white flowers	H8-12" W18-24"	Late Spring Zone 4(-30°)	● ● ● ✂
'Black Pearl' *New* •Shiny, jet black leaves with scalloped, ruffled edges and rosy purple undersides. Topped with white flowers with pink calyxes.	H8-10" W26-30"	Late Spring Zone 4(-30°)	● ● ● ✂
'Delta Dawn' •Gold to lime is the main leaf color which is a perfect background for the red venation	H8-12" W24-30"	Late Spring Zone 4(-30°)	● ● ● ✂
'Forever Red' *New* •The leaves are cut and somewhat ruffled and reddest in the spring and fall when the temperatures are cooler. The 14" spikes with white flowers compliment and contrast with the foliage.	H8-14" W10-14"	Late Spring Zone 4(-30°)	● ● ● ✂
'Georgia Plum' •Purple-pink foliage with pink flowers	H6-8" W12-18"	Late Spring Zone 4(-30°)	● ● ● ✂

LEGEND: ●=Pollinator • ✂=Cut Flower • ♣=Drought Resistant • ●=Deer Resistant • Z=USDA Zone

○=Full Sun • ●=Part Sun • ●=Full Shade • H=Height of foliage/flower • W=Width of foliage



'Lime Marmalade' •Heavily ruffled, smaller lime green to chartreuse leaves form a compact rounded clump. Robust rigorous grower. White flowers.	H10-16" W18-24"	Late Spring Zone 4(-30°)	● ○ ✂ ✂
'Melting Fire' •Red-purple foliage with cream flowers	H12-18" W8-12"	Late Spring Zone 4(-30°)	● ○ ✂ ✂
micrantha 'Palace Purple' •Shades of purple and green with white flowers	H12-18" W18-24"	Late Spring Zone 4(-30°)	● ○ ✂ ✂
'Midnight Rose' •Dark purple with pink flecks on the foliage and white flowers	H8-12" W10-16"	Late Spring Zone 4(-30°)	● ○ ✂ ✂
'Obsidian' •Black-purple foliage with white flowers	H18-24" W10-16"	Late Spring Zone 4(-30°)	● ○ ✂ ✂
sanguinea 'Ruby Bells' •Green foliage with ruby-red flowers	H12-18" W12-18"	Late Spring Zone 4(-30°)	● ○ ✂ ✂
sanguinea 'Splendens Firefly' •Green foliage with coral flowers	H12-18" W12-18"	Late Spring Zone 4(-30°)	● ○ ✂ ✂
'Snow Angel' •Marbled cream and green foliage with bright pink flowers	H6-12" W6-12"	Late Spring Zone 4(-30°)	● ○ ✂ ✂
villosa 'Caramel' •Shades of apricot with a pink flower	H12-18" W14-18"	Late Spring Zone 4(-30°)	● ○ ✂ ✂
villosa 'Encore' •Shades of silvery rose with dark veining and white flowers	H12-18" W10-14"	Late Spring Zone 4(-30°)	● ○ ✂ ✂
Canyon Series These plants were especially bred for compact habit and profuse blooms in all its cultivars. Although quietly attractive in their own right, the diminutive mounds of glossy, green foliage take second stage to the abundance of tiny, tubular, brightly-colored flowers.			
'Duet' •Dark green foliage with pink and white flowers	H6-12" W6-12"	Late Spring Zone 4(-30°)	● ○ ✂ ✂
Carnival Series Heat-tolerant hybrids come in high-impact colors. Nice mounding habits make great displays. Excellent for shade containers.			
'Black Olive' •Purple-black and green foliage with a light pink flower	H10-12" W12-14"	Late Spring Zone 4(-30°)	● ○ ✂
'Candy Apple' *New* •Leaves emerge deep red and mature to a reddish-green coppery color with a slight silver overlay.	H12-14" W12-14"	Late Spring Zone 4(-30°)	● ○ ✂
'Cocomint' •Silvery green with dark veining and white flowers	H10-12" W12-14"	Late Spring Zone 4(-30°)	● ○ ✂
'Fall Festival' •Leaves in shades of bronze, green and silver overlay. Goes from copper to patina green with dark veining.	H10-12" W12-14"	Late Spring Zone 4(-30°)	● ○ ✂
'Limeade' •Lime green foliage with metallic silver highlights creates a tight mound and excellent contrast for its sprays of tiny white flowers.	H10-12" W12-14"	Late Spring Zone 4(-30°)	● ○ ✂
'Peach Parfait' •Beautiful peach-pink foliage. Shows silver in cooler temperatures.	H10-12" W12-14"	Late Spring Zone 4(-30°)	● ○ ✂



Heuchera *Coral Bells* Carnival Series Continued

'Plum Crazy' •The large, ruffled leaves are deep purple with silver highlights and mauve undersides. Sprays of small creamy white flowers appear in summer.	H10-12" W12-14"	Late Spring Zone 4(-30°)	● ● ●
'Rose Granita' *New* •Rich purple laced with inter-veins of silver background. Dainty sprays of white flowers.	H10-12" W12-14"	Late Spring Zone 4(-30°)	● ● ●
'Silver Streak' •Bright silver green foliage with dark veining	H10-12" W12-14"	Late Spring Zone 4(-30°)	● ● ●
'Watermelon' •Watermelon-red with silver overlays and a white flower	H10-12" W12-14"	Late Spring Zone 4(-30°)	● ● ●

Hibiscus *Hardy Hibiscus* Substantial shrub-like plants with flowers like a tropical Hibiscus. Flowers are round and saucer-shaped with a prominent central stamen.

'Airbrush Effect' *New* •8", vibrant pink flowers with salmon tones have an airbrushed central white halo and a small dark red eye. Overlapping petals create a three dimensional look to the flowers. The rich, dark green foliage forms a compact habit.	H40-48" W48-54"	Summer-Early Fall Zone 4(-30°)	○ ☼
'Heartthrob' •Near black glossy buds open to lustrous deep red blossoms with a blackish red center and veining. 8-10" wide blossoms have round overlapping petals with a hint of ruffling on the edges. Compact and well branched.	H46-48" W70-74"	Summer Zone 4(-30°)	○ ☼
'Mars Madness' •This variety features dark olive-green leaves that have copper highlights, with the newest leaves emerging coppery purple. Huge 6-8" flowers open flat and are magenta-red. Each flower has a small, darker red halo with overlapping petals and deeply impressed veins.	H48-54" W72-78"	Late Summer-Fall Zone 4(-30°)	○ ☼
'Midnight Marvel' •The darkest Hibiscus yet, with foliage that is a dark violet-purple. The leaves turn a fiery orange in fall. Huge deep wine purple blossoms open in mid summer until frost.	H46-48" W50-54"	Summer Zone 4(-30°)	○ ☼
'Mocha Moon' •Produces 7-8" pure white flowers with a scarlet-red eye on maple cut leaves of deep bronze-green	H36-48" W66-72"	Late Summer-Fall Zone 4(-30°)	○ ☼
'Plum Fantasy' *New* •Lipstick red buds open to very large 8-9" vibrant magenta red flowers with a deeper red eye and red stamens. The texture of the petals is very unique as they are puckered and crinkled, giving them added dimension.	H54-65" W54-65"	Late Summer-Fall Zone 4(-30°)	○ ☼
'Starry Starry Night' •Dark, near-black maple leaves are covered with huge 8" flowers in pale pink petals and dark pink veining	H40-48" W40-48"	Late Summer-Fall Zone 4(-30°)	○ ☼
'Summer In Paradise' *New* •Deep red buds open to 7-8" hot cerise red flowers. Medium green maple-like leaves are accented by olive-green edges.	H36-42" W36-65"	Late Summer-Fall Zone 4(-30°)	○ ☼
'Tie Dye' •The 8-10" bright pink petals have a white eye and a red center, over green foliage.	H48-60" W48-60"	Late Summer-Fall Zone 4(-30°)	○ ☼
'Vintage Wine' •Near black buds open to huge 7"scarlet red flowers and has a darker red eye. The overlapping petals have a crinkled texture and open completely with minimal cupping.	H48-50" W60-64"	Summer Zone 4(-30°)	○ ☼

LEGEND: ☼=Pollinator • ✂=Cut Flower • ☼=Drought Resistant • 🦌=Deer Resistant • Z=USDA Zone

○=Full Sun • ●=Part Sun • ●=Full Shade • H=Height of foliage/flower • W=Width of foliage



Luna Series (moscheutos) This species is compact, bushy, well-branched plants with a mounded habit. The blooms are 6-8" in diameter. Extremely heat tolerant once established.

'Pink Swirl' •Light pink with a red center and green foliage	H24-36" W24-36"	Late Summer-Fall Zone 4(-30°)	○ ☼
'Red' •Dark red with green foliage	H24-36" W24-36"	Late Summer-Fall Zone 4(-30°)	○ ☼
'Rose' •Deep rose with green foliage	H24-36" W24-36"	Late Summer-Fall Zone 4(-30°)	○ ☼
'White' •White with a red center and green foliage	H24-36" W24-36"	Late Summer-Fall Zone 4(-30°)	○ ☼

Hosta Plantain Lily Most popular shade plant of all time. Their lush clumps of bold exotic leaves are the main feature. The stalks of lily-like flowers are an added bonus. Flowers are shades of lavender to white. Drought tolerant once established.

'Albo Marginata' •Green with cream margins	H24-36" W36-48"	Summer Zone 3(-40°)	● ☼
'August Moon' •Crinkled golden yellow foliage	H18-24" W24-36"	Summer Zone 3(-40°)	● ☼
'Aureo Marginata' •Dark green with chartreuse margins	H18-24" W24-36"	Summer Zone 3(-40°)	● ☼
'Blue Angel' •Blue with ribs	H24-36" W36-48"	Summer Zone 3(-40°)	● ☼
'Christmas Tree' •Dark green with small white margins	H18-24" W34-46"	Summer Zone 3(-40°)	● ☼
'Earth Angel' •Blue-green with cream margins	H30-36" W28-40"	Summer Zone 3(-40°)	● ☼
'Elegans' •Solid blue	H24-30" W24-36"	Summer Zone 3(-40°)	● ☼
'Eternal Flame' •Green with a bright white center that resembles a flame in the middle of the leaf	H12-14" W32-36"	Late Summer Zone 3(-40°)	● ☼
'First Frost' •Blue with cream margins	H12-18" W24-36"	Summer Zone 3(-40°)	● ☼
'Fragrant Dream' •Dark green with cream margins that turn white with age	H20-24" W36-40"	Summer Zone 3(-40°)	● ☼
'Francee' Green with white margins	H18-24" W36-48"	Summer Zone 3(-40°)	● ☼
'Francis Williams' •Blue-green foliage with chartreuse margins	H18-24" W36-48"	Summer Zone 3(-40°)	● ☼
'Guacamole' •Chartreuse with dark green margins	H16-20" W24-36"	Summer Zone 3(-40°)	● ☼
'Halcyon' •Medium size frosty blue-green pointed foliage	H18-24" W24-36"	Summer Zone 3(-40°)	● ☼
'Hyacinthina' •Very dark green	H12-18" W18-24"	Summer Zone 3(-40°)	● ☼
'Krossa Regal' •Silvery blue	H36-42" W24-36"	Summer Zone 3(-40°)	● ☼
'Mediovariegata' •Wavy-edged, oval leaves with broad margins streaked in dark and pale apple-green, with a white flame-shaped marking in the center	H12-24" W16-36"	Summer Zone 3(-40°)	● ☼
'Minute Man' •Dark green center with white margins	H18-24" W24-36"	Summer Zone 3(-40°)	● ☼
'Paradigm' *New* •Large, bright gold leaves with a wide blue-green margin. Variegation intensifies in late spring. Leaves are corrugated. Produces light lavender flowers.	H18--22" W36-48"	Summer Zone 3(-40°)	● ☼



Hosta *Plantain Lily* Continued

'Patriot' •Dark green with white margins	H18-24" W24-36"	Summer Zone 3(-40°)	● ☹
'Paul's Glory' *New* •Blue-green leaves with a chartreuse center in spring. By summer they turn a darker green and the centers brighten to gold. Heart-shaped.	H24-30" W36-42"	Summer Zone 3(-40°)	● ☹
'Regal Splendor' •Blue foliage with small cream margins	H36-42" W24-36"	Summer Zone 3(-40°)	● ☹
'Royal Standard' •Solid green	H24-36" W36-60"	Summer Zone 3(-40°)	● ☹
'Sagae' •Huge wavy, frosted gray-green leaves with yellow to creamy white margins	H24-30" W36-42"	Summer Zone 3(-40°)	● ☹
'Shade Fanfare' •Green foliage with cream margins	H18-24" W18-24"	Summer Zone 3(-40°)	● ☹
'Stained Glass' •Gold to chartreuse foliage with dark green margins	H18-24" W36-46"	Summer Zone 3(-40°)	● ☹
'Sum and Substance' •Golden chartreuse	H30-36" W50-60"	Summer Zone 3(-40°)	● ☹
'Victory' *New* •Large, thick, heart shaped green leaves have a wavy cream margin. Off white flowers appear in summer.	H30-36" W60-70"	Summer Zone 3(-40°)	● ☹
'Wheaton Blue' •Solid blue foliage	H18-24" W36-46"	Summer Zone 3(-40°)	● ☹
'Wide Brim' •Green foliage with wide gold margins	H18-24" W24-36"	Summer Zone 3(-40°)	● ☹

Hypericum Tolerates wide range of soils. Thrives on sandy soils in full sun. Less floriferous in part shade. Features large, rose-like, 5-petaled, yellow flowers (2-3" diameter).

calycinum St. John's Wort •Large, saucer-shaped, 5-petaled, bright yellow flowers with distinctively protruding bushy stamens cover this dense shrubby ground cover with spectacular blooms. Clad with leathery, rich green leaves.	H12-18" W18-24"	Summer Zone 5(-20°)	○ ●
ceratoides 'Silvana' •Bright yellow with silvery green leaves, that will cascade over a hanging basket or container	H4-6" W10-16"	Summer Zone 5(-20°)	○ ●











Iberis Candytuft Dark green mounding foliage with many dense flower clusters. Suited for edging, borders, groundcover and rock gardens.

'Masterpiece' •The extra large pure white flower with a small pink center form clusters that smother the dark green foliage	H10-16" W18-24"	Spring Zone 5(-20°)	○ ● ☹ ☹
sempervirens 'Alexander White' •Pure white flowers will sometimes gradually age to light pink	H8-10" W12-18"	Spring Zone 4(-30°)	○ ● ☹ ☹
sempervirens 'Purity' •Small, pure white flowers obscure the neat, dense mound of glossy green foliage	H6-8" W12-24"	Spring Zone 4(-30°)	○ ● ☹ ☹
sempervirens 'Tahoe' •Large clusters of pure white flowers carpet the narrow, evergreen leaves that blooms about 2 weeks earlier than other varieties	H8-10" W12-24"	Spring Zone 4(-30°)	○ ● ☹ ☹
sempervirens 'Whiteout' •It has dark green foliage with masses of pretty bright white blooms	H6-8" W8-12"	Spring Zone 3(-40°)	○ ● ☹ ☹

LEGEND: ☹=Pollinator • ✂=Cut Flower • ☹=Drought Resistant • ☹=Deer Resistant • Z=USDA Zone
○=Full Sun • ●=Part Sun • ●=Full Shade • H=Height of foliage/flower • W=Width of foliage























Incarvillea Hardy Gloxinia Easy to grow border plant. Large trumpet-shaped flowers grow above a mound of glossy coarsely divided green leaves.



















































delavayi Hardy Gloxinia •Rose-purple	H12-24" W12-18"	Early Summer Zone 5(-20°)	    
delavayi 'Alba' •White	H12-24" W12-18"	Early Summer Zone 5(-20°)	    

Iris Flags This highly diverse group of plants have flowers in virtually every color. All have grassy sword-shaped leaves forming a clump.

Japanese Iris (ensata) •Their large and flattened, crepe-textured blooms appear over tall grassy clumps that somewhat resemble cattails. These have been selected and bred in Japan for hundreds of years. Must have plenty of moisture until bloom.

'Fortune' *New* •Elegant white and purple blooms	H24-30" W12-18"	Late Spring Zone 4(-30°)	    
'Lady In Waiting' *New* •Near-white flowers with brushed lavender edges. Lightly ruffled form.	H32-36" W24-36"	Late Spring Zone 4(-30°)	    
'Sensation' *New* •Deep velvety purple blooms with yellow strokes	32-36" W18-24"	Late Spring Zone 4(-30°)	    
'Variegata' *New* •Green and white-striped leaves, bearing drooping dark purple flowers.	H24-30" W12-24"	Late Spring Zone 4(-30°)	    

German Bearded Iris (germanica) These are the most popular with gardeners for their large satiny flowers and taller forms.

'Beverly Sills' *New* •Uniform coral pink self with lacy edges and impeccable form. Extremely fast grower and a very heavy bloomer.	H24-36" W18-24"	Late Spring Zone 3(-40°)	    
'Best Bet' •Large fragrant blooms have delicate blue standards and clear blue falls	H36-42" W12-24"	Rebloomer Late Spring Zone 3(-40°)	    
'Cherry Blossom Song' *New* •Bicolor pink and purple	H30-36" W12-24"	Late Spring Zone 3(-40°)	    
'Feedback' •Solid blue-violet	H36-42" W12-24"	Rebloomer Late Spring Zone 3(-40°)	    
'Final Episode' •Frilly, pale lemon to gold standards, violet falls that are lighter at the edges and a reddish-brown overlay on the falls	H30-36" W12-18"	Rebloomer Late Spring Zone 3(-40°)	    
'Firebreather' *New* •Orange-tangerine	H30-34" W12-18"	Rebloomer Late Spring Zone 3(-40°)	    
'Fringe of Gold' *New* •Golden yellow with white falls edged in gold	H36-48" W12-24"	Late Spring Zone 3(-40°)	    
'Harvest of Memories' •Radiant all-yellow iris with widely ruffled petals and a slight sweet fragrance	H24-38" W12-24"	Rebloomer Late Spring Zone 3(-40°)	    
'Hemstitched' •Sparkling white, ruffled-edge blooms that are etched in lilac	H30-36" W12-24"	Rebloomer Late Spring Zone 3(-40°)	    
'Immortality' •This variety has ruffled, soft white self with pale lemon-yellow beards	H30-36" W12-24"	Rebloomer Late Spring Zone 3(-40°)	    



Iris *Flags* German Bearded Iris Continued

'Jurassic Park' *New* •Canary yellow, broadly ruffled standards, blended purple falls with silver beards	H24-36" W12-18"	Late Spring Zone 3(-40°)	☉ ☐ ☼ ✂ 🦌 🌵
'Lenora Pearl' •Salmon-pink blooms	H24-30" W12-24"	<u>Rebloomer</u> Late Spring Zone 3(-40°)	☉ ☐ ☼ ✂ 🦌 🌵
'Mariposa Autumn' *New* •Lightly ruffled rosy violet standards, white showing in center; white falls, rosy violet margin	H24-30" W12-24"	<u>Rebloomer</u> Late Spring Zone 3(-40°)	☉ ☐ ☼ ✂ 🦌 🌵
'Mary Frances' *New* •Orchid blue	H36-48" W12-24"	Late Spring Zone 3(-40°)	☉ ☐ ☼ ✂ 🦌 🌵
'Magical Encounter' •Pink selfs with salmon falls	H30-36" W12-24"	<u>Rebloomer</u> Late Spring Zone 3(-40°)	☉ ☐ ☼ ✂ 🦌 🌵
'Mariposa Skies' •The white selfs give way to soft blue falls	H30-34" W12-24"	<u>Rebloomer</u> Late Spring Zone 3(-40°)	☉ ☐ ☼ ✂ 🦌 🌵
'Orange Harvest' •Luminously orange	H32-36" W18-24"	<u>Rebloomer</u> Late Spring Zone 3(-40°)	☉ ☐ ☼ ✂ 🦌 🌵
'Pagan Dance' •Royal purple falls have large, velvety black spots covering their centers and a flash of brightness from orange beards	H30-32" W18-24"	<u>Rebloomer</u> Late Spring Zone 3(-40°)	☉ ☐ ☼ ✂ 🦌 🌵
'Pure Gold' •Golden yellow that are heavily ruffled with deeper gold falls	H30-34 W18-24"	<u>Rebloomer</u> Late Spring Zone 3(-40°)	☉ ☐ ☼ ✂ 🦌 🌵
'Rockstar' •Raspberry-rose standards and pale apricot falls edged and speckled	H30-36" W12-24"	<u>Rebloomer</u> Late Spring Zone 3(-40°)	☉ ☐ ☼ ✂ 🦌 🌵
Rosalie Figge' *New* •Deep violet	H30-36"	<u>Rebloomer</u> Late Spring Zone 3(-40°)	☉ ☐ ☼ ✂ 🦌 🌵
'Sea Double' *New* •Light blue	H30-36"	<u>Rebloomer</u> Late Spring Zone 3(-40°)	☉ ☐ ☼ ✂ 🦌 🌵
'Speeding Again' •Purple with a small amount of white on the falls	H36-38" W12-18"	<u>Rebloomer</u> Late Spring Zone 3(-40°)	☉ ☐ ☼ ✂ 🦌 🌵
'Spiced Custard' *New* •Cream and yellow standards with burnt orange and cinnamon brown	H24-32" W12-18"	Late Spring Zone 3(-40°)	☉ ☐ ☼ ✂ 🦌 🌵
'Sugar Blues' *New* •Blue petals and white beard	H30-36"	<u>Rebloomer</u> Late Spring Zone 3(-40°)	☉ ☐ ☼ ✂ 🦌 🌵
'Summer Olympics' *New* •Brilliant greenish yellow standards; white falls with yellow margins	H24-32" W12-18"	<u>Rebloomer</u> Late Spring Zone 3(-40°)	☉ ☐ ☼ ✂ 🦌 🌵
'Superstition' *New* •Black-purple flowers with a hint of maroon	H32-36" W12-18"	Late Spring Zone 3(-40°)	☉ ☐ ☼ ✂ 🦌 🌵
'Swept Off My Feet' •Soft orchid standards are rounded, the falls are rounded as well, and have a clean border with orange beards that enhance the white falls	H30-34" W18-24"	<u>Rebloomer</u> Late Spring Zone 3(-40°)	☉ ☐ ☼ ✂ 🦌 🌵

LEGEND: ☼=Pollinator • ✂=Cut Flower • 🌵=Drought Resistant • 🦌=Deer Resistant • Z=USDA Zone
☉=Full Sun • ☐=Part Sun • ●=Full Shade • H=Height of foliage/flower • W=Width of foliage



'Violet Turner' •Purple selfs with darker purple falls	H20-30" W18-24"	Rebloomer Late Spring Zone 3(-40°)	○ ● ♀ ✂ ⊗ ♀
'War Chief' *New* •Velvety dark red	H30-36"	Rebloomer Late Spring Zone 3(-40°)	○ ● ♀ ✂ ⊗ ♀
'Ziggy' •Golden-yellow standards that contrast wonderfully with the deep lavender striped falls	H28-30" W12-24"	Rebloomer Late Spring Zone 3(-40°)	○ ● ♀ ✂ ⊗ ♀
Miniature German Bearded Iris (germanica miniature) Miniature variety of bearded iris. these varieties only get between 6-15" tall. Great for the front of a boarder. Blooms mid to late season.			
'Absolute Joy' •Bright pink with fuchsia-purple spot on falls	H10-12" W10-12"	Late Spring Zone 3(-40°)	○ ● ♀ ✂ ⊗ ♀
'Cache of Gold' *New* •Bright gold with white tipped beards. Rebloomer	H10-12" W10-12"	Late Spring Zone 3(-40°)	○ ● ♀ ✂ ⊗ ♀
'Eramosa Skies' •Light sapphire-blue	H10-12" W10-12"	Late Spring Zone 3(-40°)	○ ● ♀ ✂ ⊗ ♀
'Ice and Indigo' •White self with blue falls with white edging	H10-12" W10-12"	Late Spring Zone 3(-40°)	○ ● ♀ ✂ ⊗ ♀
'Jive' *New* •Golden apricot with a maroon splotch on the falls	H10-12" W10-12"	Late Spring Zone 3(-40°)	○ ● ♀ ✂ ⊗ ♀
'Precious Little Pink' •Soft pink	H10-12" W10-12"	Rebloomer Late Spring Zone 3(-40°)	○ ● ♀ ✂ ⊗ ♀
'Smart' •Purple with darker purple falls	H10-12" W10-12"	Late Spring Zone 3(-40°)	○ ● ♀ ✂ ⊗ ♀
'Fireplace Embers' •Yellow with maroon centered falls	H10-12" W10-12"	Late Spring Zone 3(-40°)	○ ● ♀ ✂ ⊗ ♀
Variegated Iris (pallida)			
'Albo Variegata' •Solid purple with green and white variegated foliage	H18-28" W18-24"	Late Spring Zone 3(-40°)	○ ● ♀ ✂ ⊗ ♀
'Aurea Variegated' •Purple blooms with yellow and green variegated foliage	H18-36" W18-24"	Late Spring Zone 3(-40°)	○ ● ♀ ✂ ⊗ ♀
Siberian Iris (sibirica) Strong clumps of grassy leaves that remain attractive all season. Delicate looking flowers rise above on slender stems. They tolerate shade better than most Irises as well as poorly drained soil. Very long lived.			
'Blue King' •Solid royal blue	H24-36" W18-24"	Late Spring Zone 3(-40°)	○ ● ♀ ♀ ✂ ♀
'Butter and Sugar' •Cream self with yellow falls	H24-28" W18-24"	Late Spring Zone 3(-40°)	○ ● ♀ ♀ ✂ ♀
'Caesar's Brother' •Solid deep purple	H24-36" W18-24"	Late Spring Zone 3(-40°)	○ ● ♀ ♀ ✂ ♀
'Concord Crush' *New* •Large, vibrant, double blue blooms create a stunning statement	H24-36" W18-24"	Late Spring Zone 3(-40°)	○ ● ♀ ♀ ✂ ♀



Iris *Flags* Siberian Iris Continued

'Lavender Queen' •Lavender self and falls, falls have a cream base	H24-30" W18-24"	Late Spring Zone 3(-40°)	○ ● ✂ ✂
'Painted Desert' •Blue-violet with white and yellow on the self and falls	H24-36" W18-24"	Late Spring Zone 3(-40°)	○ ● ✂ ✂
'Ruffled Velvet' •This mid-sized selection has rich, velvety deep purple flowers with gold markings	H18-28" W18-24"	Late Spring Zone 3(-40°)	○ ● ✂ ✂
'Silver Edge' •Solid blue with silver edges	H18-24" W18-24"	Late Spring Zone 3(-40°)	○ ● ✂ ✂
'Sky Wings' •Sky blue self and falls, falls have yellow base	H18-28" W18-24"	Late Spring Zone 3(-40°)	○ ● ✂ ✂
'Snow Queen' •Solid white	H28-36" W18-24"	Late Spring Zone 3(-40°)	○ ● ✂ ✂

Siberian Iris (sibirica) Double Blooming Strong clumps of grassy leaves that remain attractive all season. Delicate looking double flowers rise above on slender stems.

'Concord Crush' •Large, vibrant blue blooms create a stunning statement	H24-36" W18-24"	Late Spring Zone 3(-40°)	○ ● ✂ ✂
'Kabluey' •Fast spreading producing huge 5 to 6" double dark violet blue flowers	H24-36" W18-24"	Late Spring Zone 3(-40°)	○ ● ✂ ✂
'Pink Parfait' •Creates a spectacularly elegant show of huge double pink flowers	H24-36" W18-24"	Late Spring Zone 3(-40°)	○ ● ✂ ✂
'Yellow Tail' *New* •Beautiful semi double yellow iris with white inner petals	H24-28" W18-24"	Late Spring Zone 3(-40°)	○ ● ✂ ✂

Kniphofia Red Hot Poker Clumps of strap-like foliage. Torch-shaped clusters of flowers held on stiff stalks.

caulescens Regal Torchlily •Foliage is a powder blue hue and grass like in appearance. Orange flowers fade to yellow atop 3' stems. Native and Waterwise	H36-72" W18-24"	Summer Zone 5(-20°)	○ ● ✂ ✂
uvaria 'Echo Duo' •This variety forms dense clumps of upright, finely-toothed leaves producing bicolored orange and white tubular flowers that stand above the foliage. More everblooming than repeating.	H24-36" W36-48"	<u>Rebloomer</u> Summer Zone 5(-20°)	○ ● ✂ ✂
uvaria 'Echo Mango' •Bright mango-orange flowers that have thick sturdy flower stems. More everblooming than repeating.	H24-36" W18-24"	<u>Rebloomer</u> Summer Zone 5(-20°)	○ ● ✂ ✂
uvaria 'Echo Rojo' •Deep orange to red blooms have thick sturdy flower stems. More everblooming than repeating.	H36-40" W18-24"	<u>Rebloomer</u> Summer Zone 5(-20°)	○ ● ✂ ✂
uvaria 'Echo Yellow' *New* •Produces dense spikes of bright, solid yellow, tubular flowers that sit atop sturdy stems	H18-24" W18-24"	<u>Rebloomer</u> Summer Zone 5(-20°)	○ ● ✂ ✂
uvaria 'Flamenco' •Yellow base turning orange and red as it approaches the top	H30-36" W18-24"	Summer Zone 5(-20°)	○ ● ✂ ✂



Lamium *Spotted Dead Nettle* Neat colorful foliage with hooded flower spikes. Forms a clump that can grow quite large.

maculatum 'Anne Greenaway' •Mauve-lilac flowers with dark green, white, and lime variegation	H6-8" W12-18"	Early Summer-Fall Zone 4(-30°)	● ● ●
maculatum 'Aureum' •Rose-purple flowers with chartreuse yellow and silver variegation	H6-8" W12-24"	Early Summer-Fall Zone 4(-30°)	● ● ●
maculatum 'Orchid Frost' •Orchid pink flowers with silver and green foliage	H4-8" W12-24"	Early Summer-Fall Zone 4(-30°)	● ● ●
maculatum 'Pink Pewter' •Pink flower with silver and green foliage	H4-8" W12-24"	Early Summer-Fall Zone 4(-30°)	● ● ●
maculatum 'Purple Dragon' •Deep purple flowers with silvery green foliage	H4-8" W12-24"	Early Summer-Fall Zone 4(-30°)	● ● ●
maculatum 'Red Nancy' •Rose-pink with bright white and green foliage	H4-8" W12-24"	Early Summer-Fall Zone 4(-30°)	● ● ●
maculatum 'White Nancy' •Clusters of pure white flowers appear in spring, then continue off and on until fall. Foliage is silver with green edges. Fairly tolerant of dry shade, once established.	H6-8" W12-24"	Early Summer-Fall Zone 4(-30°)	● ● ●

Lavandula *Lavender* Wonderfully fragrant ornamental shrubby perennial with grey-green foliage and flowering spikes.

angustifolia 'Aromatico Blue' •Spikes of deep violet-blue flower over a long season, blooming a few weeks before most other types	H14-20" W10-12"	Early Summer Zone 5(-20°)	○ ● ● ✂ ● ●
angustifolia 'Blue Cushion' •This variety forms a perfectly compact, rounded cushion of fragrant, gray-green, evergreen foliage. Clump is covered in a dense mass of deep blue flowers which lighten to pale blue as they mature.	H12-16" W12-16"	Summer Zone 5(-20°)	○ ● ● ✂ ● ●
angustifolia 'Blue Scent' •This is a compact, bushy, evergreen shrub with linear, aromatic, gray-green leaves, and slender, upright stems bearing dense, terminal spikes of fragrant, lavender-blue flowers.	H12-24" W18-24"	Summer Zone 5(-20°)	○ ● ● ✂ ● ●
angustifolia 'Hidcote Blue' •Abundant, fragrant, deep purple flower spikes that can be used in perfumes, sachets, oils and for medicinal purposes.	H12-18" W24-36"	Summer Zone 4(-30°)	○ ● ● ✂ ● ●
angustifolia 'Munstead' •An evergreen, perennial shrub with compact, mounding, aromatic gray foliage and abundant, fragrant, rich lavender flower spikes.	H12-18" W12-18"	Summer Zone 4(-30°)	○ ● ● ✂ ● ●
angustifolia 'Platinum Blonde' •Blue with lime green to dark green variegated foliage	H16-24" W16-18"	Summer Zone 5(-20°)	○ ● ● ✂ ● ●
angustifolia 'Royal Velvet' •This lavender is very showy when blooming plants are covered with long stemmed, dark navy-blue and lavender flower spikes. The 3 to 4" long flower spikes hold their dark color as a dried flower.	H24-30" W18-24"	Summer Zone 6(-10°)	○ ● ● ✂ ● ●
angustifolia 'Super Blue' •Excellent winter hardiness. Free-flowering in the heat and humidity and persistence in the landscape. A compact evergreen perennial with rich deep blue blooms on short spikes.	H10-12" W10-12"	Summer Zone 5(-20°)	○ ● ● ✂ ● ●
angustifolia 'Thumbelina Leigh' •Extremely aromatic and profuse tightly balled flowers that will rebloom up to 3 times a year if pruned after flowering. This is a neat, compact form with bright blue-violet blooms.	H6-12" W8-12"	Summer Zone 5(-20°)	○ ● ● ✂ ● ●
angustifolia 'Twinkle Purple' •This variety has a large round shaped form with long flower spikes. It is an excellent choice for hedging. Blooms violet-purple to blue.	H18-24" W12-24"	Summer Zone 5(-20°)	○ ● ● ✂ ● ●



Lavandula *Lavender* Continued

hybrid intermedia 'Grosso' •Large, plump violet-blue flowers on green stems and silver foliage bloom later than the other varieties and may rebloom in the fall.	H24-30" W18-24"	Late Summer Zone 5(-20°)	○ ● ✂️ 🌿 🐇
hybrid intermedia 'Phenomenal' •With remarkable fragrance and flower presentation above uniform mounds of silvery foliage this plant produces blooms that are a dark purple-blue.	H24-30" W24-30"	Summer Zone 4(-30°)	○ ● ✂️ 🌿 🐇
hybrid intermedia 'Provence' •Lavender-blue flowers bloom on long stems and form a low hedge-like shrub. Vigorous grower.	H24-30" W18-24"	Summer Zone 5(-20°)	○ ● ✂️ 🌿 🐇

Leucanthemum *Shasta Daisy* All time favorite of gardeners. Large double or single daisy on a single stem with a long bloom period. Glossy, lanced-shaped, toothed foliage. Great for cutting for dried flowers.

superbum 'Becky' •Huge amounts of very large, white blooms are produced on strong stems which are ideal for cutting. Despite its height, this variety does not require staking.	H36-42" W18-24"	Summer Zone 4(-30°)	○ ● 🦋 ✂️ 🐇
superbum 'Crazy Daisy' •Noted for its large, double blooms with fluffy petals of pure white with yellow centers. Multiple flowers bloom per stem.	H24-28" W18-24"	Summer Zone 4(-30°)	○ ● ✂️ 🐇
superbum 'Freak' •Frilly white tufted flowers with yellow centers that are 2 to 2.5" across	H10-14" W18-24"	Summer Zone 4(-30°)	○ ● ✂️ 🐇
superbum 'Goldfinch' •This is the yellowest flowering Shasta daisy ever! Long blooming and compact with semi-double flowers that very slowly and gracefully change from bright lemon yellow to an ivory white.	H18-24" W18-24"	Summer Zone 4(-30°)	○ ● 🦋 ✂️ 🐇
superbum 'Marconi' •Large, semi-double white daisies bloom on long stems	H28-36" W18-24"	Summer Zone 4(-30°)	○ ● 🦋 ✂️ 🐇
superbum 'Sante' •Fine, feathery petals create double flowers that resemble white pompoms. It is very strong stemmed.	H18-24" W18-24"	Summer Zone 4(-30°)	○ ● ✂️ 🐇
superbum 'Snow Cap' •Pure white single flowers are produced in abundance atop bushy mounds of foliage. It has a sturdy, uniform habit.	H10-16" W8-12"	Summer Zone 4(-30°)	○ ● 🦋 ✂️ 🐇
superbum 'Spoonfull of Sugar' •White flowers on a very compact plant	H16-18" W28-32"	Summer Zone 5(-20°)	○ ● 🦋 ✂️ 🐇
superbum 'Victorian Secret' •Ruffled semi-double blooms above leaves that are small and twisted.	H14-20" W14-18"	Summer Zone 4(-30°)	○ ● 🦋 ✂️ 🐇
superbum 'Whoops-a-Daisy' •Dwarf dome-forming variety of white flowers	H14-16" W20-24"	Summer Zone 5(-20°)	○ ● 🦋 ✂️ 🐇

Ooh La Series (superbum) Flowers well, compact habit with sturdy upright stem. Great for borders, rock gardens and containers.

'Lacrosse' •Produces single yellow-eyed white daisies with interesting spoon-shaped petals	H10-18" W10-18"	Summer Zone 4(-30°)	○ ● 🦋 ✂️ 🐇
'La Spider' •Very large true double white blooms that are finely cut	H12-24" W12-24"	Summer Zone 4(-30°)	○ ● 🦋 ✂️ 🐇

LEGEND: 🦋=Pollinator • ✂️=Cut Flower • 🌿=Drought Resistant • 🐇=Deer Resistant • Z=USDA Zone
○=Full Sun • ●=Part Sun • ●=Full Shade • H=Height of foliage/flower • W=Width of foliage



Liatis Gayfeather Bottlebrush flower spikes grow out of clumps of grassy-like foliage. The narrow leaves are up to 10" long at the base and decrease in length up the stems. The flowers bloom at the top of each spike, opening at the top first and continue blooming downward.

spicata 'Kobold' •Dark rose	H18-24" W18-24"	Summer Zone 4(-30°)	○ ● ✂
---------------------------------------	--------------------	------------------------	-------

Ligularia Leopard Plant The bold leaves are kidney-shape or jagged along the edges. Blooms stand above the leaves on spikes. These moisture lovers do beautifully at the edges of ponds and streams.

dentata 'Britt-Marie Crawford' *New* •Broad, glossy, dark chocolate leaves with dark purple undersides. The golden orange, daisy-like flowers are perched atop the purplish-black stems.	H36-48" W24-36"	Summer Zone 4(-30°)	● ● ● ✂
--	--------------------	------------------------	------------

dentata 'Little Lantern' •Sometimes called Elephant Ears, this is a bold specimen perennial that needs a moist location. This compact selection has large, rounded dark-green leaves with conical heads of golden-yellow daisy flowers.	H20-24" W24-30"	Summer Zone 4(-30°)	● ● ● ✂
---	--------------------	------------------------	------------

dentata 'Little Rocket' •Yellow flowers with dark green foliage and dark stems	H18-36" W24-30"	Summer Zone 4(-30°)	● ● ● ✂
--	--------------------	------------------------	------------

dentata 'Osiris Café Noir' •Daisy-like yellow flowers on long stems. Deep purple foliage turns to bronze and then to olive green.	H14-20" W12-20"	Summer Zone 4(-30°)	○ ● ✂
---	--------------------	------------------------	-------

Lilium Lily Asiatic Easy to grow plants, a colorful addition to the landscape. "Liliums" are the true lilies. True lilies have stiff stems with relatively narrow strap-like leaves from top to bottom. Large showy flowers develop at the top of each stem. Once these plants have bloomed, they won't flower again until the following year.

Joy Series Asiatic Lily The plants in this series are short but perfectly proportioned and offer more blooms than most Asiatic Lilies, expect around 10 per stem.

'Bright Joy' •Big vibrant orange and yellow bi-color blooms with a dark speckling in the center	H18-24" W6-12"	Early Summer Zone 3(-40°)	○ ● ✂
---	-------------------	------------------------------	-------

'Burning Joy' *New* •Reddish orange with a yellow orange center	H18-24" W6-12"	Early Summer Zone 3(-40°)	○ ● ✂
---	-------------------	------------------------------	-------

'Classic Joy' •Big vibrant yellow blooms with a light speckling in the center	H18-24" W6-12"	Early Summer Zone 3(-40°)	○ ● ✂
---	-------------------	------------------------------	-------

'Dreaming Joy' •Vibrant yellow blooms	H18-24" W6-12"	Early Summer Zone 3(-40°)	○ ● ✂
---	-------------------	------------------------------	-------

'Elegant Joy' •Bicolor pink and ecru with speckled centers bloom on straight stems	H18-24" W6-12"	Early Summer Zone 3(-40°)	○ ● ✂
--	-------------------	------------------------------	-------

'Eternal Joy' *New* •Bright orange petals with lighter orange brushed down the centers	H18-24" W6-12"	Early Summer Zone 3(-40°)	○ ● ✂
--	-------------------	------------------------------	-------

'Golden Joy' •Big vibrant yellow blooms with orange brushed centers and dark speckles	H18-24" W6-12"	Early Summer Zone 3(-40°)	○ ● ✂
---	-------------------	------------------------------	-------

'Island Joy' •Big vibrant pink blooms that are lightly brushed with white at the eye zone, speckled with dark pink	H18-24" W6-12"	Early Summer Zone 3(-40°)	○ ● ✂
--	-------------------	------------------------------	-------

'Orange Joy' • Large golden orange blooms with dark orange speckles	H18-24" W6-12"	Early Summer Zone 3(-40°)	○ ● ✂
---	-------------------	------------------------------	-------

'Perfect Joy' •Dwarf habit of big pretty pink and white bicolor blooms with dark pink speckles	H18-24" W6-12"	Early Summer Zone 3(-40°)	○ ● ✂
--	-------------------	------------------------------	-------

'Sparkling Joy' •Large white blooms	H18-24" W6-12"	Early Summer Zone 3(-40°)	○ ● ✂
---	-------------------	------------------------------	-------

'Sunny Joy' •Big vibrant yellow blooms with dark orange spots	H18-24" W6-12"	Early Summer Zone 3(-40°)	○ ● ✂
---	-------------------	------------------------------	-------



Lilium *Lily Asiatic* Continued

Matrixline Series Asiatic Lily It grows at a fast rate, and under ideal conditions can be expected to live for approximately 10 years. It does best in average to evenly moist conditions, but will not tolerate standing water.

'Buzzer' •Pink with light pink edges	H16-18" W12-18"	Mid Summer Zone 3(-40°)	○ ♀ ✂
'Golden' •Yellow	H16-18" W12-18"	Mid Summer Zone 3(-40°)	○ ♀ ✂
'Matrix' •Red-orange	H16-18" W12-18"	Mid Summer Zone 3(-40°)	○ ♀ ✂
'Matrix Mix' •Mixture of yellow, red and orange lilies	H16-18" W12-18"	Mid Summer Zone 3(-40°)	○ ♀ ✂
'Orange' •Orange	H16-18" W12-18"	Mid Summer Zone 3(-40°)	○ ♀ ✂

Tango Series A collection of large, colorful flowers that range from pink, yellow, cream, and orange. Each variety is two-toned, displaying a striking speckling characteristic, with a rich darker color contrasting against the lighter petal color

'Ladylike' •Large, upward-facing, pink flowers with wide, yellow-orange throats	H36-48" W10-16"	Early Summer Zone 4(-30°)	○ ◐ ♀
'Push Off' •Bears huge, white flowers so heavily peppered with dark burgundy blotches that the white only appears at the tips of the petals	H36-48" W10-16"	Early Summer Zone 4(-30°)	○ ◐ ♀

Lilium *Lily Oriental* Flowers are quite large, fragrant and tend to be facing outward. The plants also tend to be taller and bloom later than Asiatics.

'Entertainer' •Pink with a white center	H16-20" W8-12"	Mid Summer Zone 3(-40°)	○ ♀ ✂
'Magny Cours' •Unique blooms are deep pink with pure white borders	H14-16" W12-14"	Mid Summer Zone 3(-40°)	○ ♀ ✂
'Souvenir' •Dwarf variety with large clean pink petals with white towards the center	H12-18" W12-18"	Mid Summer Zone 3(-40°)	○ ♀ ✂
'Starlight Express' •Dark rose petals outlined in white on short sturdy stems	H14-16" W8-12"	Mid Summer Zone 3(-40°)	○ ♀ ✂

Roselily Series Oriental Lily Roselilies often have smaller flowers than their single counterparts, but are very full. They also do not produce pollen. Their anthers have been replaced with petals, creating double flowers.

'Anouska' *New* •Double light pink edged with dark pink	H24-36" W8-12"	Mid Summer Zone 3(-40°)	○ ♀ ✂
'Juanita' •Large, fragrant double dark pink flowers	H24-36" W8-12"	Mid Summer Zone 3(-40°)	○ ♀ ✂
'Natalia' •This dark pink bloom holds its color through the blooming stages	H24-36" W8-12"	Mid Summer Zone 3(-40°)	○ ♀ ✂
'Star' *New* •Dark pink with white edges and spotted	H16-20" W12-18"	Early Summer Zone 3(-40°)	○ ♀ ✂
'Thalita' *New* •A double stargazer with twice the bloom time, produces huge double rose-red flowers with lighter edges and spotted centers, fragrant, long-lasting	H24-36" W8-12"	Mid Summer Zone 3(-40°)	○ ♀ ✂

Linum *Flax* Small airy foliage that is upright and arching. Small flowers appear on top of the stems. Forms a very tight clump.

lewisii <i>Blue Flax</i> •Very low maintenance. Ferny green leaves, bearing loads of small five petal, blue flowers with a yellow center. Native and Waterwise	H24-30" W10-12"	Summer Zone 3(-40°)	○ ☀ 🦌
perenne <i>'Sapphire'</i> •This plant has a dwarf, mounding habit and sky blue flowers that seem to float above the narrow, ferny green leaves	H12-24" W8-12"	Summer Zone 3(-40°)	○ ☀ 🦌

LEGEND: ♀=Pollinator • ✂=Cut Flower • ☀=Drought Resistant • 🦌=Deer Resistant • Z=USDA Zone

○=Full Sun • ◐=Part Sun • ●=Full Shade • H=Height of foliage/flower • W=Width of foliage



Lobelia *Fan Flower* Attractive, dark-green to reddish bronze leaves and showy, large, upright spikes of brilliant hues of red or blue flowers that bloom from late summer to early fall. Perennial lobelias are useful for difficult wet locations in full sun or partial shade.

speciosa 'Starship Deep Rose' •Stunning deep pink flowers that line up and down the dark black stem	H20-24" W12-24"	Early Summer Zone 6(-10°)	○ ◐ ☼
speciosa 'Starship Scarlet' •Bright red with maroon green-bronze foliage	H18-24" W6-12"	Early Summer Zone 6(-10°)	○ ◐ ☼
speciosa 'Vulcan Red' •Large red flowers with burgundy foliage	H24-32" W10-14"	Early Summer Zone 6(-10°)	○ ◐ ☼

Lupinus *Lupine* These colorful pea-shaped flowers bloom on tall graceful spikes. These plants are also poisonous if eaten. Drought tolerant once established.

Mini Gallery Series These plants have a compact habit. As they are short-lived perennials, allow some plants to set seed for future generations. They produce very large flower heads.

'Blue' •Lavender-blue with white centers	H14-16" W6-10"	Spring Zone 4(-30°)	○ ◐ ☼ ✂ ☼ ☼
'Mix' •Pink, white, yellow, and blue with white centers	H14-16" W6-10"	Spring Zone 4(-30°)	○ ◐ ☼ ✂ ☼ ☼
'Pink Bicolor' •Soft pink with white centers	H14-16" W6-10"	Spring Zone 4(-30°)	○ ◐ ☼ ✂ ☼ ☼
'Red' •Red with white centers	H14-16" W6-10"	Spring Zone 4(-30°)	○ ◐ ☼ ✂ ☼ ☼
'Yellow' •Solid yellow	H14-16" W6-10"	Spring Zone 4(-30°)	○ ◐ ☼ ✂ ☼ ☼

Westcountry Series (polyphyllus) This series is unique because of its vibrant colors and overall increased plant strength. A very vigorous and large Lupine.

'Blacksmith' *New* •Bluish purple and white bicolor spires	H24-30" W20-24"	Spring Zone 4(-30°)	○ ◐ ☼ ✂ ☼ ☼
'Desert Sun' *New* •Creamy buds open to bright yellow	H24-30" W20-24"	Spring Zone 4(-30°)	○ ◐ ☼ ✂ ☼ ☼
'Gladiator' *New* •Bicolor orange and yellow spires	H24-30" W20-24"	Spring Zone 4(-30°)	○ ◐ ☼ ✂ ☼ ☼
'Manhattan Lights' *New* •Sturdy stems of bright purple and yellow flowers	H24-30" W20-24"	Spring Zone 4(-30°)	○ ◐ ☼ ✂ ☼ ☼
'Masterpiece' *New* •Tall strong spikes of solid deep purple flowers	H24-30" W20-24"	Spring Zone 4(-30°)	○ ◐ ☼ ✂ ☼ ☼
'Persian Slipper' *New* •Lagoon blue flowers that are white flecked appear on strong stems	H24-30" W20-24"	Spring Zone 4(-30°)	○ ◐ ☼ ✂ ☼ ☼
'Red Rum' *New* •Sturdy, solid bold red spikes	H24-30" W20-24"	Spring Zone 4(-30°)	○ ◐ ☼ ✂ ☼ ☼

Perennials



PERENNIAL
FAVORITES

Lychnis *Campion* These plants have an upright, clumping habit. They have vibrant colors and can tolerate dry, rocky soil.

chalcidonica 'Burning Love' *New* •Stems are topped by domed clusters of five-petaled scarlet to red-orange flowers. Each petal is deeply lobed, almost v-shaped. Green foliage with sturdy stems.	H24-36" W10-12"	Early Summer Zone 3(-40°)	○ ● ✂️ 🦌
chalcidonica <i>Maltese Cross</i> •Plants have bright green leaves with taller flower stems that bear large clusters of scarlet orange blooms	H36-48" W12-18"	Summer Zone 4(-30°)	○ 🦌 🌱 🦌
coronaria <i>Blood Red Campion</i> •Hot pink with silver fuzzy foliage	H24-36" W10-18"	Summer Zone 4(-30°)	○ 🦌 ✂️ 🌱 🦌
flos-cuculi 'Petite Jenny' •Double flowered dwarf variety that has soft lavender to pink blooms	H12-14" W16-18"	Summer Zone 4(-30°)	○ 🦌 🌱 🦌
haageana <i>Lumina Bronze Leaf Red</i> •Lumina catches everyone's eyes with its contrasting dark leaves and bright red flowers that offers uniform and compact habit	H10-12" W10-12"	Summer Zone 4(-30°)	○ 🦌 🌱 🦌

Lysimachia Loosestrife

congestiflora 'Persian Chocolate' •Grows a mass of small purple leaves and abundant golden yellow, bell-shaped flowers, great as a ground cover	H2-4" W12-36"	Summer Zone 4(-30°)	○ ●
nummularia 'Goldilocks' •Grows a low mat of lime-green foliage, great ground cover. Produces small yellow flowers.	H2-4" W18-24"	Summer Zone 4(-30°)	○ ●

Mazus Bright green, mat-forming perennial with rosettes of lance-shaped toothed leaves. It spreads quickly through rooting stems.

'reptans 'Purple' •Forms a dense mat of twisty, green foliage. A great over-planting for bulbs. Mini orchid-like flowers have three fingered petals with one curving upwards. Sports a leopard spotted highlight. Fast growing, quick to fill in. Long bloom period, tough, durable, and can take light foot traffic.	H2-4" W6-12"	Summer Zone 5(-20°)	○ ● 🦌
---	-----------------	------------------------	----------

Mertensia Virginia Bluebells

virginica <i>Virginia Bluebells</i> •Erect with smooth grey green foliage. Bell-shaped, sky blue flowers that open from pink buds. The foliage dies to the ground by mid-summer as the plant goes dormant. The blooms last for many weeks.	H18-24" W12-18"	Spring Zone 3(-40°)	● ● 🦌 🦌
--	--------------------	------------------------	------------

Mirabilis *Desert Four O'Clock* All parts of this plant are poisonous if ingested.

multiflora <i>Desert Four O'Clock</i> •Neat mounding dark green form with showy magenta tubular flowers. Can survive extremely harsh conditions once established. <u>Native and Waterwise</u>	H18-24" W48-72"	Summer Zone 4(-30°)	○ ● 🦌 🌱
--	--------------------	------------------------	------------

Monarda *Bee Balm* Round flower clusters bursting with tube-shaped petals. With upright dark green foliage on erect stems. Foliage has a minty fragrance.

didyma 'Coral Reef' •Coral to salmon, mildew resistant	H24-36" W18-24"	Summer Zone 4(-30°)	○ 🦌 ✂️ 🦌
didyma 'Cranberry Lace' •A double stargazer with twice the bloom time, produces huge double rose-red flowers with lighter edges and spotted centers, fragrant, long-lasting.	H12-15" W8-19"	Summer Zone 4(-30°)	○ 🦌 ✂️ 🦌
didyma 'Fireball' •Wonderfully compact, this is a heavy bloomer with bright, scarlet-red flowers.	H16-20" W12-18"	Summer Zone 4(-30°)	○ 🦌 ✂️ 🦌

LEGEND: 🦌=Pollinator • ✂️=Cut Flower • 🌱=Drought Resistant • 🦌=Deer Resistant • Z=USDA Zone
○=Full Sun • ●=Part Sun • ●=Full Shade • H=Height of foliage/flower • W=Width of foliage



Balmy Series (didyma) Best mildew resistance of today's commercial cultivars, plus compact habits, bold colors and tons of flower power!

'Lilac' •Produces beautiful lilac blooms	H12-14" W8-12"	Summer Zone 4(-30°)	○ ● ✂ ☹
'Pink' •Produces beautiful bold pink blooms	H12-14" W8-12"	Summer Zone 4(-30°)	○ ● ✂ ☹
'Purple' •Produces beautiful purple-red blooms	H12-14" W8-12"	Summer Zone 4(-30°)	○ ● ✂ ☹
'Rose' •Produces beautiful dark rose blooms	H12-14" W8-12"	Summer Zone 4(-30°)	○ ● ✂ ☹

Sugar Buzz Series These plants are perfectly suited to the middle of the flower bed. All unique colors in this series are similar in size, bloom time and vigor. They display above average resistance to powdery mildew.

'Blue Moon' •Lavender-blue flowers are held by attractive purple bracts	H18-24" W18-24"	Summer Zone 4(-30°)	○ ● ✂ ☹
'Bubblegum Blast' •This midsized selection has shaggy, hot pink flowers	H18-24" W18-24"	Summer Zone 4(-30°)	○ ● ✂ ☹
'Cherry Pops' •Cherry Pops forms a solid dome of cherry-red, flowers on strong, well-branched stems	H18-24" W18-24"	Summer Zone 4(-30°)	○ ● ✂ ☹
'Grape Gumball' •Magenta flowers appear mid summer on a clump of well branching green foliage	H18-24" W18-24"	Summer Zone 4(-30°)	○ ● ✂ ☹
'Lilac Lollipop' •Forms a solid dome of lavender-lilac, flowers on strong, well-branched stems	H18-24" W18-24"	Summer Zone 4(-30°)	○ ● ✂ ☹
'Rocking Raspberry' •Deep raspberry-purple flowers with very dark green leaves forms a solid dome of flowers on strong, well-branched stems	H18-24" W18-24"	Summer Zone 4(-30°)	○ ● ✂ ☹

Monardella *Little Beebalm*

macrantha 'Marian Sampson' •Large bright red flowers adorn this plant in summer and fall with a low growing mounding habit. It is short-lived but makes up for it by being very showy. Great for a rock garden. Needs good drainage. Intolerant of frequent summer water. <u>Native and Waterwise</u>	H6-12" W12-24"	Summer-Fall Zone 6(-10°)	○ ● ☹ ☹
---	-------------------	-----------------------------	------------

Muehlenbeckia *Maidenhair Vine*

auxillaris 'Nana' •A low creeping evergreen groundcover, this forms a spreading mat of wiry stems, clothed in tiny rounded leaves with a glossy green finish. Foliage turns bronze with heat or cold. Blooms are insignificant.	H1-2" W6-12"	Insignificant Zone 6(-10°)	○ ●
spp. auxillaris Variegated Wire Vine •Green leaves mottled with cream and soft yellow with a pink blush on wiry stems. Ideal as a ground cover or planted in containers. Thrives in nearly any soil and requires little attention.	H3-6" W18-30"	Insignificant Zone 4(-30°)	○ ●

Perennials



PERENNIAL
FAVORITES

Myosotis *Forget-Me-Not* A spring-flowering favorite, Forget-me-nots are biennial or short-lived perennials that self-seed to come back for many years. An old-fashioned favorite.

sylvatica 'Victoria Blue' •Prolific producer of clusters of bright sky-blue flowers, each with a tiny yellow eye.	H6-12" W6-8"	Spring Zone 5(-20°)	○ ●
Sylva Series Plants form a low mound of gray-green leaves, smothered with clusters of bright flowers; each with a tiny yellow eye.			
'Bluesylva' *New* •Deep blue	H6-8" W6-8"	Spring Zone 3(-40°)	○ ● ♀ ✂ 🦌 🌵
'Rosylva' *New* •Medium pink	H6-8" W6-8"	Spring Zone 3(-40°)	○ ● ♀ ✂ 🦌 🌵
'Snowsylva' *New* •Snow white with a small yellow eye	H6-8" W6-8"	Spring Zone 3(-40°)	○ ● ♀ ✂ 🦌 🌵

Nepeta *Catmint* A rugged, easy-to-grow garden perennial that thrives in harsh landscapes. Plants are hardy and long-lived, prefer average, well-drained soil and can be planted in full sun to part shade. To promote continued blooms, shear flower spikes after initial flowering. Catmint plants are an invaluable source of nectar and pollen for honey bees.

faassenii 'Junior Walker' •This compact Nepeta retains the non-reseeding quality of its popular parent 'Walker's Low' at one third its size. Blue-green foliage contrasts nicely with lavender-blue flowers.	H18-24" W24-30"	Spring-Fall Zone 4(-30°)	○ 🌵 🦌
faassenii 'Kitten Around' *New* •Compact and petite, this plant forms a tight, round mound of aromatic foliage. Bright rosy purple calyxes hold periwinkle blue flowers.	H12-14" W20-22"	Spring-Fall	○ ♀ ✂ 🦌 🌵
faassenii 'Purrsian Blue' •This is a very floriferous plant whose flower power is amplified by its having its periwinkle blue flowers spaced closely together on the stems	H12-18" W18-30"	Spring-Fall Zone 3(-40°)	○ 🌵 🦌
faassenii 'Six Hills Giant' •This taller catmint is among the hardiest of the Nepetas and most tolerant of damp conditions as well as the longest flowering. Produces violet-blue flowers.	H24-36" W14-18"	Spring-Fall Zone 3(-40°)	○ 🌵 🦌
'Limelight' •Icy lime-green foliage sprinkled with blue flowers all summer long. Extremely low habit makes this plant a natural choice for borders or along garden paths.	H6-8" W24-30"	Summer-Fall Zone 5(-20°)	○ 🌵 🦌
'Psfike' Little Trudy •A distinctively short, compact, plant with a long season of bloom. A profusion of lavender-purple flower spikes are produced.	H6-12" W12-18"	Spring-Fall Zone 4(-30°)	○ 🌵 🦌
racemosa 'Walker's Low' •Low mounding, clean-cut look that lasts all summer. This plant produced large lavender-blue flowers.	H18-24" W18-24"	Spring-Fall Zone 3(-40°)	○ 🌵 🦌

Oenothera *Evening Primrose* Open cup-shaped flowers on sprawling stems. Very tolerant of hot sites and any soil. Opens late in the day and closes before morning.

berlandiera 'Siskiyou Pink' •Delicate, light-pink flowers. Great groundcover for dry slopes and other low-maintenance areas. Blooms in daytime. Can be invasive.	H8-12" W18-24"	Summer Zone 3(-40°)	○ ● 🌵
berlandiera 'Twilight' •Fragrant lavender-pink flowers with yellow eyes bloom profusely on green foliage that is overlaid with bronze.	H8-10" W12-18"	Summer Zone 5(-20°)	○ 🌵 🦌
kunthiana 'Glowing Magenta' *New* •Deep magenta pink with glossy green leaves. Dwarf variety.	H6-12" W10-12"	Summer Zone 5(-20°)	○ ✂
macrocarpa v. incana <i>Silver Blade</i> •Yellow with silver foliage Native and Waterwise	H6-10" W14-18"	Summer Zone 3(-40°)	○ 🌵 🦌

LEGEND: ♀=Pollinator • ✂=Cut Flower • 🌵=Drought Resistant • 🦌=Deer Resistant • Z=USDA Zone

○=Full Sun • ●=Part Sun • ●=Full Shade • H=Height of foliage/flower • W=Width of foliage



missouriensis Ozark Sundrops •This plant has large 3" wide deep yellow blooms with glossy dark green foliage and is mildly fragrant. The seed pods, which are 3-4" long that develop, are beautiful in dried floral arrangements.	H8-12" W16-20"	Summer Zone 3(-40°)	○ ☞ ☹
versicolor 'Sunset Boulevard' •The blooms create a two tone effect with bright orange-red coloring when open aging to a vivid red over a rich green foliage.	H18-24" W16-18"	Summer Zone 3(-40°)	○ ☞ ☹
Origanum Oregano Well-branched plants with slender arching stems of grey-green leaves. Has been used for the aroma and as an aphrodisiac.			
rotundifolium 'Kent Beauty' •Tiny pink flowers nestle in showy pale green bracts	H8-12" W12-18"	Summer Zone 5(-20°)	○ ✂ ☞ ☹
vulgare 'Compactum' •Produces loose sprays of tiny pale pink flowers	H6-10" W8-12"	Summer Zone 5(-20°)	○ ☞ ☞ ☹
Osteospermum Hardy African Daisy These African daisies are some of the easiest ground cover plants you can grow and they're hardy to enjoy them year after year. Single blooms are borne in profusion above low-growing mounds of evergreen foliage.			
'Avalanche' •Huge white flowers held over an attractive mat of succulent, evergreen foliage. A sterile selection that doesn't set seed.	H8-12" W10-16"	Late Spring Zone 5(-20°)	○ ☾ ☞ ☞
barberiae v. compactum 'Purple Mountain' •Bright purple, daisy-like flowers cover a mat of rich green leaves.	H10-12" W10-12"	Late Spring Zone 5(-20°)	○ ☾ ☞ ☞
'Lavender Mist' •Flowers open white and then fade to soft lavender-pink.	H8-12" W10-16"	Late Spring Zone 5(-20°)	○ ☾ ☞ ☞
Othonna Little Pickles			
capensis 'Little Pickles' •Succulent pickle-shaped leaves. Yellow flowers bloom for a long period. Good for a rock garden.	H4-8" W8-12"	Summer Zone 5(-20°)	○ ☞
Paeonia Peony Popular, gorgeous, hardy perennial. 100 year old peonies are not uncommon. The glossy dark green foliage is often tinted bronze on new growth and takes on reddish tones in the fall.			
Pink Flowering			
lactiflora 'Bowl of Beauty' *New* •Japanese variety has an anemone form. Fuchsia pink petals create a bowl around the ivory white centers. Fragrant.	H26-30 W24-36	Late Spring Zone 3(-40°)	○ ☾ ☞ ✂ ☹
lactiflora 'Dr. Alexander Fleming' •Big, double, fragrant blooms of hot pink	H28-36" W18-20"	Late Spring Zone 3(-40°)	○ ☾ ☞ ✂ ☹
lactiflora 'Coral Charm' •Coral-pink with a semi-double flower	H30-36" W24-30"	Late Spring Zone 3(-40°)	○ ☾ ✂ ☹
lactiflora 'Gay Paree' •Deep pink with a light pink center, single flower	H30-36" W24-36"	Late Spring Zone 3(-40°)	○ ☾ ✂ ☹
lactiflora 'Monsieur Jules Eli' •Bubbligum pink with a double flower	H30-40" W24-30"	Late Spring Zone 3(-40°)	○ ☾ ☞ ✂ ☹
lactiflora 'Sarah Bernhardt' •Pink with a double flower	H30-40" W30-36"	Late Spring Zone 3(-40°)	○ ☾ ☞ ✂ ☹
lactiflora 'Rosea Plena' •Upright bush of dark green leaves produces double rose-pink flowers that are extremely fragrant	H28-30" W30-36"	Late Spring Zone 3(-40°)	○ ☾ ☞ ✂ ☹



Paeonia *Peony* Continued

Red Flowering

lactiflora 'Benjamin Franklin' •Red with yellow stamens and a double flower	H24-36" W30-36"	Late Spring Zone 3(-40°)	○ ● ✂ 🦋
lactiflora 'Felix Crousse' •Carmine red with a double flower	H28-36" W24-36"	Late Spring Zone 3(-40°)	○ ● ✂ 🦋
lactiflora 'Kansas' •Large, fully double, fuchsia-pink flowers bloom on exceptionally strong dark green stems	H32-36" W20-24"	Late Spring Zone 3(-40°)	○ ● ✂ 🦋
lactiflora 'Karl Rosenfield' •Purple-red with a double flower	H28-36" W24-36"	Late Spring Zone 3(-40°)	○ ● ✂ 🦋
officinalis 'Memorial Day Rubra Plena' •Red with a double flower	H26-30" W28-36"	Late Spring Zone 3(-40°)	○ ● ✂ 🦋

White Flowering

lactiflora 'Duchess de Nemours' •White with a double flower	H18-24" W24-36"	Late Spring Zone 3(-40°)	○ ● ✂ 🦋
lactiflora 'Shirley Temple' •Blush white with a double flower	H30-32" W24-36"	Late Spring Zone 3(-40°)	○ ● ✂ 🦋
officinalis 'Alba Plena' •Treasured for generations due to its abundant blooms opening and maturing to a pure snowy white from pink tinged buds, clear scent and compact growth habit	H20-26" W30-36"	Late Spring Zone 3(-40°)	○ ● ✂ 🦋

Papaver *Alpine Poppy* Showy, crinkly, crepe-like, silky petals grow on long, hairy stems. Blooms are frost tolerant.

miyabeum 'Pacino' •This plant has gray-green hairy leaves and stems with a compact, dwarf, habit of dense rosettes. Flowers are a light yellow which bloom for a long period and reseed freely.	H10-12" W6-12"	Spring Zone 3(-40°)	○ ● ✂
---	-------------------	------------------------	-------

Papaver *Iceland Poppy* Short-lived perennial that usually self-seed and come back year after year. Plants form a low tuft of light green leaves, bearing large, satiny, lightly fragrant flowers on hairy stems.

Champagne Bubbles Series (*nudicaule*) This plant is strong stemmed and bushy. They are good on hot days or cool nights. This is a dwarf, fragrant variety.

'Orange' •Plants form a low tuft of light green leaves, bearing large orange satiny flowers for weeks on end	H12-18" W14-18"	Spring Zone 3(-40°)	○ ● ✂
'Mix' •Plants form a low tuft of light green leaves, bearing large orange, yellow, white, and red satiny flowers for weeks on end	H12-18" W14-18"	Spring Zone 3(-40°)	○ ● ✂
'Pink' •Large light pink, cup-shaped flowers top bushy, strong stemmed plants	H12-18" W14-18"	Spring Zone 3(-40°)	○ ● ✂
'Scarlet' •Plants bear large Red satiny flowers for weeks on end	H12-18" W14-18"	Spring Zone 3(-40°)	○ ● ✂
'Yellow' •Large, bright yellow blooms are displayed on compact stems	H12-18" W14-18"	Spring Zone 3(-40°)	○ ● ✂



Spring Fever Series (nudicaule) Deeply cut, medium green, hairy foliage forms a basal mound in early spring. In April, flower spikes rise above the foliage bearing a fat bud that opens to 2-3" diameter. One of the largest blooming Iceland Poppies on the market.

'Orange' •Bright orange flowers with striking yellow stamens in the centers	H10-12" W8-10"	Spring Zone 3(-40°)	○ ● ✂
'Mix' •Bright orange, red, white, and yellow flowers with striking yellow stamens in the centers	H10-12" W8-10"	Spring Zone 3(-40°)	○ ● ✂
'Red' •Large, brilliant red flowers with yellow stamens are displayed on compact stems	H10-12" W8-10"	Spring Zone 3(-40°)	○ ● ✂
'White' •Large, pure white flowers with yellow centers	H10-12" W8-10"	Spring Zone 3(-40°)	○ ● ✂
'Yellow' •Large, bright yellow flowers are displayed on compact stems	H10-12" W8-10"	Spring Zone 3(-40°)	○ ● ✂

Papaver Oriental Poppy Oriental poppies are large with hairy basal coarse leaves with upward facing flowers 4-6" across on tall, upright stems.

orientale 'Allegro' •This strain has scarlet-orange blooms, with a black center and a compact habit	H14-24" W12-18"	Late Spring Zone 3(-40°)	○ ● ✂
orientale 'Beauty of Livermore' •Deep, ox-blood red ruffled blooms with a black cone like center top the short, wiry stems on this dramatic poppy	H30-36" W18-24"	Late Spring Zone 3(-40°)	○ ● ✂
orientale 'Brilliant' •Wildfire red blooms are borne on wiry, stems, the petals have a crepe-like appearance and a satiny texture that can measure 4 to 5" across	H30-36" W18-24"	Late Spring Zone 3(-40°)	○ ● ✂
orientale 'Prince of Orange' •Huge blossoms of tangerine grow on wiry stems	H24-36" W18-24"	Late Spring Zone 3(-40°)	○ ● ✂
orientale 'Princess Victoria Louise' •Large paper-thin salmon-pink petals form a bowl around the dark ornamental centers	H26-32" W18-24"	Late Spring Zone 3(-40°)	○ ● ✂
orientale 'Royal Wedding' •This is a taller selection, featuring large white blossoms, with a maroon-black eye	H32-36" W18-24"	Late Spring Zone 3(-40°)	○ ● ✂

Penstemon Beardtongue A large and diverse group of plants. Their showy, tubular flowers are usually held above the foliage in upright spikes. Utah is known as the Penstemon capital of the world with over 80 native varieties.

barbatus 'Elfin Pink' •Bright pink, long, trumpet-shaped flowers	H12-18" W12-18"	Summer Zone 3(-40°)	○ ● ✂
barbatus 'Prairie Dusk' •Rose-purple, trumpet-shaped flowers	H20-24" W12-18"	Summer Zone 3(-40°)	○ ● ✂
barbatus 'Rondo Mix' •Sparkling jewel tones on 2' stalks in shades of deep lavender, intense pinks, and even some royal purples and blues	H16-20" W12-18"	Summer Zone 3(-40°)	○ ● ✂
Black Beard' •Dark purple foliage is striking against the soft lilac flowers	H28-34" W22-24"	Early Spring- Summer Zone 4(-30°)	○ ●
cyananthus Wasatch •Very showy, electric blue flowers. Glossy, dark green leaves. Native and Waterwise	H12-18" W10-24"	Early Spring- Summer Zone 4(-30°)	○ ●



Penstemon *Beardtongue* Continued

'Dark Towers' •The glossy bronze-red foliage is topped with masses of pink flowers in July and August. Tolerates high heat and humidity. This plant has darker foliage than Husker Red and stays darker.	H30-36" W24-30"	Summer Zone 3(-40°)	
digitalis 'Husker Red' •Striking, maroon-red foliage with a dark green underlay distinguishes this Penstemon from the other cultivars. White flowers with a tinge of light pink are borne on strong, upright stems.	H30-36" W18-24"	Early Summer Zone 3(-40°)	
digitalis 'Prairie Twilight' •The lavender-pink flowers have white tips and throats, heavy bloomer on burgundy colored stems with green stem leaves, upright habit. The upper leaves turn bronze-red in fall.	H20-24" W24-30"	Early Summer Zone 3(-40°)	
eatonii Firecracker •Striking fire engine red flowers are contrasted by dark green leaves. Very adaptable as long as the soil is well draining. Native and Waterwise	H18-24" W14-16"	Early Spring-Summer Zone 4(-30°)	
grandiflora 'Prairie Jewel' •This selection has giant flowers that range from pure white through lavender and rose-pink to deep violet. The silvery leaf rosettes are attractive all year. It is short lived in wet soils and should be grown in sandy loam or dry clay for best performance. Native and Waterwise	H20-36" W12-18"	Early Spring-Summer Zone 4(-30°)	
heterophyllus 'Electric Blue' •Flowers are an intense blue. An interesting purple blush at the stems. Glossy green foliage. Native and Waterwise	H12-18" W10-14"	Early Spring-Summer Zone 4(-30°)	
hybrid mexicali 'Carolyn's Hope' •Forms a bushy clump of narrow green leaves, with short spikes of Pink with white throated trumpet flowers	H12-18" W12-18"	Summer Zone 5(-20°)	
hybrid mexicali 'Pike's Peak Purple' •Forms a bushy clump of narrow green leaves, with short spikes of purple trumpet flowers	H12-18" W8-16"	Summer Zone 4(-30°)	
hybrid mexicali 'Psmyers' Shadow Mountain •Forms a bushy clump of narrow green leaves, with short spikes of lavender trumpet flowers	H18-24" W14-18"	Summer Zone 4(-30°)	
hybrid mexicali 'Red Rocks' •Forms a bushy clump of narrow green leaves, with short spikes of red trumpet flowers	H14-18" W8-16"	Summer Zone 4(-30°)	
hybrid mexicali 'Windwalker Garnet' •Forms a bushy clump of narrow green leaves, with short spikes of ruby red with striped throat trumpet flowers.	H18-24" W12-18"	Summer Zone 5(-20°)	
mensarum 'Grand Mesa' •Dark green basil foliage bears the most brilliant dark blue flowers of the cultivated penstemons. Excellent performer in mountain regions. Tolerates considerable shade and thrives with moderate watering. Native and Waterwise	H24-36" W12-18"	Early Spring-Summer Zone 4(-30°)	
pinifolius 'Mersea's Yellow' Pine Leaf Beardtongue •The evergreen needle-like foliage grow on short, shrubby, compact plants. The yellow trumpet shaped blooms are 3/4" long and bloom most of the summer. Native and Waterwise	H10-12" W10-16"	Early Spring-Summer Zone 4(-30°)	
pinifolius Pine Leaf Beardtongue •This long lived perennial produces green needle-like foliage. As the plant matures the stems become woody and look a bit like a miniature conifer. The red trumpet shaped blooms are 3/4" long and bloom for most of the entire summer. Native and Waterwise	H12-18" W12-18"	Early Spring-Summer Zone 4(-30°)	



strictus Rocky Mountain Beardtongue •Purple-blue flowers with a mat of shiny, evergreen leaves. One of the most commonly planted penstemons in the landscape. Native and Waterwise	H24-30" W24-36"	Early Spring-Summer Zone 4(-30°)	
whippleanus Whipple's Beardtongue •Foliage is bright green and a thinner texture than most penstemons. Flowers are a dark purple on tall stems and very showy. Native and Waterwise	H18-24" W6-12"	Early Spring-Summer Zone 4(-30°)	
Pristine Series (barbatus var. praecox) Improved Riding Hood Series. Features large tubular flowers on strong upright stems, self branching. Produces masses of flowers.			
'Lila Purple' *New* •Deep purple	H10-12" W10-12"	Late Spring-Early Summer Zone 5(-20°)	
'Blue' *New* •Dark blue	H10-12" W10-12"	Late Spring-Early Summer Zone 5(-20°)	
'Deep Rose' *New* •Dark magenta pink	H10-12" W10-12"	Late Spring-Early Summer Zone 5(-20°)	
'Pink' *New* •Pink	H10-12" W10-12"	Late Spring-Early Summer Zone 5(-20°)	
'Scarlet' *New* •Bright scarlet red	H10-12" W10-12"	Late Spring-Early Summer Zone 5(-20°)	
Rock Candy Series (barbatus) Bold flower coloration, strong basal branching and compact growing habit.			
'Blue' *New* •Bluish purple	H10-12" W10-12"	Late Spring-Early Summer Zone 5(-20°)	
'Light Pink' *New* •Light pink	H10-12" W10-12"	Late Spring-Early Summer Zone 5(-20°)	
'Pink' *New* •Bright pink with a white throat	H10-12" W10-12"	Late Spring-Early Summer Zone 5(-20°)	
'Ruby' *New* •Ruby red	H10-12" W10-12"	Late Spring-Early Summer Zone 5(-20°)	

Perennials



PERENNIAL
FAVORITES

Perovskia Russian Sage Not really a sage at all but has a very sage-like scent and color. Forms an upright bush of fine-textured grey-green leaves that are fragrant.

atriplicifolia Russian Sage •Spikes of rich violet-blue flowers	H36-48" W24-36"	Late Summer-Fall Zone 5(-20°)	○ ♀ ☪ ☼
atriplicifolia 'Blue Jean Baby' •Plant forms a bushy upright clump of greyish leaves that are lacy and fragrant and produce spikes of rich violet-blue flowers appear on this shorter variety	H28-34" W32-36"	Late Summer-Fall Zone 4(-30°)	○ ♀ ☪ ☼
atriplicifolia 'Blue Steel' *New* •Rich lavender-blue spikes	H18-36" W14-27"	Late Summer-Fall Zone 5(-20°)	○ ♀ ☪ ☼
atriplicifolia 'Crazy Blue' •Violet blue flowers grow on a compact plant	H16-20" W14-18"	Late Summer-Fall Zone 5(-20°)	○ ♀ ☪ ☼
atriplicifolia 'Lacey Blue' •Lavender-blue flowers	H18-24" W18-24"	Late Summer-Fall Zone 5(-20°)	○ ♀ ☪ ☼
atriplicifolia 'Rocketman' •Rich lavender-blue flowers that have a vase-shaped upright habit	H30-36" W30-42"	Late Summer-Fall Zone 5(-20°)	○ ♀ ☪ ☼
'Little Lace' •This tidy and compact habit has delicately textured foliage and light purple blooms that will add a layer of interest to your garden	H12-14" W12-14"	Late Summer-Fall Zone 5(-20°)	○ ♀ ☪ ☼
'Little Spire' •This variety has a relatively shorter, upright habit with small, narrow, gray-green leaves compliment the lavender-blue flowers that are very long lived	H18-24" W24-30"	Late Summer-Fall Zone 5(-20°)	○ ♀ ☪ ☼
'Silvery Blue' •This compact plant forms a bushy upright clump of fragrant, metallic, silver leaves bearing spikes of lavender-blue flowers	H12-24" W12-24"	Late Summer-Fall Zone 5(-20°)	○ ♀ ☪ ☼

Philadelphus Mock Orange

microphyllus Littleleaf Mock Orange •Fine-textured green foliage with cascading habit. Fragrant citrus scented flowers are white and can be very showy in full bloom. Woody sub-shrub. <u>Native and Waterwise</u>	H48-72" W30-36"	Late Spring Zone 4(-30°)	○ ◐ ☪
--	--------------------	-----------------------------	-------

Phlox An old fashion favorite. There is a type of Phlox suitable for almost any garden situation. These plants range in form from low creeping alpiners to tall border plants. All are selections or hybrids of native North American wildflowers.

bifida 'Top Notch' •Unique ground cover with periwinkle purple flowers covering the entire plant, that has a more feathery look than the creeping phlox	H6-8" W12-20"	Late Spring Zone 4(-30°)	○ ◐ ♀ ☪
paniculata 'Amethyst Pearl' •Features bold fragrant conical violet star-shaped flowers with pink overtones and a white flare at the ends of the stems, flowers will rebloom after deadheading	H16-20" W16-20"	Summer Zone 3(-40°)	○ ◐ ♀
paniculata 'Gold mine Improved' *New* •This midsize selection has large clusters of fragrant magenta-purple flowers, that are stunning against the variegated yellow-edged green leaves. Remove faded flowers to encourage reblooming.	H26-30" W22-30"	Summer Zone 3(-40°)	○ ◐ ♀

Early Series Blooms earlier than other traditional paniculata varieties with good mildew resistance.

'Cerise' *New* •Bright fuchsia pink fragrant flowers	H12-18" W12-18"	Early Summer Zone 4(-30°)	○ ◐ ♀
'Dark Pink' •Pink blooms rise above dark green foliage	H12-18" W12-18"	Early Summer Zone 4(-30°)	○ ◐ ♀

LEGEND: ♀=Pollinator • ✂=Cut Flower • ☪=Drought Resistant • ☼=Deer Resistant • Z=USDA Zone
○=Full Sun • ◐=Part Sun • ●=Full Shade • H=Height of foliage/flower • W=Width of foliage



'Purple' •Produces large clusters of fragrant, purple flower clusters	H12-18" W12-18"	Early Summer Zone 4(-30°)	○ ● ●
'Purple Eye' *New* •Dense clusters of pinkish purple, fragrant flowers with a brightly contrasting white eye.	H12-18" W12-18"	Early Summer Zone 4(-30°)	○ ● ●
'Pink Dark Eye' *New* •Light pink flowers with dark pink eyes	H12-18" W12-18"	Early Summer Zone 4(-30°)	○ ● ●
'Red' •Large red blooms top dark green foliage	H12-18" W12-18"	Early Summer Zone 4(-30°)	○ ● ●
'White' •Large white blooms top dark green foliage	H12-18" W12-18"	Early Summer Zone 4(-30°)	○ ● ●
Fashionably Early Series Each member of this series has exceptional mildew resistance, thick leathery leaves and a stoloniferous habit. These varieties bloom earlier than others and bloom for a longer time.			
'Flamingo' •Large purple flowers on very large heads	H30-36" W24-30"	Summer Zone 4(-30°)	○ ● ●
'Lavender Ice' •Large pure white flowers on very large heads	H30-36" W24-30"	Summer Zone 4(-30°)	○ ● ●
Flame Series Garden Phlox (paniculata) Dwarf, compact cultivars with a bushy habit. The flowers are large and fragrant. All members of this series offer good disease resistance. Remove spent flowers to encourage reblooming.			
'Blue' •Light blue with dark blue buds	H12-18" W8-12"	Summer Zone 4(-30°)	○ ● ●
'Coral Red' •Coral-red	H12-18" W8-12"	Summer Zone 4(-30°)	○ ● ●
'Lilac' •Lilac pink with a white	H12-18" W8-12"	Summer Zone 4(-30°)	○ ● ●
'Pink' •Large pink with a darker pink eye	H12-18" W8-12"	Summer Zone 4(-30°)	○ ● ●
'Purple' •Large purple with a darker eye	H12-18" W8-12"	Summer Zone 4(-30°)	○ ● ●
'Red' *New* •Red	H12-18" W8-12"	Summer Zone 4(-30°)	○ ● ●
'Ruby' *New* •Ruby red	H12-18" W8-12"	Summer Zone 4(-30°)	○ ● ●
'Violet Charme' *New* •Purple to pink blooms	H12-18" W8-12"	Summer Zone 4(-30°)	○ ● ●
'White' •Pristine white blooms	H12-18" W8-12"	Summer Zone 4(-30°)	○ ● ●
'White Eye' •White with a pink center	H12-18" W8-12"	Summer Zone 4(-30°)	○ ● ●
Creeping Phlox These plants are short semi-evergreen ground covers. They become semi-woody with age. They have a prostrate mat growth habit. The flowers cover the entire plant			
subulata 'Amazing Grace' •White with a dark pink center	H4-6" W12-18"	Early Spring Zone 4(-30°)	○ ● ●
subulata 'Candy Stripe' •Pink with white stripes	H4-6" W12-18"	Early Spring Zone 4(-30°)	○ ● ●
subulata 'Crimson Beauty' •Bright rosy-red flowers and has a medium-fast growth rate	H4-6" W12-18"	Early Spring Zone 4(-30°)	○ ● ●
subulata 'Drummon's Pink' •Deep green foliage with a tighter form and larger flowers than other subulatas which produces dark pink flowers that are lightly fragrant	H4-6" W12-18"	Early Spring Zone 4(-30°)	○ ● ●
subulata 'Emerald Blue' •Delicate lavender-blue flowers with dark green glossy foliage	H4-6" W12-18"	Early Spring Zone 4(-30°)	○ ● ●



Phlox Creeping Continued

subulata 'Emerald Cushion Blue' •Masses of pale lavender-blue flowers with a blue eye	H4-6" W12-18"	Early Spring Zone 4(-30°)	○ ● ♀
subulata 'Emerald Pink' •Compact, long flowering plant of pink flowers with a hot pink eye and dark green glossy foliage	H4-6" W12-18"	Early Spring Zone 4(-30°)	○ ● ♀
subulata 'Fort Hill' •Slightly fragrant deep pink petals with a dark eye	H4-6" W12-18"	Early Spring Zone 4(-30°)	○ ● ♀
subulata 'Millstream Daphne' •Forms a tight compact mound completely covered in hot pink flowers with a darker pink eye	H4-6" W12-18"	Early Spring Zone 4(-30°)	○ ● ♀
subulata 'Purple Beauty' •Forms a tight compact mound completely covered in light purple flowers	H4-6" W12-18"	Early Spring Zone 4(-30°)	○ ● ♀
subulata 'Red Wing' •Deep crimson flowers have dark centers, producing a carpet of color	H4-6" W12-18"	Early Spring Zone 4(-30°)	○ ● ♀
subulata 'Ronsdorfer Beauty' •This variety bears showy and fragrant blossoms soft rose with a dark center	H4-6" W12-18"	Early Spring Zone 4(-30°)	○ ● ♀
subulata 'Scarlet Flame' •Vibrant red flowers	H4-6" W12-18"	Early Spring Zone 4(-30°)	○ ● ♀
subulata 'Snowflake' •This variety makes a compact, short, tight, rounded cushion of pure white flowers	H4-6" W12-18"	Early Spring Zone 4(-30°)	○ ● ♀
subulata 'Violet Pinwheels' •Violet-purple flowers cover this low growing phlox	H4-6" W24-36"	Early Spring Zone 4(-30°)	○ ● ♀

Early Spring Series Creeping Phlox (subulata) Produces impressive displays of color a full two weeks earlier than other Phlox subulata cultivars on the market. Deep green foliage with a tighter form and larger flowers than other subulatas.

'Blue' •Produces dark pink flowers that are lightly fragrant	H4-6" W12-18"	Early Spring Zone 4(-30°)	○ ● ♀
'Dark Pink' •Pink with a darker eye zone	H4-6" W12-18"	Early Spring Zone 4(-30°)	○ ● ♀
'Lavender' •Pale lavender petals with a darker spotted lavender eye	H4-6" W12-18"	Early Spring Zone 4(-30°)	○ ● ♀
'Purple' •Pale purple petals with a darker purple eye	H4-6" W12-18"	Early Spring Zone 4(-30°)	○ ● ♀

Physostegia Obedient Plant Plants have tall wand-like spikes of flowers that can be positioned the way an arranger likes and they'll hold that shape, hence the name 'Obedient Plant'. Leaves and flowers grow on distinctly square stems.

virginiana 'Autumn Carnival' *New* •Tall spikes of rich pink tubular blooms are borne atop the sturdy square stems above a rosette on medium green foliage.	H24-36" W12-18"	Summer Zone 5(-20°)	○ ● ♀ ✂️ 🦌 🌵
virginiana 'Crystal Peak White' •Dwarf variety that has a dense, well-branched habit. It has large dense flower heads of white that don't fade or brown as they age.	H16-18" W12-24"	Late Summer-Fall Zone 2(-50°)	○ ● ♀ ✂️ 🦌 🌵
virginiana 'Miss Manners' *New* •Clump forming and doesn't spread throughout the garden. The stiff square stems end in dense spikes of pure white snapdragon-like flowers.	H20-24" W18-24"	Late Summer-Fall Zone 4(-30°)	○ ● ♀ ✂️ 🦌 🌵
virginiana 'Vivid' *New* •Compact, erect, clump-forming habit with dense spikes of rich pink, tubular, two-lipped, snapdragon-like flowers. Blooms from bottom to top on each spike.	H24-36" W12-24"	Summer Zone 3(-40°)	○ ● ♀ ✂️ 🦌 🌵

LEGEND: ♀=Pollinator • ✂️=Cut Flower • 🌵=Drought Resistant • 🦌=Deer Resistant • Z=USDA Zone

○=Full Sun • ●=Part Sun • 🌑=Full Shade • H=Height of foliage/flower • W=Width of foliage



Phyteuma

scheuchzeri 'Horned Rampion'

•This is an excellent rock garden or edging plant that is seldom seen in gardens. It forms a low evergreen mound or tuft of narrow blue-green leaves, bearing taller stems that hold spiky ball-shaped clusters of deep blue flowers. Prefers a rich, moist soil with good drainage.

H8-12"
W8-12"

Early Summer
Zone 5(-20°)



Platycodon *Balloon Flower* Long-lived and trouble free. Interesting balloon-like buds which burst into star-shaped flowers.

grandiflora 'Sentimental Blue'

•Blue

H6-10"
W8-12"

Summer
Zone 4(-30°)



Astra Series (grandiflora) These plants have a compact, uniform habit, exceptional branching with thick flower petals. The dwarf plants have flowers that measure 1 1/2 to 2 1/2" across.

'Blue'

•Thick flower petals make for long-lasting periwinkle blue blossoms. Its compact, uniform habit makes it a good selection.

H8-10"
W8-16"

Summer
Zone 4(-30°)



'Pink'

•Soft pink blooms. Will re-bloom if deadheaded.

H8-10"
W8-16"

Summer
Zone 4(-30°)



'Semi-Double Blue'

•Semi-double dark blue

H8-10"
W8-16"

Summer
Zone 4(-30°)



'Semi-Double Lavender'

•Semi-double lavender

H8-10"
W8-16"

Summer
Zone 4(-30°)



'Semi-Double Pink'

•Semi-double pink

H8-10"
W8-16"

Summer
Zone 4(-30°)



'Semi-Double White'

•Semi-double white

H8-10"
W8-16"

Summer
Zone 4(-30°)



'Sentimental Blue'

•Beautiful blue, dwarf bell-shaped flowers

H8-10"
W8-16"

Summer
Zone 4(-30°)



'White'

•Pure white blooms

H8-10"
W8-16"

Summer
Zone 4(-30°)



Polemonium *Jacob's Ladder* Distinctive divided leaves consisting of delicate leaflets are displayed as a ladder effect on either side of the stems.

boreale 'Heavenly Habit'

•Forms a neat compact clump of glossy, fern-like green foliage topped with fragrant blue blossoms with a yellow halo and white eye

H10-12"
W12-18"

Summer
Zone 4(-30°)



caeruleum 'Brize d'Anjou'

•Violet-blue with green and white variegated foliage

H16-24"
W8-18"

Summer
Zone 4(-30°)



'Polbress' Bressingham Purple

•Forms a lush mound of deep green, ferny foliage which takes on dark purple tones in the spring and fall. Rich deep blue flowers bloom on burgundy stems.

H24-30"
W10-12"

Summer
Zone 3(-40°)



reptans 'Stairway to Heaven'

•Light blue with green and white variegated foliage

H12-24"
W8-18"

Summer
Zone 4(-30°)



reptans 'Touch of Class'

•Dark pink buds with pale blue flowers

H10-14"
W12-16"

Summer
Zone 4(-30°)



viscosum 'Blue Whirl'

•Very large blue flowers, one of the most fragrant Polemoniums

H20-24"
W8-18"

Summer
Zone 4(-30°)



Perennials



PERENNIAL
FAVORITES

Polygonatum Solomon's Seal Plants have a slight but highly decorative pucker to the leaves that are brightly emargined in creamy-white.

multiflorum 'Variegatum' •Graceful, unbranched stems neatly arranged with alternate, oval leaves on one side and clusters of small, pendulous, tubular white flowers on the other side. Variegated leaves with dark green and pale green streaks and narrow white margins.	H18-24" W18-24"	Spring Zone 3(-40°)	● ● ✂ ✂
--	--------------------	------------------------	------------

Potentilla Cinquefoil Flowers develop on new growth, cut back each year for more blooms. Wild rose-shaped flowers. Strawberry-like foliage.

'Arc-en-Ciel' •Orange-red with a double flower	H12-18" W10-12"	Early Summer Zone 4(-30°)	○ ● ✂
"Esta Ann" *New* •Beautiful yellow flowers with red centers. Will trail over the edge of a wall. Deadhead frequently to prolong flowering.	H12-18" W12-36"	Early Summer Zone 4(-30°)	○ ● ✂
fruticosa 'Gibson's Scarlet' *New* •This clumping, bushy perennial bears clusters of single, extremely vibrant red flowers all summer	H12-36" W12-36"	Early Summer Zone 5(-20°)	○ ● ✂
megalantha Wooly Cinquefoil •Yellow with a fuzzy silver foliage	H10-12" W10-12"	Early Summer Zone 3(-40°)	○ ● ✂
nepalensis 'Ron McBeath' •Pink with a crimson center	H10-12" W12-24"	Early Summer Zone 3(-40°)	○ ● ✂
pygmaea 'Nana' Clump Cinquefoil •Single yellow buttercup flowers with small evergreen leaves	H2-6" W8-18"	Early Summer Zone 4(-30°)	○ ● ✂
tonguei 'Staghorn Cinquefoil' •Apricot with a deep red center	H12-16" W12-16"	Early Summer Zone 4(-30°)	○ ● ✂
'Twinkling Star' *New* •Extra-large coral to red flowers	H24-36" W24-36"	Spring-Fall Zone 4(-30°)	○ ●

Primula Primrose Because of our hot summers, they will do better in shade. They like moist, well drained soils. Great for shaded borders. Fully double, fragrant flowers in rich colors bloom profusely throughout the season.

'Romance' *New* •Fully double, fragrant with a bright medium pink bloom	H6-8" W6-8"	Spring Zone 4(-30°)	● ●
---	----------------	------------------------	-----

Belarina Series

'Amethyst Ice' •Double, violet flowers with a white edge	H8-12" W8-12"	Spring-Fall Zone 4(-30°)	● ● ✂
'Buttercup' •Long blooming double fragrant flowers bloom in a rich, buttery yellow	H8-12" W8-12"	Spring-Fall Zone 4(-30°)	● ● ✂
'Cobalt Blue' •Fully double flowers in a rich deep cobalt blue	H8-12" W8-12"	Spring-Fall Zone 4(-30°)	● ● ✂
'Cream' *New* •Long blooming double fragrant flowers bloom in a creamy white	H8-12" W8-12"	Spring-Fall Zone 4(-30°)	● ● ✂
Pink Ice' •Long blooming double fragrant flowers that bloom in white with a blush of pink	H8-12" W8-12"	Spring-Fall Zone 4(-30°)	● ● ✂
'Nectarine' •Orange, yellow, and magenta tones	H8-12" W8-12"	Spring-Fall Zone 4(-30°)	● ● ✂
'Valentine' •Clusters of double, intense red flowers	H8-12" W8-12"	Spring-Fall Zone 4(-30°)	● ● ✂

Perennials



Prunella Self Heal Great addition to garden beds or borders, or even something to add to a meadow garden, consider planting the easy-growing Prunella. Short, upright plant with medium green foliage and snapdragon-like flowers.

grandiflora 'Under The Sea' *New* •Purplish pink tubular flowers	H8-14" W18-24"	Late Spring-Early Summer Zone 5(-20°)	○ ☼
vulgaris v. lanceolata Heal All •A perennial herb and groundcover with stems often square and crimson tinged. Purple hooded flowers with white centers appear in early summer. Used as a medicinal herb to treat sores, burns, bruises and other wounds. Perennial Favorites Exclusive Selection.	H2-6" W12-18"	Early Summer Zone 4(-30°)	○ ◐ ☼

Pterocephalus

depressus Moroccan Pincushion Flower •A distinctive looking ground cover, it is a marvelous species closely related to Scabiosa. It grows as a mat of attractive gray-green crinkled leaves and blooms large mauve-pink flowers followed by furry silvery pink seed heads.	H1-2" W14-18"	Late Spring Zone 5(-20°)	○ ☼
--	------------------	-----------------------------	-----

Pulmonaria Lungwort The common name of 'lungwort' is in reference to the supposed resemblance of the spotted leaves to a diseased lung. A fine mildew resistant plant with a super strong upright habit. Heat and humidity tolerant. Leaves give rise to profuse clusters of flowers.

'E.B. Anderson' *New* •The mounds of long (10-12") narrow dark green leaves are mottled with silver spots and produces Intense violet-blue flower clusters	H8-12" W14-18"	Spring Zone 4(-30°)	● ◐ ☼ ☼
'High Contrast' •This plant has striking dark green variegated leaves with ruffled margins and spotted with silver. It has good mildew resistance, large flowers and is vigorous in growth. Pretty blooms emerge pink and mature to blue, with pink and blue flowers often displayed at the same time.	H8-12" W16-20"	Spring Zone 4(-30°)	● ◐ ☼ ☼
'Mrs. Moon' *New* •The leaves are pointed and hairy and splattered with silvery blotches. Clusters of silky pink flowers appear then fade to a soft blue	H10-12" 18-24"	Spring Zone 4(-30°)	● ◐ ☼ ☼
'Opal' *New* •Clusters of pale opal-blue bells that age to white, over a lush mound of silver-spotted green	H12-14" W12-18"	Spring Zone 4(-30°)	● ◐ ☼ ☼
'Raspberry Splash' •Raspberry blooms with silver spotting on dark green fuzzy foliage	H8-12" W18-24"	Spring Zone 4(-30°)	● ◐ ☼ ☼
'Redstart' *New* •One of the first lungworts to flower in early spring with coral-red blooms above lush apple-green foliage	H8-12" W12-24"	Early Spring Zone 4(-30°)	● ◐ ☼ ☼
'Shrimps on the Barbie' •Amazing number of large, deep shrimp pink flowers, foliage is green with prominent white spots.	H6-18" W18-24"	Spring Zone 4(-30°)	● ◐ ☼ ☼
'Silver Bouquet' •Bred for mildew resistance, heat and humidity tolerance with large coral to pink to violet flowers. It has very short stems from flower to foliage. Spectacular silver foliage.	H8-10" W14-22"	Spring Zone 4(-30°)	● ◐ ☼ ☼
'Trevi Fountain' •Cobalt blue with silver spotting on dark green fuzzy foliage	H8-12" W18-24"	Spring Zone 4(-30°)	● ◐ ☼ ☼
'Victorian Brooch' •Clusters of up facing deep magenta-pink bells. The green leaves are lightly spotted in silver.	H8-10" W14-24"	Spring Zone 4(-30°)	● ◐ ☼ ☼

Perennials



PERENNIAL
FAVORITES

Pulsatilla Pasque Flower These plants grow ornamental clumps of low growing, deeply cut, silky, hairy green leaves. Bell shaped solitary flowers appear atop thick stems before the foliage emerges. Foliage begins to grow as the flowers fade. Blooms are replaced by silvery downy seedheads which are quite showy. Doesn't like to be transplanted. They're called 'Pasque Flowers' because they are still in full bloom around the time of Passover.

vulgaris 'Papageno' •Produces white, pink, red, blue and purple flowers.	H6-12" W8-18"	Early Spring Zone 4(-30°)	○ ● ☂ ☕
vulgaris Pasque Flower •This silky-haired plant produces wine-purple, urn-shaped flowers	H6-10" W8-18"	Early Spring Zone 4(-30°)	○ ● ☂ ☕
vulgaris 'Red Bells' •A wonderful little silky-haired plant with red, urn-shaped flowers	H8-12" W8-18"	Early Spring Zone 4(-30°)	○ ● ☂ ☕
vulgaris 'White Bells' •A wonderful little silky-haired plant with red, urn-shaped flowers	H6-8" W8-10"	Early Spring Zone 4(-30°)	○ ● ☂ ☕

Ranunculus The bowl shaped tightly packed petals are reminiscent of tissue paper flowers. They look like small peonies. Their dainty looks are deceiving, these flowers are durable and long lasting.

asiaticus 'Mache Mix' *New* •Large bright orange, scarlet and yellow blooms, dark green refined foliage on mounded plants.	H12-18" W10-12"	Early Spring Zone 5(-20°)	○ ● ☂ ✂
asiaticus 'Sprinkles Mix' *New* •Dwarf, double blooms of yellow, white orange and red	H10-16" W4-6"	Early Spring Zone 8(10°)	○ ● ☂ ✂

Ratibida Mexican Hat

columifera Red Midget •A Great Plains native. Tolerant of heavy clay soils and low water. Blooms have reddish-bronze petals that are on a slender cone. Green airy foliage. Heavy reseeder. Native and Waterwise	H12-24" W18-24"	Summer Zone 4(-30°)	○ ☂ ☕ ☕
columnifera Yellow Mexican Hat •The lax yellow petals encompass distinctive black cones and look like the drooping brims of sombrero hats. Stiff, upright hairy stems are branching and clothed by deeply cut leaves. Native and Waterwise	H24-36" W12-18"	Summer Zone 4(-30°)	○ ☂ ☕ ☕

Rhus Sumac

aromatica Gro Low Fragrant Sumac •A low spreader with glossy green foliage and superb orange-red color. A low maintenance groundcover. Native and Waterwise	H18-24" W60-96"	Spring Zone 3(-40°)	○ ● ☂ ☕ ☕
trilobata Oakleaf Sumac •Attractive, glossy green leaves turning bright red in fall. Flowers are chartreuse and inconspicuous. Fruit is red, year round. Native and Waterwise	H36-48" W72-94"	Spring Zone 4(-30°)	○ ● ☂ ☕

Perennials



Rudbeckia *Black-eyed Susan* These easy-to-grow perennials have golden, daisy-like flowers with black or purple centers, and include the popular black-eyed Susan. Rudbeckia's bright, summer-blooming flowers give the best effect when planted in masses in a border or wildflower meadow. Some species also have attractive gray-green foliage. In general, rudbeckias are relatively drought-tolerant and disease-resistant.

fulgida 'Goldsturm' •Plants have a long season of bloom and a sturdy, upright habit. The gold daisy-like flowers have a distinct dark brown central cone and are held on branching stems. Top performer.	H18-30" W18-24"	Summer-Early Fall Zone 3(-40°)	○ ♀ ✂
fulgida 'Little Goldstar' •Dwarf variety with similar characteristics to Goldsturm. This variety is compact only reaching knee height. Well branched flowering yellow.	H14-16" W14-16"	Summer-Early Fall Zone 3(-40°)	○ ♀ ✂
hirta 'Autumn Colors' •Shades of yellow, orange, and rust	H18-24" W12-18"	Summer-Early Fall Zone 6(-10°)	○ ♀ ✂
hirta 'Cherokee Sunset' •Semi-double rust-orange, brown and yellow	H24-30" W8-12"	Summer-Early Fall Zone 6(-10°)	○ ♀ ✂
hirta 'Cherry Brandy' •Cherry red with a chocolate center	H20-24" W8-18"	Summer-Early Fall Zone 6(-10°)	○ ♀ ✂
hirta 'Chim Chiminee' •Fluted bronze, yellow and red	H24-30" W12-16"	Summer-Early Fall Zone 6(-10°)	○ ♀ ✂
hirta 'Irish Eyes' •Lemon yellow with an olive green center	H24-30" W12-18"	Summer-Early Fall Zone 6(-10°)	○ ♀ ✂
hirta 'Maya' •This compact strain features fluffy double flowers of golden yellow, with a kiss of green in the center	H10-12" W14-18"	Summer-Early Fall Zone 6(-10°)	○ ♀ ✂
hirta 'Prairie Sun' •Yellow with a orange ring around a green center	H24-36" W18-24"	Summer-Early Fall Zone 5(-20°)	○ ♀ ✂
hirta 'Sonora' •Radiant gold flowers with a broad mahogany ring around dark centers. Compact bushy habit producing an abundance of flowers.	H12-14" W8-12"	Summer-Early Fall Zone 6(-10°)	○ ♀ ✂
'Denver Daisy' •Yellow with a bronze center	H18-28" W10-24"	Summer-Early Fall Zone 5(-20°)	○ ♀ ✂
triloba <i>Brown-eyed Susan</i> •Hundreds of small deep gold flowers with a brown center. A naturalizing self seeder. Biennial or short-lived perennial. Three-lobed coneflower.	H24-40" W12-18"	Summer-Early Fall Zone 3(-40°)	○ ♀ ✂

Toto Series (hirta) This compact strain produces large brown-eyed daisy flowers for months on end. These plants are short-lived perennials but will self seed.

'Gold' •Golden yellow	H8-12" W8-12"	Summer-Early Fall Zone 5(-20°)	○ ♀ ✂
'Lemon' •Lemon yellow	H8-12" W8-12"	Summer-Early Fall Zone 5(-20°)	○ ♀ ✂
'Mix' •Mixture of yellows and reds	H8-12" W8-12"	Summer-Early Fall Zone 5(-20°)	○ ♀ ✂
'Rustic' •Gold yellow with a rusty red center	H8-12" W8-12"	Summer-Early Fall Zone 5(-20°)	○ ♀ ✂

Sagina Moss An extremely popular groundcover plant. This forms a very low moss-like carpet that produce tiny white flowers. Excellent for filling in between the cracks of flagstone paving or in the rock garden.

subulata 'Aurea' Scotch Moss •White flowers with bright lime green foliage	H2-4" W14-18"	Late Spring Zone 4(-30°)	○ ●
subulata Irish Moss •White flowers with dark green foliage	H2-4" W14-18"	Late Spring Zone 4(-30°)	○ ●

Perennials



PERENNIAL
FAVORITES

Salvia Sage Large and diverse group of hardy and tender perennials, annuals, and herbs. Fairly drought tolerant. Bright tubular flowers form on large showy spikes. Foliage is usually aromatic.

greggii 'Furmann's Red' •Soft green leaves back the loose clusters of magenta-red flowers	H18-24" W12-18"	Summer Zone 5(-20°)	○ ●
greggii 'Ultra Violet' •Intense violet blooms grow over fine dark green foliage	H18-24" W24-28"	Summer Zone 5(-20°)	○ ●
greggii 'Wild Thing' •Stunning coral-pink blooms with dark green foliage	H16-20" W12-14"	Summer Zone 6(-10°)	○ ●
nemerosa 'Blauhugel' Blue Hills •This light colored blue is tough and as profuse a bloomer as the darker colored varieties	H16-20" W18-24"	Summer Zone 4(-30°)	○ ● ☼
nemerosa 'Caradonna' •This variety has a rigidly upright habit and dark purple flower stems which accentuate the bright violet-blue flowers, a favorite in many summer landscapes. Top Performer.	H18-24" W12-24"	Summer Zone 3(-40°)	○ ● ☼
nemerosa 'Caramia' *New* •Compact habit with good branch structure flowers in its first year. Upright habit with dark stems that produce dark blue blooms.	H14-18" W6-10"	Summer Zone 4(-30°)	○ ● ☼ ☪
nemerosa 'Mainacht' May Night •This award winning salvia is a top performer in the landscape. Produces dense spikes of deep violet-purple flowers.	H18-24" W18-24"	Summer Zone 3(-40°)	○ ● ☼
nemerosa 'Marcus' •A dwarf salvia with deep rich purple color, outstanding compact habit, incredible bloom time	H10-12" W8-12"	Summer Zone 3(-40°)	○ ● ☼
nemerosa 'Ostfriesland' East Friesland •Heavy flowering of vivid violet-purple spikes over a nicely textured leaf	H16-24" W8-18"	Summer Zone 3(-40°)	○ ● ☼
nemerosa 'Pink Friesland' •Narrow, aromatic, grey-green leaves and upright dense spikes of deep rose-pink flowers	H12-18" W12-18"	Summer Zone 3(-40°)	○ ● ☼
nemerosa 'Sallyrosa April Night' •Blooms earlier and longer than others of its species. Dwarf variety that is strong, drought and mildew-tolerant. Dark purple blooms	H12-14" W12-14"	Summer-Fall Zone 5(-20°)	○ ● ☼ ☪
nemerosa 'Sensation Medium Pink' *New* •Compact form, free branching habit, long bloom period and pink flowers. Will rebloom quickly when old flowers are removed.	H12-14" W12-14"	Summer Zone 5(-20°)	○ ● ☼ ☪
nemerosa 'Schneehugel' Snow Hill •An exceptionally long bloomer with numerous spikes of bright white flowers set against gray-green foliage	H12-18" W12-18"	Summer Zone 3(-40°)	○ ● ☼
pachyphylla Mojave Sage •Intensely aromatic evergreen foliage. Silver green leaves set off persistent mauve bracts that surround a rose flower. Native and Waterwise	H30-36" W24-36"	Summer-Fall Zone 5(-20°)	○ ● ☼ ☪ ☼

Sanguisorba Burnet

officinalis var. microcephala 'Little Angel' Burnet •This is a newly introduced, unique, dwarf Burnet with spreading, evergreen, green and white variegated foliage topped with maroon button flowers on strong, slender stems.	H8-10" W10-12"	Summer Zone 4(-30°)	○ ● ✂
---	-------------------	------------------------	-------

Santolina

virens 'Lemon Fizz' •Chartreuse mounds of fragrant foliage with bright yellow flowers. Compact rounded habit.	H12-18" W12-24"	Summer Zone 6(-10°)	○ ● ☼ ☪ ☼
---	--------------------	------------------------	--------------

LEGEND: ●=Pollinator • ✂=Cut Flower • ☪=Drought Resistant • ☼=Deer Resistant • Z=USDA Zone
○=Full Sun • ●=Part Sun • ●=Full Shade • H=Height of foliage/flower • W=Width of foliage



Saponaria Soapwort Called soapwort because crushing the leaves in water forms a lather that once was used as a soap. Thick oval, dark green leaves covered with single flowers.

hybrida 'Bressingham Pink' •Dark green leaves with short-stemmed clusters of bright, rose-pink flowers	H2-4" W6-12"	Spring Zone 4(-30°)	○ ◐ ☼
lempergii 'Max Frei' •This soapwort is compact with branched, trailing stems of soft, blue-green oval leaves. Clusters of pink flowers (1" wide) cover the plant.	H8-16" W12-16"	Summer Zone 3(-40°)	○ ◐ ☼ ✂
ocymoides 'Soapwort' •Plant forms a nice carpet of semi-evergreen foliage and produces small sprays of pink flowers	H4-12" W18-24"	Spring Zone 4(-30°)	○ ◐ ☼

Saxifraga Rockfoil Often used in rock gardens. They are evergreen and form a dense mat of rosettes.

Touran Series (arendsii) This series offers a nice compact habit combined with an abundance of flowers.

'Deep Red' •Red flowers open from tiny buds on compact green foliage that makes a great backdrop for short flower stems.	H2-6" W6-12"	Spring Zone 5(-20°)	○ ◐ ☼
'Pink' *New* •Forms a low evergreen cushion or mound of bright green leaves, bearing short stems of upfacing, cup-shaped bright-pink flowers	H2-6" W6-12"	Spring Zone 5(-20°)	○ ◐ ☼
'Scarlet' •Bright green leaves bearing short stems of upfacing cup-shaped scarlet-red flowers	H2-6" W6-12"	Spring Zone 5(-20°)	○ ◐ ☼
'White' •Low mound of bright green leaves bearing short stems of upfacing, cup-shaped white flowers	H2-6" W6-12"	Spring Zone 5(-20°)	○ ◐ ☼

Scabiosa Pincushion Excellent border plant with soft green foliage. Flower stamens protrude, inspiring the name "Pincushion Flower". Exceptionally long blooming.

atropurpurea 'Royal Ruby' *New* •Burgundy blossoms rising above green foliage	H12-14" W6-12"	Summer Zone 6(-10°)	○ ◐ ☼ ✂
columbaria 'Blue Note' •Low mound of lacy grey-green leaves, bearing a very long display of small button-shaped flowers in a soft lavender-blue shade	H8-10" W8-12"	Summer Zone 5(-20°)	○ ◐ ☼ ✂
columbaria 'Butterfly Blue' •Lavender-blue flowers sit atop wiry stems which hover over the short mound of ferny basal foliage	H12-18" W12-18"	Summer Zone 5(-20°)	○ ◐ ☼ ✂
columbaria 'Flutter Deep Blue' •Compact habit and shorter flower stems for a tidier, more attractive perennial garden. Remove spent flowers for continual blooming. Blooms blue.	H12-14" W10-12"	Early Summer Zone 5(-20°)	○ ✂
columbaria 'Flutter Rose Pink' •Compact habit and shorter flower stems for a tidier look. Remove spent flowers for continual blooming. Blooms pink.	H12-14" W10-12"	Early Summer Zone 5(-20°)	○ ✂
columbaria 'Flutter Vivid Violet' •Large vivid-violet flowers bloom on wiry stems with low, mounding, mildew-resistant foliage	H12-18" W12-18"	Summer Zone 5(-20°)	○ ◐ ☼ ✂
japonica 'Ritz Rose' •Delicate rosy pink pincushion flowers bloom over glossy green leaves	H6-8" W6-8"	Summer Zone 5(-20°)	○ ◐ ☼ ✂



Scrophularia

macrantha <i>Red Birds in a Tree</i> •A very rare Penstemon relative. This plant has wands of red flowers that attract hummingbirds. Bird shaped flowers do not require deadheading. Its winding habit causes it to lean attractively on nearby plants for support. <u>Native and Waterwise</u>	H16-20" W14-18"	Summer-Fall Zone 4(-30°)	
--	--------------------	-----------------------------	--

Scutellaria *Skullcap*

resinosa 'Smoky Hills' •Tubular, two-lipped lavender-blue to deep blue flowers with small, oval, grey-green leaves on square, somewhat woody stems. <u>Native and Waterwise</u>	H6-12" W10-16"	Summer-Fall Zone 4(-30°)	
suffrutescens <i>Cherry Skullcap</i> •Hot, cherry-red flowers with dark green, low, mounding foliage. Prefers a sunny location and well-drained soil and is perfectly suited for the rock garden, raised beds or the front of a border. <u>Native and Waterwise</u>	H6-12" W12-18"	Summer-Early Fall Zone 3(-40°)	

Sedum *Creeping Stonecrop* Fleshy, succulent plants suited to the sunny rock garden or border. Extensive choice of foliage types, heights and colors.

album 'Coral Carpet' •Pink flowers with coral and green foliage	H2-6" W12-18"	Late Summer-Fall Zone 4(-30°)	
cauticola 'Coca Cola' •Pink flower with grey-green foliage	H6-8" W10-12"	Late Summer-Fall Zone 4(-30°)	
cauticola <i>Lidakense</i> •Rounded, blue-gray leaves. Pink flowers are produced which age to carmine-red.	H2-4" W8-12"	Late Summer-Fall Zone 4(-30°)	
dasyphyllum <i>Major</i> •White flowers with silver-blue foliage	H2-4" W8-12"	Late Summer-Fall Zone 4(-30°)	
divergens 'Sunny Border' •Yellow flowers with round, glossy, green foliage	H2-4" W8-12"	Late Summer-Fall Zone 4(-30°)	
forsterianum 'Oracle' •Bright yellow flowers with grey-green foliage	H2-8" W12-18"	Late Summer-Fall Zone 4(-30°)	
forsterianum 'Silver Stone' •Yellow flowers with silver-blue foliage	H6-10" W12-18"	Late Summer-Fall Zone 4(-30°)	
glaucophyllum 'Cliff' •White flower with silver-green foliage	H2-4" W8-12"	Late Summer-Fall Zone 4(-30°)	
globosum 'Old Man Bones' •Yellow flowers with dark green globular puffed foliage	H2-4" W8-12"	Late Summer-Fall Zone 4(-30°)	
hakonense 'Chocolate Ball' •Chocolate red foliage	H2-6" W12-18"	Late Summer-Fall Zone 4(-30°)	
humifusum 'Tiny Urchin' •Yellow flowers with a glossy green foliage	H2-4" W8-12"	Late Summer-Fall Zone 4(-30°)	
'Little Missy' •Pink flowers with a green and white variegation	H2-4" W8-12"	Late Summer-Fall Zone 4(-30°)	
'Stefco' •White flowers with a green and pink foliage	H2-4" W8-12"	Late Summer-Fall Zone 4(-30°)	
kamtschaticum 'Weihenstephaner Gold' •Gold flowers with scalloped green foliage	H4-6" W8-12"	Late Summer-Fall Zone 4(-30°)	
lineare 'Sea Urchin' •Yellow flowers with a long slender dark green foliage with a white edge	H2-4" W24-36"	Late Summer-Fall Zone 4(-30°)	
lydium <i>Least</i> •Yellow flowers with dark green foliage turning bright red in the winter	H2-4" W8-12"	Late Summer-Fall Zone 4(-30°)	
makinoi 'Limelight' •Yellow flowers with lime-green foliage	H2-4" W12-24"	Late Summer-Fall Zone 4(-30°)	

LEGEND: = Pollinator • = Cut Flower • = Drought Resistant • = Deer Resistant • Z = USDA Zone

= Full Sun • = Part Sun • = Full Shade • H = Height of foliage/flower • W = Width of foliage



makinoi 'Ogon' •Yellow flowers with gold foliage	H2-4" W12-18"	Late Summer-Fall Zone 4(-30°)	○ ☙ ☚
middendorffianum 'Irish Eyes' •Yellow flowers with a green foliage that turns red in the fall	H2-4" W8-12"	Late Summer-Fall Zone 4(-30°)	○ ☙ ☚
oreganum 'Oregon' •Yellow flowers with rose and green foliage	H4-6" W12-24"	Late Summer-Fall Zone 4(-30°)	○ ☙ ☚
pachyclados 'Blue Rosette Mini' •Rose-peach flower with powder blue foliage	H2-4" W8-12"	Late Summer-Fall Zone 4(-30°)	○ ☙ ☚
pluricaule 'Island of Sakhalin' •Silver-green with rose tipped foliage	H4-6" W8-12"	Late Summer-Fall Zone 4(-30°)	○ ☙ ☚
'Red Canyon' •Low growing, with vibrant red-violet color with light pink flowers	H4-6" W14-18"	Late Summer-Fall Zone 5(-20°)	○ ☙ ☚ ☛ ☙ ☚
reflexum 'Blue Spruce' •Yellow flowers with silvery-blue foliage	H8-10" W18-24"	Late Summer-Fall Zone 4(-30°)	○ ☙ ☚
rupestre 'Angelina' •Golden yellow foliage	H2-6" W12-24"	Late Summer-Fall Zone 4(-30°)	○ ☙ ☚
rupestre 'Silver' •Yellow flowers with silver foliage	H2-4" W10-12"	Late Summer-Fall Zone 4(-30°)	○ ☙ ☚
sediforme 'Turquoise Tails Blue' •Creamy yellow flowers with blue foliage	H4-6" W8-12"	Late Summer-Fall Zone 4(-30°)	○ ☙ ☚
selskianum 'Spirit' •Yellow flower with green foliage	H4-6" W10-12"	Late Summer-Fall Zone 4(-30°)	○ ☙ ☚
sieboldii 'Aureo Mediovariegata' •Pink flowers with blue and yellow variegated foliage	H6-8" W8-18"	Late Summer-Fall Zone 4(-30°)	○ ☙ ☚
spathulifolium 'Cape Blanco' •Yellow flowers with blue-grey tiered foliage	H2-4" W8-18"	Late Summer-Fall Zone 4(-30°)	○ ☙ ☚
spurium 'Red Carpet' •Carmine red flower with burgundy foliage	H2-6" W12-18"	Late Summer-Fall Zone 4(-30°)	○ ☙ ☚
spurium 'Ruby Mantle' •Pink flower with burgundy foliage	H2-6" W12-18"	Late Summer-Fall Zone 4(-30°)	○ ☙ ☚
spurium 'Summer Glory' •Pink flower with dark green foliage	H2-6" W12-18"	Late Summer-Fall Zone 4(-30°)	○ ☙ ☚
spurium 'Tri-Color' •Pink flowers with a white and green variegated foliage	H2-6" W12-18"	Late Summer-Fall Zone 4(-30°)	○ ☙ ☚
spurium 'Voodoo' •Rose flower with dark purple foliage	H2-6" W12-18"	Late Summer-Fall Zone 4(-30°)	○ ☙ ☚
tetractinum 'Coral Reef' •Yellow flowers with green round flat foliage that turns reddish bronze in fall	H2-4" W8-12"	Late Summer-Fall Zone 4(-30°)	○ ☙ ☚
ussuriense 'Turkish Delight' •Red flower with burgundy foliage	H4-6" W8-12"	Late Summer-Fall Zone 4(-30°)	○ ☙ ☚



Sedum *Creeping Stonecrop* Continued

Sunsparkler Series This series boasts attractive succulent foliage, early fall flowering and extended bloom time. These groundcover sedums grow larger flower clusters.

'Blue Elf' •Steel-blue tufted foliage rosettes and numerous lateral branches that elongate away from the center. Tight clusters of dark pink flowers.	H6-12" W8-18"	Late Summer-Fall Zone 4(-30°)	○ ♀ ☞ ☹
'Cherry Tart' •Pink flowers with dark red foliage	H6-12" W8-18"	Late Summer-Fall Zone 4(-30°)	○ ♀ ☞ ☹
'Dazzleberry' •Raspberry pink flowers with smokey blue foliage	H6-12" W8-18"	Late Summer-Fall Zone 4(-30°)	○ ♀ ☞ ☹
'Firecracker' •Pink flowers with red to green foliage	H6-12" W8-18"	Late Summer-Fall Zone 4(-30°)	○ ♀ ☞ ☹
'Jade Tuffet' •A smaller upright sedum with narrow shiny green leaves, cherry red stems, and masses of pink flowers	H14-18" W8-18"	Late Summer-Fall Zone 4(-30°)	○ ♀ ☞ ☹
'Lime Twister' •Small lime-green leaves outlined in bright cherry-red produces pink flowers	H6-12" W8-18"	Late Summer-Fall Zone 4(-30°)	○ ♀ ☞ ☹
'Lime Zinger' •Pink flowers with lime-green foliage	H6-12" W8-18"	Late Summer-Fall Zone 4(-30°)	○ ♀ ☞ ☹

Sedum *Upright Stonecrop*

'Autumn Fire' •Rosy red flowers with green foliage	H12-30" W18-24"	Late Summer-Fall Zone 4(-30°)	○ ♀ ☞ ☹
'Autumn Joy' •Coppery pink flowers with green foliage	H12-24" W18-24"	Late Summer-Fall Zone 4(-30°)	○ ♀ ☞ ☹
'Beka' Autumn Delight •Rose flowers with lime and green variegated foliage	H12-24" W24-30"	Late Summer-Fall Zone 4(-30°)	○ ♀ ☞ ☹
Lajos' •Red flower with green and white variegated foliage	H14-18" W14-18"	Late Summer-Fall Zone 4(-30°)	○ ♀ ☞ ☹
'Mr. Goodbud' •Dark pink flowers with deep blue-green foliage	H12-18" W18-20"	Late Summer-Fall Zone 4(-30°)	○ ♀ ☞ ☹
'Pink Bomb' *New* •Large fleshy blue-green leaves on compact, succulent stems. Clusters of small, starry pink flowers turn burgundy with age.	H10-14" W12-18"	Late Summer-Fall Zone 4(-30°)	○ ♀ ☞ ☹
'Purple Emperor' *New* •Pink flowers appear in large clusters atop the bright reddish-purple stems and leaves. The blossoms age to bronze in the fall.	H12-16" 10-12"	Late Summer-Fall Zone 4(-30°)	○ ♀ ☞ ☹
'Vera Jameson' •Rose flower with silver green foliage and rose stems	H8-12" W12-18"	Late Summer-Fall Zone 4(-30°)	○ ♀ ☞ ☹
spectabile 'Neon' •Neon pink flowers with blue-green foliage	H14-18" W12-16"	Late Summer-Fall Zone 4(-30°)	○ ♀ ☞ ☹
telephium 'Matrona' •Red flowers with grey-green leaves edged in dark pink with purple stems	H18-24" W12-18"	Late Summer-Fall Zone 4(-30°)	○ ♀ ☞ ☹

LEGEND: ♀=Pollinator • ✂=Cut Flower • ☞=Drought Resistant • ☹=Deer Resistant • Z=USDA Zone
○=Full Sun • ◐=Part Sun • ●=Full Shade • H=Height of foliage/flower • W=Width of foliage



Touchdown Series (telephium) Compact, low habit, with superior vigor and multiple crowns that grow quickly.

'Flame' •Yellows flowers with dark red foliage	H6-12" W12-16"	Late Summer-Fall Zone 4(-30°)	○ ♀ ☼ ♂ ☼
'Teak' •Rose flowers with blue-green foliage	H6-12" W12-16"	Late Summer-Fall Zone 4(-30°)	○ ♀ ☼ ♂ ☼

Sempervivum *Hen and Chicks* Well-known succulents with evergreen rosettes of leaves surrounded by smaller rosettes known as chicks. After flowering, the mother rosette dies to leave room for the chicks: remove this by tugging gently at the base.

arachnoideum 'Clairchin' •Light green with fine silvery web-like hairs	H2-6" W6-12"	Summer Zone 3(-40°)	○ ♀ ☼ ♂ ☼
arachnoideum 'Cobweb' •Rose-pink with fine silvery web-like hairs	H2-6" W6-12"	Summer Zone 3(-40°)	○ ♀ ☼ ♂ ☼
arachnoideum 'Cobweb Buttons' •Pale green with fine silvery web-like hairs	H2-6" W6-12"	Summer Zone 3(-40°)	○ ♀ ☼ ♂ ☼
arachnoideum 'Red Cobweb' •Red with fine silvery web-like hairs	H2-6" W6-12"	Summer Zone 3(-40°)	○ ♀ ☼ ♂ ☼
arachnoideum 'Spumanti' •Silver with rose tips and fine silvery web-like hairs	H2-6" W6-12"	Summer Zone 3(-40°)	○ ♀ ☼ ♂ ☼
'Averill' •Blue-green with red tips	H2-6" W6-12"	Summer Zone 3(-40°)	○ ♀ ☼ ♂ ☼
'Black' •Green with dark red tips	H2-6" W6-12"	Summer Zone 3(-40°)	○ ♀ ☼ ♂ ☼
'Blue Boy' •Blue-grey with lilac tips	H2-6" W6-12"	Summer Zone 3(-40°)	○ ♀ ☼ ♂ ☼
'Bronco' •Dark green with red tips	H2-6" W6-12"	Summer Zone 3(-40°)	○ ♀ ☼ ♂ ☼
Bronze Pastel' *New* •Rosettes of fleshy, oblong to broadly lance-shaped bronze to reddish-brown leaves and leafy stems bearing clusters of pink flowers.	H6-8" W6-8"	Summer Zone 5(-20°)	○ ♀ ☼ ♂ ☼
'Brownii' •Green with red tips	H2-6" W6-12"	Summer Zone 3(-40°)	○ ♀ ☼ ♂ ☼
'Carmen' •Green with purple tips	H2-6" W6-12"	Summer Zone 3(-40°)	○ ♀ ☼ ♂ ☼
'Cherry Frost' •Maroon with green base and long white haired tips	H2-6" W6-12"	Summer Zone 3(-40°)	○ ♀ ☼ ♂ ☼
'Commander Hay' •Deep red and green	H2-6" W6-12"	Summer Zone 3(-40°)	○ ♀ ☼ ♂ ☼
'Dea' •Soft green with red tips	H2-6" W6-12"	Summer Zone 3(-40°)	○ ♀ ☼ ♂ ☼
'Desert Bloom' •Rose tinted grey-green	H2-6" W6-12"	Summer Zone 3(-40°)	○ ♀ ☼ ♂ ☼
'Director Jacobs' •Showy maroon velvet leaves, color holds well	H2-6" W6-12"	Summer Zone 3(-40°)	○ ♀ ☼ ♂ ☼
'Emerald Empress' •Rich green foliage with purple star-like flowers	H2-6" W6-12"	Summer Zone 3(-40°)	○ ♀ ☼ ♂ ☼
'Forest Frost' •Pale green rosettes	H2-6" W6-12"	Summer Zone 3(-40°)	○ ♀ ☼ ♂ ☼
'Fuzzy Wuzzy' •Green with fuzzy white tips	H2-6" W6-12"	Summer Zone 3(-40°)	○ ♀ ☼ ♂ ☼
'Green Wheels' •Bright green with maroon tips, new plants grow between the leaves.	H2-6" W6-12"	Summer Zone 3(-40°)	○ ♀ ☼ ♂ ☼



Sempervivum *Hen and Chicks* Continued

hausmanii 'Hausmanii' •Green velvety rosettes with red tips	H2-6" W6-12"	Summer Zone 3(-40°)	○ ♀ ☼
'Hopewell' •Lemon lime green with red tips	H2-6" W6-12"	Summer Zone 3(-40°)	○ ♀ ☼
'Jade Rose' •Rose with green tips	H2-6" W6-12"	Summer Zone 3(-40°)	○ ♀ ☼
'Jubilee' •Narrow velvet leaves are green bordered in pink	H2-6" W6-12"	Summer Zone 3(-40°)	○ ♀ ☼
'Kalinda' •The large succulent leaves are held in tight green heads with burgundy tips	H2-6" W6-12"	Summer Zone 3(-40°)	○ ♀ ☼
'Lavender and Old Lace' •Green with red tips	H2-6" W6-12"	Summer Zone 3(-40°)	○ ♀ ☼
'Mix' •Mixed varieties	H2-6" W6-12"	Summer Zone 3(-40°)	○ ♀ ☼
'Mona Lisa' •Red with soft green and minor cobwebbing in the center	H2-6" W6-12"	Summer Zone 3(-40°)	○ ♀ ☼
'Moss Rose' •Pink and light green	H2-6" W6-12"	Summer Zone 3(-40°)	○ ♀ ☼
'Oddity' •These green leaves curl into a tube. During the colder months, the leaves are tipped in red	H2-6" W6-12"	Summer Zone 3(-40°)	○ ♀ ☼
'Pekinese' •Pale green and pink with fine silvery web-like hairs	H2-6" W6-12"	Summer Zone 3(-40°)	○ ♀ ☼
'Pluto' •Green with red tips	H2-6" W6-12"	Summer Zone 3(-40°)	○ ♀ ☼
'Pruhonice' •Large velvety rosettes of green in the center with a flush of crimson at the tips	H2-6" W6-12"	Summer Zone 3(-40°)	○ ♀ ☼
'Purple Passion' •Medium-size, dark purple rosettes with a touch of green in the edges	H2-6" W6-12"	Summer Zone 3(-40°)	○ ♀ ☼
'Raspberry Ice' •Silver with purple tips	H2-6" W6-12"	Summer Zone 3(-40°)	○ ♀ ☼
'Red Beauty' •Red with green centers	H2-6" W6-12"	Summer Zone 3(-40°)	○ ♀ ☼
'Red Heart' •Green with a red center	H2-6" W6-12"	Summer Zone 3(-40°)	○ ♀ ☼
'Red Rubin' •Large rosettes of lemon lime green, with pink blush on the newer leaves	H2-6" W6-12"	Summer Zone 3(-40°)	○ ♀ ☼
'Rita Jane' •Grey-green with red tips	H2-6" W6-12"	Summer Zone 3(-40°)	○ ♀ ☼
'Rojin' •Medium sized rosettes that are deep red	H2-6" W6-12"	Summer Zone 3(-40°)	○ ♀ ☼
'Royal Ruby' •Dark ruby red on long slender pointed leaves	H2-6" W6-12"	Summer Zone 3(-40°)	○ ♀ ☼
'Rubikon' •Ruby red	H2-6" W6-12"	Summer Zone 3(-40°)	○ ♀ ☼
'Ruby Heart' •Silvery blue to blue-green leaves which are flushed rosy red at the base	H2-6" W6-12"	Summer Zone 3(-40°)	○ ♀ ☼
'Sanford' •Forms large rosettes of deep red, sharply pointed leaves, color change due to the season	H2-6" W6-12"	Summer Zone 3(-40°)	○ ♀ ☼

LEGEND: ♀=Pollinator • ✂=Cut Flower • ♀=Drought Resistant • ☼=Deer Resistant • Z=USDA Zone

○=Full Sun • ◐=Part Sun • ●=Full Shade • H=Height of foliage/flower • W=Width of foliage



'Saturn' •Rings of red, pink, and green	H2-6" W6-12"	Summer Zone 3(-40°)	○ ☙ ☚
'Silverine' •Silver-green with red-purple base	H2-6" W6-12"	Summer Zone 3(-40°)	○ ☙ ☚
'Spring Beauty' •Lemon-lime	H2-6" W6-12"	Summer Zone 3(-40°)	○ ☙ ☚
'Sunset' •Green with dark tips	H2-6" W6-12"	Summer Zone 3(-40°)	○ ☙ ☚
'Thunder' •Solid dark burgundy	H2-6" W6-12"	Summer Zone 3(-40°)	○ ☙ ☚
'Topaz' •Grey-green leaves that are shaded with rosy-purple dark tips	H2-6" W6-12"	Summer Zone 3(-40°)	○ ☙ ☚
'Twilight Blue' •Lavender-grey-green	H2-6" W6-12"	Summer Zone 3(-40°)	○ ☙ ☚
tectorum 'Fire Dragon' •Green rosettes with sharp red tips that look like a dragon's scales	H2-6" W6-12"	Summer Zone 3(-40°)	○ ☙ ☚
Jovibarba This plant is a miniature Sempervivum but with round ball-shaped chicks that roll off the mother to find a new home.			
heuffellii 'Bulgaria' •Forms rosettes of green leaves with purple-brown tips	H2-6" W6-12"	Summer Zone 3(-40°)	○ ☙ ☚
heuffellii 'Hedgehog' •Vivid green and deep maroon rosettes with many rollers that form a dense mat	H2-6" W6-12"	Summer Zone 3(-40°)	○ ☙ ☚
heuffellii 'Lively Bug' •Red with a green center and fine silvery web-like hairs	H2-6" W6-12"	Summer Zone 3(-40°)	○ ☙ ☚
hirta 'Emerald Spring' •Vivid red and green rosettes with many red rollers that form a dense mat	H2-6" W6-12"	Summer Zone 3(-40°)	○ ☙ ☚
sobolifera 'Rolling' •This species produces small, bright green rosettes with chicks like tiny little red balls sitting on top. Short spikes of pale yellow flowers appear in summer.	H2-6" W6-12"	Summer Zone 3(-40°)	○ ☙ ☚
Rosularia The small, clumping, succulent rosettes produce pale-yellow flowers with 6 - 8 petals.			
chrysantha Yellow Hen and Chicks •Star shaped flowers with 8-16 petals with cream to yellow flowers with evergreen rosettes	H2-6" W2-6"	Summer Zone 3(-40°)	○ ☙ ☚
Silene Catchfly Flowers similar to Lychnis but mostly low growing for rock gardens, walls or edging.			
dioca 'Clifford Moor' •With compact, gold-edged foliage and an abundance of single pink blooms, it provides three-season interest	H6-12" W12-18"	Late Spring Zone 5(-20°)	○ ☾ ☙ ☚
'Rolly's Favorite' •Bubblegum pink flowers flutter above dark green, well-behaved plants	H14-20" W12-16"	Summer Zone 4(-30°)	○ ☾ ☙ ☚
pendula 'Triumph Rose' •Double carmine rose	H6-10" W6-12"	Summer Zone 4(-30°)	○ ☾ ☙ ☚
schafta 'Persian Carpet' •More compact and richer flowering than splendens producing a carpet of soft pink blooms	H4-6" W8-12"	Summer Zone 4(-30°)	○ ☙
Smilacina False Solomon's Seal			
racemosa False Solomon's Seal •This plant produces a clump of arching zigzag stems with large shiny and pleated leaves. Clusters of tiny ivory-white flowers are in spikes on the ends of each stem appearing in late spring. Small red berries are showy in late summer and autumn.	H24-36" W24-36"	Late Spring Zone 3(-40°)	○ ☾ ☙ ✂ ☙

Perennials



PERENNIAL
FAVORITES

Solidago Golden Rod A native plant with branching clusters of flowers and deep green foliage. A long, summer blooming plant.

'Little Lemon' •This petite plant is easy to grow and provides a showy splash of color in the garden when little else is blooming	H8-14" W12-18"	Late Summer-Fall Zone 4(-30°)	○ ♀ ☞ ☹
rugosa 'Fireworks' *New* •Clump forming perennial with electric yellow flowers	H36-48" W24-36"	Fall Zone 4(-30°)	○ ♀ ☞ ☹

Sphaeralcea Globemallow

ambigua Desert Mallow •Large orange 1" flowers appear on grey almost fuzzy foliage	H12-36" W12-36"	Late Spring-Summer Zone 6(-10°)	○ ♀ ☞ ☹
coccinea Scarlet Globemallow •Large, delicate flowers are scarlet-orange around the edges and cream colored in the center. Foliage is made up of clusters of grey-green leaves which are covered with distinctive stellate hairs. <u>Native and Waterwise</u>	H6-12" W12-18"	Late Spring-Summer Zone 4(-30°)	○ ♀ ☞ ☹
grossularifolia Gooseberry-leaf Globemallow •Star-shaped flowers are light orange in color. Deeply divided leaves are a light green. <u>Native and Waterwise</u>	H18-36" W12-24"	Summer Zone 4(-30°)	○ ♀ ☞ ☹
munroana Munro Globemallow •Bright-green foliage on slender stems with numerous five-petaled salmon-orange flowers on leafy spikes. The foliage is thin, round and toothed. <u>Native and Waterwise</u>	H12-24" W18-24"	Summer Zone 4(-30°)	○ ♀ ☞ ☹

Stachys Betony Low spreading mat of woolly silver grey leaves with spikes of flowers.

byzantina 'Countess Helen von Stein' •Velvet silvery green foliage	H12-18" W18-24"	Insignificant Zone 4(-30°)	○ ☹ ☞
byzantina 'Silver Carpet' •Woolly silver foliage	H8-12" W8-18"	Insignificant Zone 4(-30°)	○ ☹ ☞
officinalis 'Hummelo' •Purple with green foliage	H18-20" W8-12"	Early Summer Zone 4(-30°)	○ ☹ ☞

Stanleya Prince's Plume

pinnata Prince's Plume •Elegant and long blooming, it is mostly used as a background or accent plant. Plume-like, showy-yellow flowers. Leaves are silver-green and have a ferny texture. <u>Native and Waterwise</u>	H12-48" W14-18"	Summer Zone 4(-30°)	○ ☞
---	--------------------	------------------------	-----

Tanacetum Painted Daisy Old-fashioned flower with lacy fern-like foliage. Daisy-like flowers 2 1/2" wide that bloom on wiry stems.

vulgare 'Isla Gold' Tansy •Grown mainly for its fantastic foliage, this selection has bright yellow, aromatic, ferny leaves that have tremendous color impact even from a distance. This colorful foliage seems to complement all the other colors in the garden.	H24-36" W18-24"	Summer Zone 3(-40°)	○ ☹ ☞ ♀
---	--------------------	------------------------	---------

Robinson's Series (coccineum) These plants have foliage that is bright green and ferny, with upright stems bearing loads of single yellow-eyed daisies.

'Crimson' •Produces scarlet-red flowers which measure 2.5" wide and are daisy-like with a bright yellow center. It has interesting ferny foliage much like that of yarrow.	H24-36" W12-18"	Summer Zone 3(-40°)	○ ♀ ✂ ☹
'Mix' •Produces a colorful assortment of white, pink and red flowers. They measure 2.5" wide and are daisy-like with a bright yellow center. It has interesting ferny foliage much like that of yarrow.	H24-36" W16-20"	Summer Zone 3(-40°)	○ ♀ ✂ ☹

LEGEND: ♀=Pollinator • ✂=Cut Flower • ☹=Drought Resistant • ☹=Deer Resistant • Z=USDA Zone
○=Full Sun • ◐=Part Sun • ●=Full Shade • H=Height of foliage/flower • W=Width of foliage



Tetraneuris (Hymenoxys)

acaulis v. arizonica 'Sol Dancer' •Produces numerous airy yellow flowers 1 - 2 1/2" wide that suspend above a tuft of light green basal foliage. Requires minimal deadheading. Native and Waterwise Sego Supreme	H12-18" W12-14"	Early Spring-Summer Zone 3(-40°)	○ ● ☞
--	--------------------	-------------------------------------	-------

Teucrium Germander

chamaedrys 'Germander' •Dwarf evergreen shrubby plant with glossy green foliage. Short spikes of rosy purple flowers.	H12-24" W8-10"	Summer Zone 4(-30°)	○ ● ☞ ☞
chamaedrys 'Prostratus' •Extremely low-growing. This tough, evergreen groundcover is native to the dry hillsides of the Mediterranean. The glossy, dark green leaves are small with serrated margins.	H6-10" W24-36"	Late Spring Zone 4(-30°)	○ ● ☞ ☞ ☞

Thalictrum Meadow Rue

aquilegifolium Meadow Rue •Clusters of fluffy lilac flowers are held above foliage that are soft green and clump forming.	H24-30" W18-24"	Summer Zone 4(-30°)	○ ● ☞ ☞ ☞
aquilegifolium 'Thundercloud' *New* •One of the showiest Meadow-Rues that produces large fluffy heads of rich rosy violet stamens and dark purple double florets.	H36-48" W10-16"	Summer Zone 5(-20°)	○ ● ☞ ☞ ☞
'Purplelicious' *New* •Purple flower clusters on dark purple stems with fern-like green leaves. Compact growth habit and it's perfect for small gardens.	H12-14" W8-10"	Summer Zone 5(-20°)	○ ● ☞ ☞ ☞

Thymus Creeping Thyme

Bushy or mat-forming herbs with small aromatic leaves and short spikes of flowers. Creeping habit makes an attractive ground cover.

citriodorus 'Archers Gold' •Pink flowers with gold foliage and a citrus fragrance	H2-6" W8-12"	Spring-Summer Zone 4(-30°)	○ ☞
citriodorus 'Doone Valley' •Purple flowers with white and green variegated foliage and a citrus fragrance	H2-6" W8-12"	Spring-Summer Zone 4(-30°)	○ ☞
'Juniper' •Plants form a low, shrubby evergreen clump of tiny gray-green leaves, bearing clusters of soft-pink flowers	H2-6" W8-12"	Spring-Summer Zone 4(-30°)	○ ☞
'Spicy Orange' •Lavender-pink and a citrus fragrance	H2-6" W8-12"	Spring-Summer Zone 4(-30°)	○ ☞
praecox 'Highland's Cream' •Pale pink with variegated foliage	H2-6" W8-12"	Spring-Summer Zone 4(-30°)	○ ☞
pseudolanuginosus Woolly •Pink with woolly silver-grey foliage	H2-6" W8-12"	Spring-Summer Zone 4(-30°)	○ ☞
serpyllum 'Elfin' •Spectacular ornamental herb with purple blooms and tiny evergreen leaves	H2-6" W12-24"	Spring-Summer Zone 4(-30°)	○ ☞
serpyllum 'Magic Carpet' •This plant produces carmine pink rounded flower heads with lemon scented foliage	H2-6" W12-24"	Spring-Summer Zone 4(-30°)	○ ☞
serpyllum 'Pink Chintz' •Tiny, salmon-pink flowers cover fuzzy, gray green leaves which emit a pleasing scent when stepped on	H2-6" W12-24"	Spring-Summer Zone 4(-30°)	○ ☞



Tradescantia Spiderwort

Delightful three-petal flowers atop grass-like foliage.

'Amethyst Kiss' •Large clusters of periwinkle blue flowers with dark yellow stamens, one of the longest blooming Spiderwort's	H12-18" W12-18"	Early Summer Zone 4(-30°)	○ ● ♀
'Concord Grape' •Triangular violet blue flowers with fuzzy purple stamens tipped with golden yellow pollen over blue-green foliage	H14-20" W18-24"	Early Summer Zone 4(-30°)	○ ● ♀
'Red Cloud' •Triangular, rose-purple blossoms. Each 3-petaled flower only lasts for one day, but due to the plants bud count it will be in color for up to eight weeks. The flowers are self-cleaning.	H14-20" W18-24"	Early Summer Zone 4(-30°)	○ ● ♀
'Zwanenburg Blue' •Large flowers in a rich violet-blue shade	H14-20" W18-24"	Early Summer Zone 4(-30°)	○ ● ♀

Trifolium Dutch Clover

repens 'Dark Dancer' •Vigorous grower with dark purple-black clover-shaped leaves and white flowers that makes a spectacular groundcover. Intermingles with other plants well in mixed beds or containers. Easy-care perennial requires no deadheading.	H6-8" W10-18"	Summer Zone 4(-30°)	○ ●
---	------------------	------------------------	-----

Trollius Globeflower

chinensis 'Golden Queen' •Prefers moist, fertile soil. Use along ponds, streams, and water gardens. Blooms are a golden orange. A great performer for high elevation areas with a long bloom life.	H30-36" W18-24"	Early Summer Zone 3(-40°)	○ ● ● ♀ ✂ 🐇
europaeus 'Superbus' *New* •Lemon yellow flowers with large, round leaves divided into fairly broad sections with very toothed edges.	H18-36" W18-24"	Late Spring-Summer Zone 3(-40°)	○ ● ● ♀ ✂ 🐇

Veronica Speedwell

Some plants have upright spikes of flowers, others form low mounds suitable for edging or the rock garden.

allionii Alpine •Forms a low cushion or carpet of olive-green leaves, bearing chubby spikes of deep violet-blue flowers	H2-6" W12-18"	Summer Zone 3(-40°)	○ ● ♀
austriaca 'Venice Blue' Creeping Speedwell •Large bright blue flowers and attractive habit, spires are short but multi-floral	H10-12" W10-12"	Early Spring Zone 4(-30°)	○ ● 🐇
'Blue Skywalker' *New* •Stunning blue spikes appear in abundance. Compact habit.	H20-30" W18-20"	Summer Zone 4(-30°)	○ ♀ ✂ 🐇
'Charlotte' •Narrow green leaves discreetly outlined in white reinforce the brilliant white spires of flowers that continue to open throughout summer	H18-24" W18-24"	Summer Zone 4(-30°)	○ ● ♀
'Christy' Creeping Speedwell •It forms a low mound of small, serrated green leaves, with short spikes of starry medium-blue flowers, with a tiny white eye	H6-8" W12-18"	Spring Zone 4(-30°)	○ ● ♀
'Giles Van Hees' •The dwarf compact dark green foliage forms a nice mound topped by bright pink flower spikes	H6-14" W8-12"	Summer Zone 4(-30°)	○ ● ♀
liwanensis Turkish Creeping Speedwell •Masses of cobalt blue flowers in summer, backed by rugged deep green leaves.	H2-4" W12-18"	Spring Zone 4(-30°)	○ ● ♀
longifolia 'First Choice' •Compact, low mound of attractive deep green foliage, bearing numerous spikes of lavender flowers	H16-20" W10-18"	Summer Zone 4(-30°)	○ ● ♀

LEGEND: ♀=Pollinator • ✂=Cut Flower • 🐇=Drought Resistant • 🐇=Deer Resistant • Z=USDA Zone

○=Full Sun • ●=Part Sun • ●=Full Shade • H=Height of foliage/flower • W=Width of foliage



longifolia 'First Glory' •Compact, clump forming plant of glossy green leaves with true blue blossoms on upright spikes	H12-18" W12-18"	Summer Zone 4(-30°)	○ ● ✂ ✂
longifolia 'First Kiss' *New* •This forms a mound of attractive deep green foliage, bearing numerous spikes of soft pink flowers.	H22-24" W20-22"	Summer Zone 4(-30°)	○ ● ✂ ✂
longifolia 'First Lady' •A compact plant that forms a low mound of deep green foliage, producing pure white flowers that grow on upright spikes	H12-18" W12-18"	Summer Zone 4(-30°)	○ ● ✂ ✂
longifolia 'First Love' •This forms a low mound of green foliage, bearing spikes of glowing fluorescent-pink flowers	H10-12" W12-18"	Summer Zone 4(-30°)	○ ● ✂ ✂
longifolia 'First Match' *New* •This forms a mound of attractive deep green foliage, bearing numerous spikes of attractive dark pink flowers	H22-24" W20-22"	Summer Zone 4(-30°)	○ ● ✂ ✂
longifolia 'First Memory' *New* •This forms a mound of attractive deep green foliage, bearing numerous spikes of nice, soft blue flowers.	H22-24" W20-22"	Summer Zone 4(-30°)	○ ● ✂ ✂
peduncularis 'Georgia Blue' Creeping Speedwell •Powder blue with a small white center, foliage is a dark purple and green	H4-6" W12-18"	Early Spring Zone 3(-40°)	○ ● ✂ ✂
'Perfectly Picasso' •Paint brush like spikes with white buds opening to light pink blooms, top dark green foliage	H22-26" W22-24"	Summer Zone 4(-30°)	○ ● ✂
prostrata 'Goldwell' Creeping Speedwell •Blue-purple with a small white center, lime and green variegated foliage	H4-6" W12-18"	Spring Zone 4(-30°)	○ ● ✂
prostrata 'Whitewater' Creeping Speedwell •Dainty, pure white flowers dot this dense ground cover when in bloom. Glassy, dark green foliage turns burgundy to bronze in fall.	H2-6" W12-18"	Early Spring Zone 4(-30°)	○ ● ✂
'Purpleicious' •This is the darkest flowered form of spiked Veronica. It is a bushy and compact grower that is free flowering and long blooming. The densely packed dark purple spikes are displayed above dark green foliage.	H16-24" W12-18"	Summer Zone 4(-30°)	○ ● ✂ ✂
'Reavis' Crystal River Creeping Speedwell •Pale lavender-blue with a small white center	H2-4" W12-18"	Late Spring Zone 4(-30°)	○ ● ✂
'Royal Rembrandt' •Violet-purple paintbrush like spikes, atop dark green foliage	H18-22" W18-22"	Summer Zone 4(-30°)	○ ● ✂ ✂
spicata 'Royal Candles' •Masses of violet-blue spikes grow up above the compact, upright, deep green foliage	H12-18" W12-18"	Summer Zone 4(-30°)	○ ● ✂ ✂
'Tidal Pool' Creeping Speedwell •Heavy blooms of small, bright violet-blue flowers on prostrate mats. Dense and fast spreading with silvery blue-green leaves.	H2-4" W20-30"	Summer Zone 4(-30°)	○ ●
'Very Van Gogh' •More compact variety with purple spikes that have a very long bloom season	H18-22" W20-24"	Summer Zone 4(-30°)	○ ● ✂
'Waterperry Blue' Creeping Speedwell •Light Sky blue with a small white center	H4-6" W12-18"	Summer Zone 4(-30°)	○ ● ✂

Perennials



PERENNIAL
FAVORITES

Vinca Periwinkle

minor 'Bowles' •Tight evergreen groundcover with dark green leaves. Intense blue-violet flowers appear just above the foliage.	H2-4" W12-18"	Mid Spring -Summer Zone 4(-30°)	○ ●
minor 'Bowles Cunningham' •One of the best groundcovers for shade, displaying violet-blue flowers against small glossy lime-green edged with white leaves. Evergreen foliage.	H2-4" W12-18"	Summer Zone 5(-20°)	● ●

Viola Sweet Violet Hardy perennial has fragrant, Pansy blooms with trailing, compact, dark green foliage. Does best during cool weather.

'Angel Amber Kiss' •Orange with a yellow center	H4-6" W8-10"	Spring Zone 4(-30°)	● ●
'Angel Tiger Eye' •Golden yellow with black veining	H4-6" W8-10"	Spring Zone 4(-30°)	● ●
cornuta 'Blackout' •True black with a bright yellow eye	H4-6" W8-10"	Spring Zone 4(-30°)	● ●
cornuta 'Etain' •Lemon yellow with a lavender edge	H4-6" W8-10"	Spring Zone 4(-30°)	● ●
corsica 'Corsican Violet' •Deep violet-blue with a tiny yellow center	H4-6" W8-10"	Spring Zone 4(-30°)	● ●

Celestial Series (cornuta)

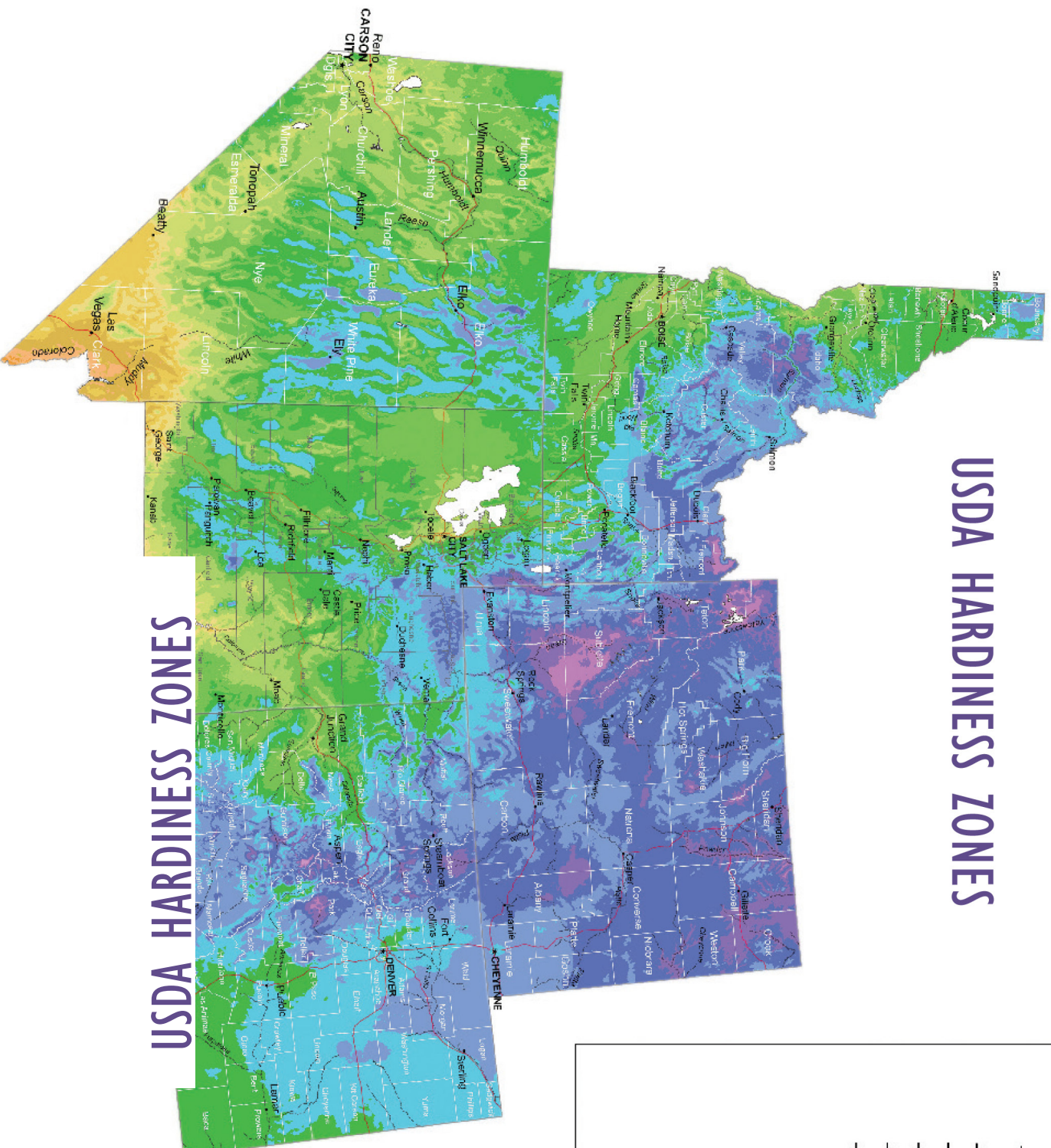
'Midnight' •Velvety rich dark purple with a golden yellow eye	H4-6" W8-12"	Spring Zone 4(-30°)	● ●
'Northern Lights' •Purple with a yellow face	H4-6" W8-12"	Spring Zone 4(-30°)	● ●
'Starry Night' •Dusky lavender with a brush of primrose in the center	H4-6" W8-12"	Spring Zone 4(-30°)	● ●
'Twilight' •Lilac with a yellow face	H4-6" W8-12"	Spring Zone 4(-30°)	● ●

Zauschneria (Epilobium)

arizonica Hardy Fuchsia •A super showy native plant from the Southwestern US. Blooming in early fall with tall stems of bright scarlet-orange flowers, it attracts hummingbirds like crazy.	H30-36" W24-36"	Late Summer-Fall Zone 4(-30°)	○ ♣ ♀ ☼
canum 'Wasatch Fire' •Produces large bright red blooms. It has a great compact dark green foliage that turns a brilliant red in autumn. Prefers to grow on rocky slopes and in dry well drained areas. Utah Native. Native and Waterwise Sego Supreme	H6-12" W12-18"	Summer-Fall Zone 4(-30°)	○ ♣ ☼
canum 'Everett's Choice' •Known for its grey-green foliage and long blooming life. Most plants will flower for 1-2 months; some start as early as late June, and others will continue until late September or even October. Blooms brightly with its orange-red tubular flowers held above the foliage.	H6-12" W12-24"	Summer-Fall Zone 5(-20°)	○ ♣ ♀ ☼
garretii 'Orange Carpet' •Bright orange flower with a loose mat of bright green foliage. Native and Waterwise	H4-6" W14-18"	Summer-Fall Zone 4(-30°)	○ ● ♀ ♣
latifolia Firechalice •Scarlet-orange trumpet-like flowers with a drak green foliage. Best used in rock gardens or dry gardens. Easy to grow and maintain. Native and Waterwise	H12-36" W18-36"	Late Summer-Fall Zone 4(-30°)	○ ♣ ♀ ☼
latifolia californica 'Stardust' *New* •Bright orange tubular flowers. More upright tidy habit with dusty silver foliage.	H12-18" W12-18"	Summer-Fall Zone 5(-20°)	○ ♣ ♀ ☼

LEGEND: ♀=Pollinator • ✂=Cut Flower • ♣=Drought Resistant • ☼=Deer Resistant • Z=USDA Zone
○=Full Sun • ●=Part Sun • ●=Full Shade • H=Height of foliage/flower • W=Width of foliage

USDA HARDINESS ZONES



USDA HARDINESS ZONES

**Average Annual Extreme
Minimum Temperature
1976-2005**

Temp (F)	Zone	Temp (C)
-60 to -50	1	-51.1 to -45.6
-50 to -40	2	-45.6 to -40
-40 to -30	3	-40 to -34.4
-30 to -20	4	-34.4 to -28.9
-20 to -10	5	-28.9 to -23.3
-10 to 0	6	-23.3 to -17.8
0 to 10	7	-17.8 to -12.2
10 to 20	8	-12.2 to -6.7
20 to 30	9	-6.7 to -1.1
30 to 40	10	-1.1 to 4.4
40 to 50	11	4.4 to 10
50 to 60	12	10 to 15.6
60 to 70	13	15.6 to 21.1



PERENNIAL FAVORITES

247 SOUTH 3200 WEST, LAYTON, UTAH 84041

PHONE 801.544.8049

TOLL FREE 800.966.8049

TOLL FREE FAX 800.991.6230

WEB PERENNIALFAVORITESNURSERY.COM

EMAIL MAIL@PERENNIALFAVORITESNURSERY.COM