



PERENNIAL FAVORITES

2019 CATALOG





FRONT COVER
GEUM COCKTAIL SERIES 'MAI TAI'

PANTONE® COLOR OF THE YEAR 2019:
PANTONE 16-1546 LIVING CORAL



Southern Sales Territory
Dane Horrocks
801.784.6215

danehorrocks@perennialfavoritesnursery.com



Northern Sales Territory
Ken Cox
801.784.6221

kenleycox@perennialfavoritesnursery.com



PERENNIAL FAVORITES

ANNUAL
FAVORITES

EDIBLE
FAVORITES

GRASS
FAVORITES

PERENNIAL
FAVORITES

TABLE OF CONTENTS

TERMS AND DELIVERY.....	i
WEBSITE/ONLINE ORDERING INFORMATION.....	ii
PREMIUM ANNUALS AND ACCENTS.....	1-24
INCREDIBLE EDIBLES.....	25-41
ORNAMENTAL GRASSES.....	42-48
PERENNIALS.....	49-129
UPC LIST.....	130-132
SOIL PRICE LIST.....	133





PERENNIAL FAVORITES

Terms and Conditions

PRICES: Prices in this catalog are intended for the wholesale trade only (**no retail sales**) and are subject to change without notice. **All prices are F.O.B. Perennial Favorites.** Prices do not include delivery fees or applicable surcharges. List prices are per item for plants purchased in full flats per variety (flats counts as published). Purchases of less than full flats will be charged an additional 10%. The prices listed supersede all previously published prices.

PAYMENT: All sales are C.O.D. unless previous credit arrangements have been made. Cash, Check, Master Card, Visa and Discover are accepted. No deliveries will be left without payment in full. A credit application will be sent upon request. Please allow 2-4 weeks for credit clearance. For customers with established credit terms, payment in full is due 30 days from date of pickup or delivery. Any account not paid by the due date will be charged a late fee of 1.5% per month on unpaid balance. Past due accounts will revert back to a C.O.D. basis without further notice. Purchaser agrees to pay all finance charges and all collection fees incurred. **Please remember that credit is a privilege.**

CLAIMS and WARRANTIES: All claims must be made within 72 hours of delivery. Any plant returned must be received in good condition within the claim period. **All returns are subject to a 20% restocking fee.** Plants are offered subject to prior sale, no warranty expressed or implied. We do not guarantee survivability of any plant. We strive to insure plants are true to name and in good condition when received. Any plants that prove otherwise will be replaced or purchase price credited. In no case are we responsible for more than the original purchase price of stock sold.

DELIVERIES: Perennial Favorites provides deliveries along the Wasatch front with a minimum order of \$500. Please allow 48 hours notice before delivery. Deliveries are subject to a delivery charge. Deliveries are made on a regularly scheduled basis (call for details). Those requiring special timing will be charged an additional fee. Any delivery requiring more than unloading in one area close to our truck will be charged an additional fee (\$50 per hour). Landscape deliveries to a job site are subject to an additional charge. Deliveries outside the Wasatch front need to be pre-arranged both for timing and charges. There **will not** be any walk-ins the week prior to Mother's Day. **Will-call orders need to be made at least 24 hours in advance and picked up between 8:00 am and 3:00 pm Monday-Friday** (closed weekends and holidays). **Walk-ins can visit the nursery and shop Monday-Friday between 8:00 am and 3:00 pm.** Because of safety issues, please do not bring children. Clients are to be accompanied by a representative they are doing business with.

HOLD and SPECIAL ORDERS: Orders may be held for up to 14 days with a 25% non-refundable down payment. Orders requiring more than 14 days are subject to a 10% per week maintenance fee. All orders held will receive and purchasers will accept originally held stock. No substituting at time of pick-up or delivery. All special orders or custom orders, need to be arranged on an individual basis. Fees will be based on the specific needs of both parties. This will require a signed contract.

www.perennialfavoritesnursery.com

Use our website to research specific varieties or to easily and quickly place an order on our real-time availability page. Our online database has detailed information on the 2,400 varieties we grow. This user-friendly site is also praised for its fast and simple flow process.

Variety List [Log Out](#)

Select Category: Perennial
Select Genus: Echinacea
Select Species: All Species
☐ Show Inactive

Category	Genus	Species	Variety	View Info
Perennial	Echinacea	hybrid	Big Kahuna' Coneflower **NEW**	Info
Perennial	Echinacea	hybrid	Cherry Pie' Coneflower	Info
Perennial	Echinacea	hybrid	Chiquita Dwarf' Coneflower	Info
Perennial	Echinacea	hybrid	Flame Thrower' Coneflower	Info
Perennial	Echinacea	hybrid	Glowing Dream' Coneflower **NEW**	Info
Perennial	Echinacea	hybrid	Hope' Coneflower	Info
Perennial	Echinacea	hybrid	Mama Mia' Coneflower	Info
Perennial	Echinacea	hybrid	Now Cherie' Coneflower	Info
Perennial	Echinacea	hybrid	Rosita Dwarf' Coneflower **NEW**	Info
Perennial	Echinacea	hybrid	Tiki Torch' Coneflower	Info
Perennial	Echinacea	hybrid	Tomato Soup' Coneflower	Info
Perennial	Echinacea	hybrid	Vanilla Cupcake' Coneflower **NEW**	Info
Perennial	Echinacea	hybrid Big Sky Series	After Midnight' Coneflower	Info
Perennial	Echinacea	hybrid Big Sky Series	Harvest Moon' Coneflower	Info
Perennial	Echinacea	hybrid Big Sky Series	Summer Sky' Coneflower	Info
Perennial	Echinacea	hybrid Big Sky Series	Sundown' Coneflower	Info
Perennial	Echinacea	hybrid Big Sky Series	Sunrise' Coneflower	Info
Perennial	Echinacea	hybrid Big Sky Series	Twilight' Coneflower	Info
Perennial	Echinacea	hybrid Double Scoop	Bubble Gum' Coneflower	Info
Perennial	Echinacea	hybrid Double Scoop	Orangeberry' Coneflower	Info
Perennial	Echinacea	hybrid Double Scoop	Raspberry' Coneflower	Info

Step 1 – Browse & Order

Use our vast database to find detailed information on any specific variety. Many people use our website as a resource since the varieties we grow are searchable by Category, Genus, Species, and Variety. When placing an order, click on the variety and a picture appears instantly. The simple format allows for an order to be placed quickly and easily.

(Variety List shown, prices shown when placing order.)

Order Summary [Log Out](#)

[Main Menu](#) [Save Changes](#)

Add Item(s) [Varieties List](#) [Continue Later](#) [Proceed to Confirmation](#)

Status: ☒ Incomplete ☐ Submitted ☐ Pulling in Progress ☐ Pulled ☐ Shipped

Order Number: 13773	Allow Subs: <input type="radio"/> Yes <input type="radio"/> No
Customer: Perennial Favorites	Shipment Method: <input type="radio"/> Delivery <input type="radio"/> Pick-up
Ship Date: 2013-11-26	Street Address: 247 South 3200 West
P.O. Number:	City: Layton
Job Reference:	State: Utah
	Zip: 84041

Comments: Deliver out back

#1 Perennial

Remove	Quantity (Plats of 6)	Sub	Item	Item Price	Extended Price
<input type="checkbox"/>	6	<input type="checkbox"/>	Achillea hybrid Desert Eve Series Terracotta' Tarrow	\$3.00	\$18.00
<input type="checkbox"/>	3	<input type="checkbox"/>	Achillea millefolium Laura' Tarrow **New**	\$3.00	\$9.00
<input type="checkbox"/>	12	<input type="checkbox"/>	Campanula persicifolia 'Chettle Charm' Bellflower	\$2.50	\$30.00
<input type="checkbox"/>	6	<input type="checkbox"/>	Coreopsis grandiflora 'Sunray' Tickseed	\$2.75	\$16.50
<input type="checkbox"/>	18	<input type="checkbox"/>	Dianthus hybrid Star Series Devon Esther - Pop Star' Pinks	\$3.10	\$55.80
<input type="checkbox"/>	5	<input type="checkbox"/>	Echinacea hybrid 'Mama Mia' Coneflower	\$3.25	\$16.25
<input type="checkbox"/>	5	<input type="checkbox"/>	Echinacea hybrid Big Sky Series 'Sundown' Coneflower	\$3.25	\$16.25
<input type="checkbox"/>	6	<input type="checkbox"/>	Echinacea purpurea 'White Swan' Coneflower	\$2.15	\$12.90
	61		TOTALS		174.70

Step 2 - Order Summary

An Order Summary appears at step 2 of the ordering process. You can check prices, and edit things like the delivery address and delivery date. You can also type comments for the pulling crew and drivers to see. At this point you can save your order and come back to add or take things off as you please. When your order is complete, just 'Confirm' the order.

Ignore Clean Up Delete Reply Reply All Forward More Meeting Landscapers - d... To Manager Weekly Hot Pics ... Reply & Delete Create New Move Rule

New New E-mail Items New Delete Respond Quick Steps

Search Inbox (Ctrl+E)

Arrange By: Date Newest on top

Today

Perennial Favorites 1:31 PM
Order Confirmation For Order# ...

Yesterday

JASON WHITE Mon 5:24 PM

Order Confirmation For Order# 13773:
Perennial Favorites <mail@perennialfav
Sent: None
To: danehorrocks@perennialfavoritesnursery.com
Message: orderConfirmation13773.pdf (125 K)

Please find this





















Step 3 – Confirmation

Once an order has been confirmed, a confirmation e-mail will immediately follow for your records.




























Angelonia Summer Snapdragon Spire-like blooms with willow-like green leaves. Vigorous, free branching. This heat lover blooms summer to frost with very low maintenance.

Angelmist Series (angustifolia) Orchid-like flowers with a low-growing, spreading, and free-flowering habit. Performs well in baskets, containers, and landscapes.




































'Spreading Bluebird' *New* •Blue bicolor flowers that transition to a lavender blue two-toned color in the summer heat.	H4-10" W12-20"	Summer-Frost	    
'Spreading Dark Purple' •True purple.	H4-10" W12-20"	Summer-Frost	    
'Spreading Pink' •Pink with a white throat.	H4-10" W12-20"	Summer-Frost	    
'Spreading White' •Pure white	H4-10" W12-20"	Summer-Frost	    

Archangel Series (angustifolia) Ideal series for growers looking to add depth and color to their late spring and summer programs. It introduces exceptionally larger fragrant flowers are mated glossy dark green to well-branched stems and foliage, medium-vigor habit. Thrives in extreme heat, humidity and drought. Excellent landscape performance.

'Blue Bicolor' •Deep purple.	H12-14" W10-12"	Summer-Frost	    
'Cherry Red' •Cherry red.	H12-14" W10-12"	Summer-Frost	    
'Purple' •Dark purple.	H12-14" W10-12"	Summer-Frost	    
'Pink' •Soft pink.	H12-14" W10-12"	Summer-Frost	    
'White' •White.	H12-14" W10-12"	Summer-Frost	    

Antirrhinum Snapdragon (SPRING AND FALL AVAILABILITY) They are timeless centerpieces for fresh cut arrangements, baskets, and bouquets.

Sonnet Series This series grows a fragrant, classic, and authentic touch of the Mediterranean in your home or garden. Grows brilliant stalks filled with gorgeous, dense blooms. Plant in part shade in hot summer areas.

'Bicolor' *SPRING AND FALL AVAILABILITY* •Light orange with an off-white center	H12-15" W12-18"	Early Summer-Frost	    
'Burgundy' *SPRING AND FALL AVAILABILITY * •Burgundy	H18-24" W10-12"	Spring-Summer	    
'Mix' *SPRING AND FALL AVAILABILITY* •Assorted burgundy, orange, pink, white and yellow	H18-24" W10-12"	Spring-Summer	    
'Orange Scarlet' *SPRING AND FALL AVAILABILITY* •Dark orange with a yellow throat	H18-24" W10-12"	Spring-Summer	    
'Pink' *SPRING AND FALL AVAILABILITY* •Medium pink	H18-24" W10-12"	Spring-Summer	    
'White' *SPRING AND FALL AVAILABILITY* •Bright white	H18-24" W10-12"	Spring-Summer	    
'Yellow' *SPRING AND FALL AVAILABILITY* •Bright yellow	H18-24" W10-12"	Spring-Summer	    

PREMIUM ANNUALS



PERENNIAL
FAVORITES

ANNUAL
FAVORITES

Argyranthemum A cool-season favorite for springtime gardens, Argyranthemum is a delightful annual flower with large daisy-like blooms in bright springtime colors. In addition to its attractive blooms. Dark green, fern-like foliage and grows in a tight mound with a vigorous upright habit. Remove spent blooms to encourage reblooming.

frutescens 'Butterfly' •Sunny yellow.	H18-36" W12-18"	Late Spring-Frost	○ 🦋
frutescens 'Vanilla Butterfly' •Creamy white.	H12-18" W12-18"	Late Spring-Frost	○ 🦋

Bacopa; see Sutera

Begonia Great for summer flower beds, containers, and hanging baskets. Blooms from early summer to mid autumn, or until the first hard frost arrives.

Baby Wing Series Maintenance-free. Flowers earlier than Dragon Wing, with continuous color and small dragon wing-shaped leaves. Season-long performance in landscapes and containers. Extremely heat tolerant and handles stressful conditions well.

'Bicolor' *New* •Light orange with an off-white center.	H12-15" W12-18"	Early Summer-Frost	◐ ●
'Pink' •Pink	H12-15" W12-18"	Early Summer-Frost	◐ ●
'White' •White	H12-15" W12-18"	Early Summer-Frost	◐ ●

Dragon Wing Series Unique glossy, wing-shaped leaves, great branching with a dense habit. Spectacular in hanging baskets, large containers and commercial landscape plantings.

'Pink' •Pink	H12-15" W16-20"	Early Summer-Frost	◐ ●
'Red' •Red	H12-15" W16-20"	Early Summer-Frost	◐ ●

Nonstop Series Forms neat plants with green foliage and double flowers. They are sturdy bloomers that add a bright spark, even in partial shade or low levels of sunlight.

'Deep Rose' •Deep rose-pink.	H8-12" W12-16"	Mid Spring-Frost	◐ ●
'Orange' •Orange.	H8-12" W12-16"	Mid Spring-Frost	◐ ●
'Red' •Red.	H8-12" W12-16"	Mid Spring-Frost	◐ ●
'White' •White with buttery yellow centers.	H8-12" W12-16"	Mid Spring-Frost	◐ ●
'Yellow' •Yellow	H8-12" W12-16"	Mid Spring-Frost	◐ ●

Solenia Series Solenia series is a cross between a tuberous begonia and a wax begonia. It's a mildew resistant variety that can take full sun. Bright, 3" fully double flowers are self cleaning and require no deadheading. Compact plant habit stands up to heat and wind. Dark green, glossy heart shaped leaves.

'Dusty Rose' •Rose	H8-12" W12-16"	Mid Spring-Frost	○ ◐
'Light Yellow' •Pale yellow.	H8-12" W12-16"	Mid Spring-Frost	○ ◐
'Orange' •Orange.	H8-12" W12-16"	Mid Spring-Frost	○ ◐
'Velvet Red' •Dark red.	H8-12" W8-12"	Mid Spring-Frost	○ ◐



Bidens Tickseed Very floriferous with large flowers and a compact habit. Vigorous, heat tolerant plants. Use in baskets, containers, or in the landscape. Self-cleaning, no deadheading necessary, ever-blooming.

ferulifolia 'Bidy Boom Red' •Well rounded habit with large red blooms.	H12-18" W24-36"	Early Summer-Frost	○ ●
ferulifolia 'Bidy Boom Wildfire' •Well rounded habit with large orange, red, and burnt salmon multi-colored blooms.	H12-18" W24-36"	Early Summer-Frost	○ ●
ferulifolia 'Bidy Gonzales Top' •A profusion of yellow blooms and masses of finely textured foliage.	H10-12" W8-12"	Early Summer-Frost	○ ●
ferulifolia 'Bidy Gonzales Trailing' •Trailing/mounding habit which features single yellow daisy-like flowers on cascading plants with fine foliage.	H8-12" W16-24"	Early Summer-Frost	○ ●
ferulifolia 'Goldilocks Rocks' •Semi-double yellow blooms. Compact, mounding habit.	H12-14" W8-12"	Early Summer-Frost	○ ●

Brassica Flowering Kale/Cabbage Ornamental cabbages and kales are grown primarily as foliage plants for their intensely colored leaves rather than as vegetables. These plants were developed for ornamental use without regard to taste. Ornamental cabbage typically develops large rosettes of broad flat leaves and ornamental kale typically develops curly, ruffled leaves in a tight rosette. Leaf colors are usually quite showy, including white/cream, pink, rose, red and purple.

Feather Leaf Type Medium height with feathered leaves that are finely serrated or deeply notched. A larger head is supported by a thick, sturdy stem.

oleracea 'Peacock Red' •Purple and red.	H12-16" W12-14"	Color appears with cooler temperatures	○ ●
oleracea 'Peacock White' •Green with white to pink center.	H12-16" W12-14"	Color appears with cooler temperatures	○ ●

Fringed Leaf Type Compact round heads are finely fringed or ruffled.

oleracea 'Chidori Red' •Blue-green with a bright red center.	H8-12" W12-14"	Color appears with cooler temperatures	○ ●
oleracea 'Glamour Red' •Green with a bright red center.	H8-12" W10-12"	Color appears with cooler temperatures	○ ●
oleracea 'Nagoya Red' •Silver-blue with a red center.	H8-12" W14-18"	Color appears with cooler temperatures	○ ●
oleracea 'Nagoya Rose' •Silver-blue with a rose center.	H8-12" W14-18"	Color appears with cooler temperatures	○ ●
oleracea 'Nagoya White' •Silver-blue with a white center.	H8-12" W14-18"	Color appears with cooler temperatures	○ ●

Round Leaf Type Compact plants have uniformly round shapes and solid heads with slightly waved leaves.

oleracea 'Pigeon Pink' (Victoria) •Green with cream and pink center.	H8-12" W12-14"	Color appears with cooler temperatures	○ ●
oleracea 'Pigeon Purple' •Green with purple center.	H8-12" W12-14"	Color appears with cooler temperatures	○ ●
oleracea 'Pigeon Red' •Green with red center.	H8-12" W12-14"	Color appears with cooler temperatures	○ ●
oleracea 'Pigeon White' •Green with white center.	H8-12" W12-14"	Color appears with cooler temperatures	○ ●

Calendula Fantastic performer and habit. Continual blooming without deadheading. Can handle temperatures to 25° without damaging the plant or blooms. Native to the Mediterranean region, it now grows worldwide as an ornamental plant.

Lady Godiva Series Large colorful flowers with great heat tolerance. Fully double flower means less seed set and fewer seedlings trying to take over your garden. Continuous bloom or rebloomer. Fall interest. Deadheading not necessary.

'Orange' *New* •Golden orange	H10-16" W12-18"	Spring-Frost	○ ●
'Yellow' *New* •Golden yellow	H10-16" W12-18"	Spring-Frost	○ ●

PREMIUM ANNUALS



PERENNIAL
FAVORITES

Calibrachoa Produce flowers that look like small petunias. These plants are prolific bloomers that produce hundreds of 1" wide flowers from spring to frost. Does not do well in high Ph soils.

Aloha Kona Series Medium compact, semi-upright growth, big flowers and tropical colors.

'Blue Sky' *New* •Lavender with a dark purple eye zone	H6-10" W10-12"	Spring-Frost	○ ● ♀
'Dark Lavender' *New* •Dark violet	H6-10" W10-12"	Spring-Frost	○ ● ♀
'Dark Red' •Red with yellow throat.	H6-10" W10-12"	Spring-Frost	○ ● ♀
'Hot Orange' •Bright orange flowers with a dark orange eye zone and a yellow throat.	H6-10" W10-12"	Spring-Frost	○ ● ♀
'Hot Pink' •Large, intense pink flowers with a dark pink center.	H6-10" W10-12"	Spring-Frost	○ ● ♀
'Mango' •Orange tones with a yellow throat.	H6-10" W10-12"	Spring-Frost	○ ● ♀
'Midnight Blue' *New* •Intense blue	H6-10" W10-12"	Spring-Frost	○ ● ♀
'Neon' *New* •Dark pink	H6-10" W10-12"	Spring-Frost	○ ● ♀
'Tiki Soft Pink' •Semi-upright and semi-trailing plant with profuse flowering of light pink blooms with a darker pink eye.	H6-10" W10-12"	Spring-Frost	○ ● ♀
'White' •Pure white flowers with a yellow throat.	H6-10" W10-12"	Spring-Frost	○ ● ♀
'Yellow' *New* •Bright yellow	H6-10" W10-12"	Spring-Frost	○ ● ♀

Aloha Volcano Series Semi-upright growing habit with uniform flowers. Bicolor star shaped blooms.

'Neon' •Hot pink with white edges.	H6-12" W12-18"	Spring-Frost	○ ● ♀
'Pink' •Dark pink with white edges.	H6-12" W12-18"	Spring-Frost	○ ● ♀
'Sunrise' *New* •Light yellow with orange throats and dark orange veining	H6-12" W12-18"	Spring-Frost	○ ● ♀ ♀
'Sunset' •Light pink with cream stripes.	H6-12" W12-18"	Spring-Frost	○ ● ♀

Minifamous Series Semi-mounding; earlier bloomer than most Calibrachoa. This is a fast growing, fragrant bloomer. Excellent heat tolerance. Despite its dainty appearance, the double blooms are sturdy and will withstand most windy and rainy conditions.

'Double Amethyst' •Lavender	H6-10" W10-18"	Spring-Frost	○ ● ♀
'Double Blue' •Rich dark blue.	H6-10" W10-18"	Spring-Frost	○ ● ♀
'Double Deep Yellow' *New* •Bright yellow	H6-10" W10-18"	Spring-Frost	○ ● ♀ ♀
'Double Magenta' •Magenta-red	H6-10" W10-18"	Spring-Frost	○ ● ♀
'Double Pink' •Dark pink.	H6-10" W10-18"	Spring-Frost	○ ● ♀



Superbells Series Semi-upright, cascading growth habit is disease resistant and has very large blooms. Heat tolerant. Attracts hummingbirds. Very low-maintenance with no deadheading needed.

'Cherry Star' •Magenta with yellow stripes and throat.	H8-12" W12-24"	Spring-Frost	○ ● ♀
'Evening Star' •Lavender with a dark purple ring around a yellow star throat.	H8-12" W12-24"	Spring-Frost	○ ● ♀
'Grape Punch' •Purple with a dark purple ring around a yellow throat.	H8-12" W12-24"	Spring-Frost	○ ● ♀
'Lemon Slice' •Yellow with white stripes.	H8-12" W12-24"	Spring-Frost	○ ● ♀
'Pomegranate Punch' •Dark red with black ring around a yellow throat.	H8-12" W12-24"	Spring-Frost	○ ● ♀
'Tropical Sunrise' •Petals are streaked with yellow and pinkish red.	H6-12" W12-24"	Spring-Frost	○ ● ♀
'White' •Petals are white with a yellow throat.	H6-12" W12-24"	Spring-Frost	○ ● ♀

Calla Calla Lilly Available in a multitude of colors, grows from rhizomes and is ideal for use in beds and borders. You can also grow calla lilies in containers, either outdoors or in a sunny window as houseplants. Large trumpet-shaped flowers bloom on tall stalks above dark green or spotted foliage.

'Allure' •Features medium-sized, round purple-red blooms.	H18-22" W14-18"	Late Spring-Early Summer	● ✂
'Bullit' *New* •Purple.	H18-22" W14-18"	Late Spring-Early Summer	● ✂
'Candy Art' •A delicate pale pink with a hint of creamy white.	H12-18" W8-12"	Late Spring-Early Summer	● ✂
'Captain Marrero' •Light pink brushed with a darker pink on the edges, yellow stamen.	H14-24" W8-12"	Late Spring-Early Summer	● ✂
'Captain Ventura' •White with pale green on the outside of the bloom.	H14-24" W8-12"	Late Spring-Early Summer	● ✂
'Corazon' *New* •Yellow.	H14-24" W8-12"	Late Spring-Early Summer	● ✂
'Forever' *New* •Pink.	H14-24" W8-12"	Late Spring-Early Summer	● ✂
'Ivory Art' *New* •White.	H14-24" W8-12"	Late Spring-Early Summer	● ✂
'Memories' •Nearly black, dark purple colored spathe with dark stamens. The leaves vary between dark purple and dark green and have whitish spots with a leathery texture.	H18-24" W8-12"	Late Spring-Early Summer	● ✂
'Mercedes' •Cantaloupe flower.	H12-18" W8-12"	Late Spring-Early Summer	● ✂
'Nashville' *New* •Purple-red and white bicolor	H12-18" W8-12"	Late Spring-Early Summer	● ✂
'New York' *New* •Dark pink.	H12-18" W8-12"	Late Spring-Early Summer	● ✂
'Novi Sun' *New* •Yellow.	H12-18" W8-12"	Late Spring-Early Summer	● ✂
'Los Vegas' *New* •Wine red.	H12-18" W8-12"	Late Spring-Early Summer	● ✂
'Odessa' •Deep purple-black with lightly speckled leaves.	H12-18" W8-12"	Late Spring-Early Summer	● ✂
'Orange County' •Orange-red brushed with gold on the inside and outside.	H12-18" W8-12"	Late Spring-Early Summer	● ✂

PREMIUM ANNUALS



PERENNIAL
FAVORITES

ANNUAL
FAVORITES

Calla *Calla Lilly* Continued

'Orania' *New* •Pink and orange bicolor.	H18-24" W8-12"	Late Spring-Early Summer	☉ ✂
'Outback' •Dark purple.	H12-18" W8-12"	Late Spring-Early Summer	☉ ✂
'Paco' •Bright, deep royal purple with white speckled green leaves.	H12-24" W8-12"	Late Spring-Early Summer	☉ ✂
'Picasso' •Dark purple with a white edge.	H14-24" W8-12"	Late Spring-Early Summer	☉ ✂
'Puccini' •Hot pink.	H12-24" W8-12"	Late Spring-Early Summer	☉ ✂
'Red Alert' •Vivid red-orange blooms.	H10-24" W8-12"	Late Spring-Early Summer	☉ ✂
'Red Charm' •Blood-red flowers above dark green leaves with white spots.	H18-24" W8-12"	Late Spring-Early Summer	☉ ✂
'Royal Princess' •Deep pink flowers.	H18-28" W8-12"	Late Spring-Early Summer	☉ ✂
'Royal Valentine' •Royal red.	H12-24" W8-12"	Late Spring-Early Summer	☉ ✂
'Sumatra' •Burgundy-red blossoms.	H30-48" W10-12"	Late Spring-Early Summer	☉ ✂
'Summer Sun' •Deep yellow.	H12-24" W8-12"	Late Spring-Early Summer	☉ ✂
'Sun Club' •Bright yellow.	H12-24" W8-12"	Late Spring-Early Summer	☉ ✂
'Universe' *New* •Yellow.	H12-24" W8-12"	Late Spring-Early Summer	☉ ✂
'Viper' *New* •Purple.	H12-24" W8-12"	Late Spring-Early Summer	☉ ✂

Cannaceae *Canna Lily* Single flowers clustered in terminal spikes. Dwarf and well-branched. Day length neutral.

Cannova Series (x generalis) The earliest flowering cannas on the market. Their robust growth and extensive branching ensures a large amount of flowering. Single flowers. Heat tolerant and easy-to-grow with a compact, upright form.

'Bronze Orange' *New* •Bronze foliage with dark orange flowers.	H30-48" W14-20"	Early Summer-Frost	○ ✂
'Bronze Scarlet' •Burgundy foliage with scarlet flowers.	H30-48" W14-20"	Early Summer-Frost	○ ✂
'Mango' •Blush pink flowers.	H30-48" W14-20"	Early Summer-Frost	○ ✂
'Orange Shades' •Nearly-florescent orange flowers.	H30-48" W14-20"	Early Summer-Frost	○ ✂
'Red Shades' •Deep red flowers.	H30-48" W14-20"	Early Summer-Frost	○ ✂
'Rose' •Deep rose flowers.	H30-48" W14-20"	Early Summer-Frost	○ ✂
'Yellow' •Deep yellow flowers.	H30-48" W14-20"	Early Summer-Frost	○ ✂

Capsicum Ornamental Pepper The plants bear brightly colored fruits in vivid shades of yellow, red, orange and even purple. The fruits are green initially, and attain their mature colors with time. The fruits appear in later summer through fall on dark, shiny, compact foliage.

annuum 'Black Pearl' •Black foliage with red fruit.	H18-24" W12-16"	Late Summer-Frost	○ ●
annuum 'Harlequin' •Yellow, purple, and red.	H6-12" W4-8"	Late Summer-Frost	○ ●
annuum 'Joker' •White and red.	H4-8" W4-8"	Late Summer-Frost	○ ●
annuum 'Paracho' •Black and bronze.	H6-12" W4-8"	Late Summer-Frost	○ ●
annuum 'Red Missile' •Yellow, orange, and red.	H6-12" W4-8"	Late Summer-Frost	○ ●
annuum 'Santa' •Purple and red.	H4-8" W4-8"	Late Summer-Frost	○ ●
annuum 'Uchu' •Variegated foliage with white to red fruit.	H6-12" W6-12"	Late Summer-Frost	○ ●
annuum 'Wicked' •Dark purple to red fruit.	H6-12" W6-12"	Late Summer-Frost	○ ●
Acapulco Series (annuum) Compact growth and excellent outdoor performance.			
'Multicolor' •Colorful, waxy elongated peppers that change as they mature to colors of red, orange, yellow and purple are produced.	H6-12" W6-12"	Late Summer-Frost	○ ●
'Orange' •Purple and orange.	H6-12" W6-12"	Late Summer-Frost	○ ●
'Purple' •Purple and red.	H6-12" W6-12"	Late Summer-Frost	○ ●
'Red' •Red and purple.	H6-12" W6-12"	Late Summer-Frost	○ ●
'Yellow' •Yellow and lime green.	H6-12" W6-12"	Late Summer-Frost	○ ●
Samba Series (annuum) Densely branched stem structure and abundant colorful fruit.			
'Dark Orange' •Dark orange	H6-12" W6-12"	Late Summer-Frost	○ ●
'Red' •Red	H6-12" W6-12"	Late Summer-Frost	○ ●
'Yellow' •Yellow	H6-12" W6-12"	Late Summer-Frost	○ ●
Santos Series (annuum) Densely branched stem structure and abundant colorful fruit.			
'Flare' •This variety starts white with a bit of purple then turns into a light orange, like a flame.	H4-8" W4-8"	Late Summer-Frost	○ ●
'Orange' •Orange and green.	H4-8" W4-8"	Late Summer-Frost	○ ●

PREMIUM ANNUALS



PERENNIAL
FAVORITES

ANNUAL
FAVORITES

Celosia Cockscomb (SUMMER AVAILABILITY ONLY) One of the most eye-catching annuals in the garden. The three types of celosia are easily distinguishable from each other. They are plumes, crests, or spikes. They can range in size from dwarf varieties that only grow 4-6" high to vigorous types over 3' tall.

Ice Cream Series (plumosa) Heat-resistant, long-lasting series. Well-branched with large flower spikes.

'Cherry' *SUMMER AVAILABILITY ONLY* •Large carmine-red feathery plumes in a compact, basal branching format.	H8-12" W6-10"	Summer-Frost	○
'Mix' *SUMMER AVAILABILITY ONLY* •Assorted red, light orange, orange, and pink.	H8-12" W6-10"	Summer-Frost	○
'Orange' *SUMMER AVAILABILITY ONLY* •Large, dark orange feathery plumes.	H8-12" W6-10"	Summer-Frost	○
'Pink' *SUMMER AVAILABILITY ONLY* •Large pink flower heads on well branched plants.	H8-12" W6-10"	Summer-Frost	○
'Yellow' *SUMMER AVAILABILITY ONLY* •Early and well-branched with large tight yellow flower spikes.	H8-12" W6-10"	Summer-Frost	○

Coleus (Solenostemon) Coleus are quite striking when they are planted in a container or grown as a house plant. By removing the flower spikes as they develop, and keeping the plant pinched back, Coleus can be kept growing well past the season.

'Beauty of Lyon' •Burgundy veins with an orange center and green edge.	H12-18" W12-16"	Summer-Frost	○ ● ●
'Dark Star' •Dark purple with serrated leaves on a compact plant.	H10-14" W12-24"	Summer-Frost	○ ● ●
'Dipt in Wine' •Burgundy with chartreuse edges and maroon undertones.	H12-18" W12-18"	Summer-Frost	○ ● ●
'Fishnet Stockings' •Burgundy with green splotches.	H24-26" W12-24"	Summer-Frost	○ ● ●
'Gay's Delight' •Lime with burgundy veins.	H10-18" W14-18"	Summer-Frost	○ ● ●
'Kingswood Torch' •Magenta with gold edges.	H12-18" W12-16"	Summer-Frost	○ ● ●
scutellarioides 'Chocolate Covered Cherry' •Chocolate with a cherry center.	H12-18" W10-12"	Summer-Frost	○ ● ●
scutellarioides 'Henna' •Green with coppery burgundy.	H22-28" W14-16"	Summer-Frost	○ ● ●
scutellarioides 'Redhead' •Bright red with serrated leaves.	H18-24" W16-28"	Summer-Frost	○ ● ●
scutellarioides 'Red Ruffles' •Red with black splotches.	H12-16" W16-28"	Summer-Frost	○ ● ●
scutellarioides 'Wasabi' •Deeply serrated, chartreuse leaves. Durable and sun tolerant.	H18-30" W8-16"	Summer-Frost	○ ● ●

Flame Thrower Series Stunning colors and patterns for full sun and shade. Versatile, premium varieties are very late to never flowering. Low-maintenance, high-impact plants are perfect for large pots and landscaping. Serrated leaves.

'Chili Pepper' *New* •Chartreuse, yellow and maroon leaves.	H12-18" W16-18"	Summer-Frost	○ ●
'Habanero' *New* •Dark orange	H12-18" W16-18"	Summer-Frost	○ ●
'Salsa Roja' *New* •Burgundy red	H12-18" W16-18"	Summer-Frost	○ ●
'Salsa Verde' *New* •Chartreuse green	H12-18" W16-18"	Summer-Frost	○ ●
'Serrano' *New* •Bicolor burgundy with bright yellow edges.	H12-18" W16-18"	Summer-Frost	○ ●
'Spiced Curry' *New* •Yellow leaves edged with burgundy with a burgundy center.	H12-18" W16-18"	Summer-Frost	○ ●

Great Falls Series New trailing Coleus series with controlled vigor.			
'Angel' *New* •Heart-shaped dark pink in the center with a thin dark maroon band, edged in bright green.	H8-12" W6-10"	Summer-Frost	○ ●
'Iguazu' *New* •Small dark pink center with a thick dark maroon band, edged in green.	H8-12" W6-10"	Summer-Frost	○ ●
'Yosemite' •Small leaved, chartreuse foliage with lemon yellow centers and a splash of cherry veining.	H6-10" W12-24"	Summer-Frost	● ●
Kong Series This Coleus has giant leaves with unique color patterns. Colors are more intense in full shade.			
'Lime Sprite' •Lime with burgundy centers.	H18-20" W14-18"	Summer-Frost	● ●
'Mosaic' •Green, red, and cream mix.	H18-22" W14-18"	Summer-Frost	● ●
'Red' •Pink with a red band and green edge.	H18-22" W14-18"	Summer-Frost	● ●
'Rose' •Red with a chartreuse edge.	H18-22" W14-18"	Summer-Frost	● ●
'Salmon Pink' •Pink with mahogany band and lime green edge.	H18-20" W14-18"	Summer-Frost	● ●
Main Street Series Remarkable colors across the entire series. With medium vigor.			
'Chartres Street' •Vibrant lime green foliage.	H12-18" W12-18"	Summer-Frost	○ ● ●
'Riverwalk' •Vibrant light lime green with chartreuse veining.	H24-30" W12-12"	Summer-Frost	○ ● ●
'Wall Street' •Bold coppery orange with dark veining and serrated edges.	H18-24" W12-18"	Summer-Frost	○ ● ●
Stained Glassworks Series Sun tolerance and showy foliage. Color intensity increases with sunlight.			
'Defiance' •Red with a yellow edge.	H12-14" W18-24"	Summer-Frost	● ●
'Trailing Plum' <i>Trailing Coleus</i> •Purple with bright pink veins.	H6-10" W14-18"	Summer-Frost	● ●
'Wedding Train' <i>Trailing Coleus</i> •Burgundy with green edges.	H6-10" W18-24"	Summer-Frost	● ●
Combination Containers			
Hanging Baskets Assorted Combinations (Plastic Containers)	H6-12" W18-24"	Late Spring-Frost	○ ●
Hanging Baskets Assorted Combinations (Fiber Containers)	H6-12" W18-24"	Late Spring-Frost	○ ●
Patio Pots Assorted Combinations (Plastic Containers)	H24-36" W24-36"	Late Spring-Frost	○ ●
Cosmos (SUMMER AVAILABILITY ONLY)			
Cosmic Series Stocky plants are well-branched and very free-flowering. Upright branching stems are lined with deeply divided, rich green, fern-like foliage. The stems are topped with numerous double and semi-double daisies.			
'Mix' *SUMMER AVAILABILITY ONLY* •Assorted orange, red, and yellow.	H8-12" W12-18"	Summer-Frost	○
'Orange' *SUMMER AVAILABILITY ONLY* •Vibrant, orange flowers, up to 2" across.	H8-12" W12-18"	Summer-Frost	○
'Red' *SUMMER AVAILABILITY ONLY* •Bright scarlet double flowers, up to 2" across.	H8-12" W12-18"	Summer-Frost	○
'Yellow' *SUMMER AVAILABILITY ONLY* •Bright yellow double flowers, up to 2" across.	H8-12" W12-18"	Summer-Frost	○

PREMIUM ANNUALS



PERENNIAL
FAVORITES

ANNUAL
FAVORITES

Cuphea Masses of unique flowers shower these colorful plants over a long season. Thrives in heat, tolerates drought and attracts hummingbirds.

purpurea 'Firecracker'

•Compact with tubular flowers of scarlet petals and deep purple centers.

H10-14"
W10-14"

Summer - Fall



Dahlia Dahlias have a compact, upright habit, that come from tissue-cultured stock for a more disease-free, uniform plant. Size varies up to 6' tall. Flowers are single or double. Plant in landscapes or containers. Generally grown as an annual, but tubers can be dug up after the first frost and stored over the winter.

Hypnotica Series Uniform flowering time all varieties. Grows large flowers on shorter stems, with heavy foliage.

'Lavender'

•Large, elegant lavender flowers.

H12-18"
W14-20"

Summer-Frost



'Orange'

•Large, elegant orange flowers.

H12-18"
W14-20"

Summer-Frost



'Pink'

•Large, elegant soft pink flowers.

H12-18"
W14-20"

Summer-Frost



'Red'

•Large, elegant red flowers.

H12-18"
W14-20"

Summer-Frost



'Red Velvet'

•Large dark red flowers.

H12-18"
W14-20"

Summer-Frost



'Rose Bicolor'

•Yellow with pink tips.

H12-18"
W14-20"

Summer-Frost



'Tequila Sunrise'

•Yellow with red tips.

H12-18"
W14-20"

Summer-Frost



'White'

•Solid white.

H12-18"
W14-20"

Summer-Frost



'Yellow'

•Large bright yellow flowers.

H12-18"
W14-20"

Summer-Frost



Mystic Series Set apart from other Dahlia varieties by their fashionable, filigreed, deep mahogany to black foliage topped with vivid blooms. These are strong plants with a profusion of single blooms that do not require staking.

'Dreamer'

•Soft pink and white striped blooms with an elegant dark central disc.

H18-32"
W12-24"

Summer-Frost



'Enchantment' *New*

•Bright orange-red petals

H18-32"
W12-24"

Summer-Frost



'Haze' *New*

•Light orange petals brushed with light yellow outwards from the eye.

H18-32"
W12-24"

Summer-Frost



'Illusion'

•Bright yellow.

H18-32"
W12-24"

Summer-Frost



'Sparkler'

•Hot flamingo-pink.

H14-20"
W14-18"

Summer - Frost



'Wonder'

•Deep velvet-red.

H18-32"
W12-24"

Summer-Frost



XXL Series All XXL varieties are just as their name suggests, very large-flowered with blooms boasting almost half a foot of diameter.

'Alamos'

•Fully-double, deep red blossoms.

H14-20"
W14-18"

Summer-Frost



'Chiapas'

•Fully-double, intense pink blossoms.

H14-20"
W14-18"

Summer-Frost



'Durango'

•Fully-double, bright yellow blossoms.

H14-20"
W14-18"

Summer-Frost



LEGEND: 🦋=Pollinator • ✂=Cut Flower • 🌵=Drought Resistant • 🦌=Deer Resistant

▲=Native/Waterwise • ☉=Full Sun • 🌓=Part Sun • 🌑=Full Shade • H=Height • W=Width



'Hidalgo' •Fully-double, coppery orange blossoms.	H14-20" W14-18"	Summer-Frost	○ ● ✂
'Mayo' •White with yellow center blossoms.	H14-20" W14-18"	Summer-Frost	○ ● ✂
'Tabasco' •Bright, reddish orange petals with yellow streaks.	H14-20" W14-18"	Summer - Frost	○ ● ✂
'Taxco' •Fully-double, deep maroon blossoms.	H14-20" W14-18"	Summer-Frost	○ ● ✂
'Veracruz' •Fully-double, white blossoms with pink tips.	H14-20" W14-18"	Summer-Frost	○ ● ✂
Dorotheanthus			
bellidiformis 'Mezoo Trailing Red' •Red flowers with variegated foliage. Succulent and mat forming, it has a dense, prostrate, free-branching and spreading habit. Loves heat.	H3-6" W6-12"	Foliage Plant Summer-Frost	○ ♀
Euphorbia Clouds of airy flowers with green foliage; upright habit. Blooms summer to fall.			
'Diamond Frost' •White	H10-14" W10-14"	Summer-Frost	○ ♀
'Diamond Mountain' *New* •White	H24-36" W24-36"	Summer-Frost	○ ♀
Fuchsia Fuchsias are wonderful plants that will bloom all summer and fall. Water in the morning to avoid rust. A deep watering once a week will keep a fuchsia happy in the summer.			
Aretes Upright Series •Petite varieties with an upright to rounded habit. Water in the morning to avoid rust.			
'Arroyo Grande' •Dangling flowers of coral red with white ruffled 'skirt' and red stamens.	H12-16" W24-36"	Spring - Frost	● ● ● ✂ ♀
'Jollies Nantes' •Dangling pink fuchsia petals with a purple 'skirt' and pale pink stamens.	H12-16" W24-36"	Spring - Frost	● ● ● ✂ ♀
'Jollies Reims' •Medium pink petals with a light pink 'skirt' and pale pink stamens.	H12-16" W24-36"	Spring - Frost	● ● ● ✂ ♀
'Rio Grande' •Dangling red petals with a purple 'skirt' and pink stamens.	H12-16" W24-36"	Spring - Frost	● ● ● ✂ ♀
Gazania (SUMMER AVAILABILITY ONLY) Colorful sunrays burst atop leathery green leaves. Loves dry, sunny areas. Flowers close each night, to reopen at daybreak.			
Kiss Series (splendens) Vigorous, uniformly mounded plants show off many flowers on short stems. Attractive foliage adds interest even when blooms are asleep. Plants love the heat and do great in borders, as a ground cover, in mixed containers and baskets.			
'Frosty White Flame' *SUMMER AVAILABILITY ONLY* •White-rose bicolor.	H8-10" W8-10"	Summer-Frost	○ ♀ ♀
'Golden Flame' *SUMMER AVAILABILITY ONLY* •Yellow-orange bicolor.	H8-10" W8-10"	Summer-Frost	○ ♀ ♀
'Orange Flame' *SUMMER AVAILABILITY ONLY* •Dark orange with light orange edges.	H8-10" W8-10"	Summer-Frost	○ ♀ ♀
'Mixed Colors' *SUMMER AVAILABILITY ONLY* •Red, yellow, orange, white, and pink.	H8-10" W8-10"	Summer-Frost	○ ♀ ♀
'Yellow' *SUMMER AVAILABILITY ONLY* •Bright yellow flowers with yellow eye and bronze-tan spots.	H8-10" W8-10"	Summer-Frost	○ ♀ ♀

PREMIUM ANNUALS



PERENNIAL
FAVORITES

ANNUAL
FAVORITES

Geranium Easy to grow, colorful, and many add a lovely scent to the home.

Calliope Series Interspecific Geranium Hybrid with zonal-type flowers and leaves. They have outstanding flower color and growth habit. It is a vigorous grower with a mounding to semi-trailing growth habit.

'Medium Crimson Flame' •Intense bi-color flowers of dark red, edged in deep pink.	H10-16" W12-18"	Spring-Frost	○ ●
'Medium Dark Red' •Dark red flowers.	H10-16" W12-18"	Spring-Frost	○ ●
'Medium Deep Rose' *New* •Bright lavender pink.	H10-16" W12-18"	Spring-Frost	○ ●
'Medium Scarlet' *New* •Dark orange.	H10-16" W12-18"	Spring-Frost	○ ●
'Medium 'White' •Large, semi-double pure white flowers.	H10-16" W12-18"	Spring-Frost	○ ●

Rocky Mountain Series Zonal Geranium Easy to grow and are very showy in ground beds and containers with exceptionally large blooms.

'Dark Red' •Dark red blooms over dark green foliage.	H18-24" W24-30"	Spring - Frost	○ ●
--	--------------------	----------------	-----

Sarita Series Interspecific Geranium 2011 Penn State Trials award winner as "Best Geranium". Many clusters of multiflorets, single flowers form the blooms. Dark green foliage.

'Dark Red' •Dark red flowers.	H10-16" W10-18"	Spring-Frost	○ ●
'Fire' •Fire red flowers that are self-cleaning.	H10-16" W10-18"	Spring-Frost	○ ●
'Lilac Splash' •Rich shades of pink lilac bicolor blooms.	H10-16" W10-18"	Spring-Frost	○ ●
'Neon Sizzle' •Deep pink with light pink tips and throat.	H10-16" W10-18"	Spring-Frost	○ ●
'Punch' *New* •Hot pink with cherry red overtones.	H10-16" W10-18"	Spring-Frost	○ ●
'Sun Red' *New* •Red lightly brushed with pale pink.	H10-16" W10-18"	Spring-Frost	○ ●

Survivor Series Zonal Geranium Very uniform habit. Offers bright, large-headed, semi-double flowers with dark green foliage throughout the summer with deadheading.

'Blue' •Dark pink.	H18-20" W14-18"	Spring-Frost	○
'Dark Red' •Dark red.	H18-20" W14-18"	Spring-Frost	○
'Indigo Sky' *New* •Medium light pink with a splash of white.	H18-20" W14-18"	Spring-Frost	○
'Neon Violet' •Violet-pink.	H18-20" W14-18"	Spring-Frost	○
'Pink Mega Splash' •Pink with a dark pink eye.	H18-20" W14-18"	Spring-Frost	○
'White' •Pure white.	H18-20" W14-18"	Spring-Frost	○

Helichrysum Velvety round foliage makes great accent plants. Semi-trailing habit makes it ideal for hanging baskets and containers. White is a more vigorous grower than Lemon. Cold tolerant. Don't over water.

petiolare 'Lemon Licorice' •Pale lime foliage.	H8-12" W8-24"	Spring-Frost	○ ●
petiolare 'White Licorice' •Silvery white foliage.	H8-12" W24-36"	Spring-Frost	○ ●

LEGEND: 🦋=Pollinator • ✂=Cut Flower • 🌵=Drought Resistant • 🦌=Deer Resistant
▲=Native/Waterwise • ○=Full Sun • ◐=Part Sun • ●=Full Shade • H=Height • W=Width



Heliotropium *Heliotrope* Large clusters of vanilla scented flowers rise above the green foliage of this upright plant. Blooms early summer to fall. Heat tolerant. Great in containers or landscape.

arborescens 'Marino Blue'
•Dark violet with lavender centers.

H12-18"
W12-18"

Late Spring-Frost



Hypoestis *Polka Dot Plant* An evergreen tropical subshrub that has colorful spotted leaves. These plants will produce tiny lilac flowers but is grown for their foliage.

Hippo Series Likes warm temperatures. Excellent shade tolerant foliage.

phyllostachya 'Pink' *New*
•Light pink leaves with dark green speckles.

H16-22"
W8-14"

Spring-Frost



phyllostachya 'Red' *New*
•Dark green leaves with red speckles.

H16-22"
W8-14"

Spring-Frost



phyllostachya 'Rose' *New*
•Dark pink leaves with dark green speckles.

H16-22"
W8-14"

Spring-Frost



phyllostachya 'White' *New*
•Dark green leaves with white speckles.

H16-22"
W8-14"

Spring-Frost



Impatiens In full to partial shade gardens, impatiens grow more colorfully than a painter's palette. Carefree, they need no pinching, and in full shade, little watering.

Bounce Series Amazing color for shade! Masses of beautiful blooms from spring to first frost. Disease resistant and best of all, will "bounce back" from a missed watering or two! Heat tolerant.

'Bright Coral'
•Coral with a small pink center.

H14-20"
W14-20"

Spring-Frost



'Cherry'
•Cherry red

H14-20"
W14-20"

Spring-Frost



'Pink Flame'
•Bright pink bicolor.

H14-20"
W14-20"

Spring-Frost



'Violet'
•Violet pink

H14-20"
W14-20"

Spring-Frost



'White'
•Bright white with a small dark pink center.

H14-20"
W14-20"

Spring-Frost



Sunpatiens Series Robust, sun-loving, heat-loving impatiens that thrive in full sun or part shade and deliver continuous color from spring through frost. Whether used in baskets, window boxes, patio pots or in the landscape, these beautiful plants combine massive flower power with tough, low-maintenance plants that flourish almost anywhere. Can be difficult to establish, extra watering required. Plant 4-8" apart to encourage better plant growth and a more uniform look in the landscape.

'Compact Electric Orange'
•Solid orange.

H18-24"
W12-24"

Spring-Frost



'Compact Fire Red'
•Scarlet red blossoms against mounded, dark green, lush foliage.

H18-24"
W12-24"

Spring-Frost



'Compact Hot Coral'
•Bright coral with a pink eye.

H18-24"
W12-24"

Spring-Frost



'Compact Lilac'
•Solid lavender pink.

H18-24"
W12-24"

Spring-Frost



'Compact Pink Candy' *New*
•Two-toned pink with dark pink markings.

H18-24"
W12-24"

Spring-Frost



'Compact Purple'
•Dark purple

H18-24"
W12-24"

Spring-Frost



'Compact Pink'
•Light pink lightly brushed with dark pink.

H18-24"
W12-24"

Spring-Frost



'Compact Royal Magenta'
•Deep purple-pink

H18-24"
W12-24"

Spring-Frost



'Compact White'
•Solid clear white.

H18-24"
W12-24"

Spring-Frost



PREMIUM ANNUALS



PERENNIAL
FAVORITES

ANNUAL
FAVORITES

Ipomoea Sweet Potato Vine Accent plant with large leaves and a vigorous growth habit. Performs well in landscape, baskets or containers but protect from cold. Heat lover.

batatas 'Margarita' •Chartreuse heart shaped foliage; exceptionally vigorous growth habit.	H6-8" W36-48"	Summer-Frost	○ ●
--	------------------	--------------	-----

Solar Power Series Accent plant with large leaves and a mounding, vigorous growth habit. These are densely branched plants. Sun and heat lover.

'Black' •Deep cut, with black, dark-veined foliage. Holds its color all summer.	H10-12" W24-36"	Summer-Frost	○
'Black Heart' *New* •Deep black coloration that stays true all summer. Very clean true heart-shaped leaf.	H10-12" W24-36"	Summer-Frost	○
'Lime' •Deeply cut, brightly colored lime green foliage.	H10-12" W24-36"	Summer-Frost	○
'Lime Heart' *New* •Chartreuse green foliage that holds its color and shape all summer. Has a slight lobe in the heart shape of the foliage.	H10-12" W24-36"	Summer-Frost	○
'Red' •Bronze with cut, red-veined leaves.	H10-12" W24-36"	Summer-Frost	○
'Red Heart' *New* •Deep red color all summer. Clean, true heart-shaped leaves.	H10-12" W24-36"	Summer-Frost	○

Solar Tower Series First ever self-climbing Ipomoea. Climbs very quickly. Ideal for use with a trellis, as a topiary or on a vertical wall planting. Low maintenance.

'Black' •Dark, deeply cut, purple-black leaves.	H48-72" W24-36"	Summer-Frost	○ ♀
'Lime' •Deeply cut, brightly colored lime green foliage.	H48-72" W24-36"	Summer-Frost	○ ♀

Sweet Caroline Series (batatas) More compact and less vigorous than regular Ipomoea. Excellent heat tolerance. This variety has a mounding, trailing habit. Will not take over containers.

'Bewitched After Midnight' •Black to purple foliage.	H10-16" W18-30"	Summer-Frost	○ ● ●
'Bewitched Green With Envy' •Chartreuse green foliage.	H10-16" W18-30"	Summer-Frost	○ ● ●

Lantana Tickberry Mounding habit with vibrant cluster blooms. Great summer color; heat and sun lover.

Lucky Series Plants stay upright with a controlled habit all season, ideal for small-space gardens and containers.

'Flame' •Emerges first as golden yellow, then fades to orange and red flower clusters.	H12-18" W14-24"	Spring-Frost	○ ☼ ♀
'Lavender' •Lavender pink and light yellow to white.	H12-18" W14-24"	Spring-Frost	○ ☼ ♀
'Red' •Gold, orange and dark velvety red.	H12-18" W14-24"	Spring-Frost	○ ☼ ♀
'Sunrise Rose' •Clusters of yellow, orange and medium pink flowers.	H12-18" W14-24"	Spring-Frost	○ ☼ ♀
'Yellow' •Bright solid yellow.	H12-18" W14-24"	Spring-Frost	○ ☼ ♀
'White' •Clusters of white with yellow centers.	H12-18" W14-24"	Spring-Frost	○ ☼ ♀

LEGEND: ♀=Pollinator • ✂=Cut Flower • ♀=Drought Resistant • 🦌=Deer Resistant
▲=Native/Waterwise • ○=Full Sun • ◐=Part Sun • ●=Full Shade • H=Height • W=Width



Lobelia Delicate foliage covered with airy, three-petal, fan-shaped blooms. Compact mounding to trailing habits.

Magadi Series Great performance, habit, and heat tolerance.

'Basket Dark Blue' •Blue-violet flowers over dark green foliage. Trailing habit great for baskets or containers.	H6-10" W8-12"	Spring-Frost	○ ●
'Basket Dark Purple' •Dark purple flowers over dark green foliage. Trailing habit great for baskets or containers.	H6-10" W8-12"	Spring-Frost	○ ●
'Basket White' •Pure white flowers over dark green foliage. Trailing habit great for baskets or containers.	H6-10" W8-12"	Spring-Frost	○ ●
'Dark Blue' •Blue-violet with small white center.	H10-12" W8-14"	Spring-Frost	○ ●
'Electric Blue' •Heat tolerant, trailing azure blue flowers with no deadheading.	H6-10" W8-12"	Spring-Frost	○ ●
'Electric Purple' •Bright violet-purple with a white center.	H10-12" W8-14"	Spring-Frost	○ ●
'White' •Pure white	H10-12" W8-14"	Spring-Frost	○ ●

Techno Heat Series Bred to bloom in hot summer temperatures. Semi-upright growth habit with dark green foliage.

'Upright Blue' •Blue.	H6-10" W12-16"	Spring-Frost	○ ● ☼
'Upright Light Blue' •Light blue.	H6-10" W12-16"	Spring-Frost	○ ● ☼
'Upright Purple' •Bright purple with a dark center.	H6-10" W12-16"	Spring-Frost	○ ● ☼
'Upright White' •Solid white.	H6-10" W12-16"	Spring-Frost	○ ● ☼

Riviera Series (erinus) (SUMMER AVAILABILITY ONLY) Dwarf, vigorous series blooms very early and profusely. Plants keep their compact, mounded habit, making them ideal for gardens, color bowls and containers.

'Blue Eyes' *SUMMER AVAILABILITY ONLY* •Blue with white center.	H4-6" W6-8"	Spring-Frost	○ ● ☼
'Mix' *SUMMER AVAILABILITY ONLY* •White, lilac, rose, and white.	H4-6" W6-8"	Spring-Frost	○ ● ☼
'Rose' *SUMMER AVAILABILITY ONLY* •Magenta pink blooms with white eyes.	H4-6" W6-8"	Spring-Frost	○ ● ☼
'White' *SUMMER AVAILABILITY ONLY* •Solid, bright white.	H4-6" W6-8"	Spring-Frost	○ ● ☼

Lobularia *Allysum* Covered with fragrant, small flowers. Heat and frost tolerant.

'Snow Princess' •Solid white	H6-10" W8-12"	Spring-Frost	○ ● ☼ ☼
--	------------------	--------------	------------

Yolo Series This series from Dümmen features compact plants with strong, dark foliage and flowers all summer long. 'YOLO,' which stands for "You Only Live Once", is suitable for combinations and landscaping.

'French Vanilla' *New* •Creamy white, fragrant with a semi-trailing habit.	H10-18" W8-12"	Spring-Frost	○ ● ☼
'Top Pink' •Pink and white flowers.	H10-18" W8-12"	Spring-Frost	○ ● ☼
'Top Purple' •Varying shades of purple to white.	H10-18" W8-12"	Spring-Frost	○ ● ☼
'Top White' •Solid white	H10-18" W8-12"	Spring-Frost	○ ● ☼ ☼

PREMIUM ANNUALS



PERENNIAL
FAVORITES

ANNUAL
FAVORITES

Lotus Accent plant has silvery-grey, needle-like foliage. Unique flowers resemble parrot beaks. Needs cool night temperatures below 55 degrees to induce blooms.

'Amazon Sunset' •Silvery green carpet with an orange-red flower	H6-8" W18-24"	Spring-Frost	○
---	------------------	--------------	---

Marigold (SUMMER AVAILABILITY ONLY) Marigolds have daisy-like or double, carnation-like flowerheads and are produced singly or in clusters. No annual is more cheerful or easier to grow than marigolds.

Durango Series (patula) Ever popular, sun-loving and easily grown. The finely cut foliage has a distinctive scent; can be a skin irritant. Blooms are large Anemone type producing large quantities of color the entire season.

'Bolero' *SUMMER AVAILABILITY ONLY* •Yellow and red.	H10-12" W6-8"	Spring-Frost	○ ● ☼
'Mix' *SUMMER AVAILABILITY ONLY* •Orange, red, and yellow.	H10-12" W6-8"	Spring-Frost	○ ● ☼
'Orange' *SUMMER AVAILABILITY ONLY* •Solid orange.	H10-12" W6-8"	Spring-Frost	○ ● ☼
'Red' *SUMMER AVAILABILITY ONLY* •Bold brick red.	H10-12" W6-8"	Spring-Frost	○ ● ☼
'Yellow' *SUMMER AVAILABILITY ONLY* •Bright solid yellow.	H10-12" W6-8"	Spring-Frost	○ ● ☼

Mecardonia Small green leaves are covered with yellow Nemesia-like flowers; excellent heat tolerance. Low maintenance landscape plant is also great in baskets and containers due to its trailing habit.

'GoldDust' •Solid bright yellow.	H2-6" W16-20"	Spring-Frost	○ ☼ ☼
--	------------------	--------------	-------

Osteospermum African Daisy Large daisy flowers, plant has a compact growth habit and are early spring bloomers. Blooming slows in high heat but flowers will return with cooler weather. They don't like 'wet-feet'.

'Voltage White' •White with a yellow center and pale yellow on the underside of the petals.	H10-16" W24-28"	Late Spring-Frost	○ ☼ ☼
'Voltage Yellow' •Bright yellow	H10-16" W24-28"	Late Spring-Frost	○ ☼ ☼

4D Series (ecklonis) This true double flower stays open all day and night for high-impact displays of color. Works great in hanging baskets, containers and gardens.

'Berry White' •White with a rose center.	H10-16" W18-24"	Late Spring-Frost	○ ☼
'Lemon Ice' •White with a yellow center.	H10-16" W18-24"	Late Spring-Frost	○ ☼
'Purple' •Two-toned purple is light on the outer edge, a shade darker in the center.	H10-16" W18-24"	Late Spring-Frost	○ ☼
'Silver' •Silver outer petals with a light lavender center.	H10-16" W18-24"	Late Spring-Frost	○ ☼
'Sunburst' •Beautiful soft yellow petals with a dark yellow center.	H10-16" W18-24"	Late Spring-Frost	○ ☼

Flower Power Series (ecklonis) Early-to-flower series with a more mounded habit. Works great in containers, and landscape. Petals are uniquely spooned shaped.

'Spider Pink' •The 'spoons' are dark pink on the inside and light pink on the outside with a dark center.	H8-10" W12-18"	Late Spring-Frost	○ ☼ ☼
'Spider Purple' •Dark purple flowers with a darker center.	H8-10" W12-18"	Late Spring-Frost	○ ☼ ☼
'Spider White' •White petals with light purple on the reverse side and a darker center.	H8-10" W12-18"	Late Spring-Frost	○ ☼ ☼

LEGEND: ☼=Pollinator • ✂=Cut Flower • ☼=Drought Resistant • ☼=Deer Resistant
▲=Natvie/Waterwise • ○=Full Sun • ◐=Part Sun • ●=Full Shade • H=Height • W=Width

Soprano Series This series, bred by Proven Winners, features a variety of beautiful petal colors, each with a unique blue-eye.

'Purple' •Purple with a darker purple center.	H6-10" W12-14"	Late Spring-Frost	○ ● ●
'White' •White with a dark lavender eye.	H6-10" W12-14"	Late Spring-Frost	○ ● ●

Zion Series (ecklonis) Inspired by the colors of Zion National Park in Utah, this series features distinctive novel colors. Large flowers on plants with an upright habit. Heat and frost tolerant.

'Blue Denim' •Silvery blue flowers with black eyes and violet tips	H10-16" W14-20"	Late Spring-Frost	○ ● ●
'Copper Amethyst' •Dark purple to orange.	H6-10" W14-18"	Late Spring-Frost	○ ● ●
'Magic Orange' •Golden light orange petals with a soft burnt orange eye zone.	H16-20" W14-20"	Late Spring - Frost	○ ● ●
'Red' •Solid dark red.	H10-16" W14-20"	Late Spring-Frost	○ ● ●

Pansy (SPRING AND FALL AVAILABILITY) Low maintenance and frost tolerant. Great in landscapes and containers for spring or fall.

'Black' *SPRING AVAILABILITY* •Pure black with a tiny yellow eye.	H6-8" W8-10"	Early Spring/Fall Zone 6(-10°)	○ ● ●
'Halloween II' *FALL AVAILABILITY ONLY* •Pure black with a tiny yellow eye.	H6-8" W8-10"	Early Spring/Fall Zone 6(-10°)	○ ● ●

Matrix Series Plants are compact with a well branched mounding habit.

'Autumn Blaze Mix' *FALL AVAILABILITY ONLY* •Burgundy, orange, and yellow.	H-6-8" W8-10"	Early Spring/Fall Zone 6(-10°)	○ ● ●
'Blotch Mix' *SPRING AND FALL AVAILABILITY* •Mix with dark centers.	H-6-8" W8-10"	Early Spring/Fall Zone 6(-10°)	○ ● ●
'Blue Blotch' *SPRING AND FALL AVAILABILITY* •Deep blue with a dark center.	H-6-8" W8-10"	Early Spring/Fall Zone 6(-10°)	○ ● ●
'Blue Frost' *SPRING AND FALL AVAILABILITY* •White with a dark center and blue tips.	H-6-8" W8-10"	Early Spring/Fall Zone 6(-10°)	○ ● ●
'Citrus Mix' *SPRING AND FALL AVAILABILITY* •Orange, yellow and white.	H-6-8" W8-10"	Early Spring/Fall Zone 6(-10°)	○ ● ●
'Clear Mix' *SPRING AND FALL AVAILABILITY* •Solid colors mix.	H-6-8" W8-10"	Early Spring/Fall Zone 6(-10°)	○ ● ●
'Halloween Mix' *FALL AVAILABILITY ONLY* •Orange and black.	H-6-8" W8-10"	Early Spring/Fall Zone 6(-10°)	○ ● ●
'Midnight Glow' *SPRING AND FALL AVAILABILITY* •Dark purple with a yellow center.	H-6-8" W8-10"	Early Spring/Fall Zone 6(-10°)	○ ● ●
'Morpheus' *SPRING AND FALL AVAILABILITY* •Yellow with a purple wing.	H-6-8" W8-10"	Early Spring/Fall Zone 6(-10°)	○ ● ●
'Ocean' *SPRING AND FALL AVAILABILITY* •Light purple with a dark center.	H-6-8" W8-10"	Early Spring/Fall Zone 6(-10°)	○ ● ●
'Orange' *SPRING AND FALL AVAILABILITY* •Solid orange	H-6-8" W8-10"	Early Spring/Fall Zone 6(-10°)	○ ● ●
'Pastel Mix' *SPRING AND FALL AVAILABILITY* •Pastel colors mix.	H-6-8" W8-10"	Early Spring/Fall Zone 6(-10°)	○ ● ●
'Pink Shades' *SPRING AND FALL AVAILABILITY* •Pink shades with dark centers.	H-6-8" W8-10"	Early Spring/Fall Zone 6(-10°)	○ ● ●
'Primrose' *SPRING AND FALL AVAILABILITY* •Medium light yellow	H-6-8" W8-10"	Early Spring/Fall Zone 6(-10°)	○ ● ●
'Purple' *SPRING AND FALL AVAILABILITY* •Purple with a small yellow center and dark purple veining.	H-6-8" W8-10"	Early Spring/Fall Zone 6(-10°)	○ ● ●



Pansy Matrix Series Continued

'Red Blotch' *SPRING AND FALL AVAILABILITY* •Large red flowers with a dark burgundy center.	H-6-8" W8-10"	Early Spring/Fall Zone 6(-10°)	○ ● ●
'Rose' *SPRING AND FALL AVAILABILITY* •Rose red with a tiny yellow eye.	H-6-8" W8-10"	Early Spring/Fall Zone 6(-10°)	○ ● ●
'Rose Wing' *SPRING AND FALL AVAILABILITY* •White with a dark center and a rose wing.	H-6-8" W8-10"	Early Spring/Fall Zone 6(-10°)	○ ● ●
'Sangria' *SPRING AND FALL AVAILABILITY* •Dark red with yellow around a dark center.	H-6-8" W8-10"	Early Spring/Fall Zone 6(-10°)	○ ● ●
'Sunrise' *SPRING AND FALL AVAILABILITY* •Shades of pinks and yellows with a dark center.	H-6-8" W8-10"	Early Spring/Fall Zone 6(-10°)	○ ● ●
'True Blue' *SPRING AND FALL AVAILABILITY* •Blue with a small yellow center and darker blue veining.	H-6-8" W8-10"	Early Spring/Fall Zone 6(-10°)	○ ● ●
'White' *SPRING AND FALL AVAILABILITY* •Solid white with a tiny yellow center.	H-6-8" W8-10"	Early Spring/Fall Zone 6(-10°)	○ ● ●
'White Blotch' *SPRING AND FALL AVAILABILITY* •White with a dark center.	H-6-8" W8-10"	Early Spring/Fall Zone 6(-10°)	○ ● ●
'Yellow' *SPRING AND FALL AVAILABILITY* •Solid bright yellow.	H-6-8" W8-10"	Early Spring/Fall Zone 6(-10°)	○ ● ●
'Yellow Blotch' *SPRING AND FALL AVAILABILITY* •Yellow with a dark center.	H-6-8" W8-10"	Early Spring/Fall Zone 6(-10°)	○ ● ●

Pepper; See Capsicum

Perilla Foliage plant that is heat and cold tolerant. Extremely well branched. Fast and vigorous growth.

Magilla Series (frutescens)

'Purple' •Showy maroon-purple coleus-like foliage with a bright pink leaf center.	H24-36" W24-36"	Summer-Frost	○ ● ♀
---	--------------------	--------------	-------

Petunia Trumpet-shaped flowers.

Cascadia Series Low, spreading growth habits and flowers produced all along the trailing stems.

'Indian Summer' *New* •Orange and pink blooms.	H6-10" W12-36"	Spring-Frost Zone 6(-10°)	○ ● ♀
--	-------------------	------------------------------	-------

Headliner Series This mounded petunia series offers early flowering with a dramatic color range. They create eye-catching finished baskets, pots, and annuals beds with large blooms!

'Night Sky' •Purple blooms splotted with white.	H10-16" W20-30"	Spring-Frost	○ ♀ ☹
'Pink Sky' •Dark pink blooms splotted with white.	H10-16" W20-30"	Spring-Frost	○ ♀ ☹
'Raspberry Star' •A bicolor white and dark pink bloom.	H10-16" W20-30"	Spring-Frost	○ ♀ ☹

Potunia Series Daylength neutral. Single flowers on a bubble-like round mound, cold and mildew tolerant. Performs well in baskets and containers.

'Blueberry Muffin' •White with wide blue stripes.	H6-12" W10-18"	Spring-Frost	○ ♀ ☹
'Coral' *New* •Coral center, coral veining, white edging.	H6-12" W10-18"	Spring-Frost	○ ♀ ☹
'Dark Red' •Beautiful solid, dark red blooms.	H6-12" W10-18"	Spring-Frost	○ ♀ ☹
'Piccola Blue Ice' •Pale lavender blooms with purple veining and a purple eye.	H6-12" W10-18"	Spring-Frost	○ ♀ ☹
'Piccola Hot Pink' •Deep bright pink.	H6-12" W10-18"	Spring-Frost	○ ♀ ☹



'Piccola White' •Solid white with a greenish eye.	H6-12" W10-18"	Spring-Frost	○ ♀ ☹
'Plus Neon' •Intense pink with dark veining.	H6-12" W10-18"	Spring-Frost	○ ♀ ☹
'Plus Pinkalicious' •Beautiful medium pink and darker pink veining and center.	H6-12" W10-18"	Spring-Frost	○ ♀ ☹
'Plus Purple' •Deep purple with dark purple-black veining and center.	H6-12" W10-18"	Spring-Frost	○ ♀ ☹
'Plus White' *New* •White flower with light green throat and veining.	H6-12" W10-18"	Spring-Frost	○ ♀ ☹
'Plus Yellow' •Yellow with pale yellow center and veining.	H6-12" W10-18"	Spring-Frost	○ ♀ ☹
'Purple Halo' •White flowers with wide, deep purple centers.	H6-12" W10-18"	Spring-Frost	○ ♀ ☹
Supertunias Series This maintenance free petunia, by Proven Winners, has a dense habit and fragrant blooms that appear non-stop from late spring to frost. Great in containers and landscape.			
'Black Cherry' •Dark red with black centers.	H8-12" W18-24"	Spring-Frost	○ ♀ ☹
'Blue Skies' *New* •Medium sky blue	H8-12" W12-14"	Spring-Frost	○ ♀ ☹
'Bordeaux' •Pale pink with purple veining.	H8-12" W10-18"	Spring-Frost	○ ♀ ☹
'Indigo Charm' •Violet-blue	H8-12" W12-14"	Spring-Frost	○ ♀ ☹
'Limoncello' •Lemon-yellow with dark center.	H8-12" W12-18"	Spring-Frost	○ ♀ ☹
'Morning Glory Charm' •Dark violet with a white center.	H8-16" W24-36"	Spring-Frost	○ ♀ ☹
'Pink Star Charm' •Pink with wide white stripes.	H8-12" W12-24"	Spring-Frost	○ ♀ ☹
'Really Red' •Deep red.	H8-12" W36-48"	Spring-Frost	○ ♀ ☹
'Royal Magenta' •Dark magenta with a dark eye.	H8-12" W8-12"	Spring-Frost	○ ♀ ☹
'Royal Velvet' •Royal purple	H8-12" W8-12"	Spring-Frost	○ ♀ ☹
'Sangria Charm' •Dark pink with darker pink veining and a deep purple eye.	H8-12" W12-14"	Spring-Frost	○ ♀ ☹
'Violet Star Charm' •White with a dark, wide purple star.	H8-12" W12-24"	Spring-Frost	○ ♀ ☹
'Vista Bubblegum' •Pretty bubblegum pink, very vigorous habit.	H16-24" W24-36"	Spring-Frost	○ ♀ ☹
'Vista Fuchsia' •Dark pink, very vigorous habit.	H16-24" W24-36"	Spring-Frost	○ ♀ ☹
'Vista Paradise' *New* •Watermelon pink with salmon-pink undertones, very vigorous habit.	H8-12" W12-14"	Spring-Frost	○ ♀ ☹
'Vista Silverberry' •Very pale pink with darker veining, very vigorous habit.	H16-24" W24-36"	Spring-Frost	○ ♀ ☹
'White' •Pure white	H8-12" W8-12"	Spring-Frost	○ ♀ ☹
'White Charm' *New* •White with pale green throat and veining.	H8-12" W12-14"	Spring-Frost	○ ♀ ☹

PREMIUM ANNUALS



PERENNIAL
FAVORITES

ANNUAL
FAVORITES

Petunia Continued

Sweetunia Series Daylength neutral, medium sized single flowers. Cold and mildew tolerant with mounding growth habit.

'Black Satin' •Rich, black velvet blooms.	H8-10" W12-20"	Spring-Frost	○ ♀ ☞
'Fiona Flash' *New* •Scarlet hot-pink bicolor	H8-10" W12-20"	Spring-Frost	○ ♀ ☞
'Johnny Flame' •Rose with a wide purple star.	H8-10" W12-20"	Spring-Frost	○ ♀ ☞
'Suzie Storm' •Deep pink with light stripes and a dark center.	H8-10" W12-20"	Spring-Frost	○ ♀ ☞
'Velveteen' •Red flowers with darker red centers.	H8-10" W12-20"	Spring-Frost	○ ♀ ☞

Mambo Series (SUMMER AVAILABILITY ONLY) Early-flowering, compact, non-stretching. Large blooms.

'Blue' *SUMMER AVAILABILITY ONLY* •Deep blue to purple.	H6-8" W16-20"	Spring-Frost	○ ♀ ☞
'Burgundy' *SUMMER AVAILABILITY ONLY* •Burgundy-pink with darker veining.	H6-8" W16-20"	Spring-Frost	○ ♀ ☞
'Mix' *SUMMER AVAILABILITY ONLY* •Blues, Rose, Purples, Pinks, Reds, Salmon, White	H6-8" W16-20"	Spring-Frost	○ ♀ ☞
'Purple' *SUMMER AVAILABILITY ONLY* •Violet-purple with a lighter purple eye.	H6-8" W16-20"	Spring-Frost	○ ♀ ☞
'Red' *SUMMER AVAILABILITY ONLY* •Scarlet red.	H6-8" W16-20"	Spring-Frost	○ ♀ ☞
'Sweet Pink' *SUMMER AVAILABILITY ONLY* •Pink with a white eye	H6-8" W16-20"	Spring-Frost	○ ♀ ☞
'White' *SUMMER AVAILABILITY ONLY* •Solid white with a tiny yellow throat.	H6-8" W16-20"	Spring-Frost	○ ♀ ☞

Phlox Large, lightly scented blooms. Heat and drought tolerant but prefers cooler temperatures. Semi-mounding habit.

Phlox Gisele Series Bred for reliable rooting, heat tolerance and large, attractive flower clusters. Has a mounding, trailing habit.

'Light Violet' •Light violet	H10-12" W14-18"	Spring-Frost	○ ◐ ♀
'White' •White	H10-12" W14-18"	Spring-Frost	○ ◐ ♀

Intensia Series Early spring through autumn, mid-height plants for hanging baskets and containers.

'Blueberry' •Blue with a purple eye.	H8-12" W8-12"	Spring-Frost	○ ◐ ♀
'Red Hot' •Solid red.	H8-12" W8-12"	Spring-Frost	○ ◐ ♀

Portulaca This accent plant cascades fountain-like from baskets, containers or as a ground cover. Heat lover.

Rio Grande Series (oleracea) Controlled habit and good branching. Exceptionally large flowers.

'Magenta' *New* •Vibrant deep pink	H2-6" W9-12"	Summer-Frost	○ ♀ ♀
'Orange' *New* •Bright orange	H2-6" W9-12"	Summer-Frost	○ ♀ ♀
'Scarlet' *New* •Dark orange-red	H2-6" W9-12"	Summer-Frost	○ ♀ ♀
'White' *New* •Solid white	H2-6" W9-12"	Summer-Frost	○ ♀ ♀
'Yellow' *New* •Vibrant electric yellow	H2-6" W9-12"	Summer-Frost	○ ♀ ♀

LEGEND: ♀=Pollinator • ✂=Cut Flower • ♀=Drought Resistant • 🦌=Deer Resistant
▲=Natvie/Waterwise • ○=Full Sun • ◐=Part Sun • ●=Full Shade • H=Height • W=Width



Plectranthus Long, trailing stems in variegated green and white foliage.

coleoides 'Variegata'

•Variegated green with small white margins.

H10-12"
W18-24"

Spring-Frost



Salvia Sage Large and diverse group of hardy and tender perennials, annuals, and herbs. Fairly drought tolerant. Bright tubular flowers form whorled spikes. Foliage is usually aromatic.

farinacea 'Big Blue' *New*

•Vigorous flowering upright in clear blue color.

H24-36
W18-20"

Summer-Fall



farinacea 'Victoria Blue' *SUMMER AVAILABILITY ONLY*

•Intense blue flowers that rest on a compact plant of typically narrow saliva-like leaves.

H18-24"
W8-12"

Summer-Frost



farinacea 'Victoria White' *SUMMER AVAILABILITY ONLY*

•White

H24-36
W18-20"

Summer-Fall



greggii 'Hot Lips'

•Bicolor red and white. When the nights are warm in summer, the new flowers are all red with an occasional solid white one. As fall approaches the flowers will again be bi-colored red and white.

H30-36"
W18-24"

Early Summer-Frost



guarantica 'Black and Blue'

•Bushy, upright plant is free branching. Dark green, slightly hairy leaves. Tubular dark purple flowers.

H36-42"
W20-24"

Early Summer-Frost



'Wendy's Wish'

•Deep green foliage has a well-branching habit dark pink flowers.

H30-36"
W24-36"

Spring-Summer



Heatwave Series (microphylla x) Mass display of intense colored flowers on a compact shrub-like plant. Foliage is very aromatic.

'Blaze'

•Dark crimson.

H24-30"
W24-36"

Spring-Frost



'Breeze'

•Violet purple.

H24-30"
W24-36"

Spring-Frost



'Glimmer'

•Creamy white petals grow on purple stems.

H24-30"
W24-36"

Spring-Frost



'Glitter'

•Vivid pink.

H24-30"
W24-36"

Spring-Frost



'Sparkle'

•Deep pink with a white throat.

H24-30"
W24-36"

Spring-Frost



Sanvitalia Creeping Zinnia Great for ground covers and small to mid-size containers. Bright flowers bloom continuously; very heat tolerant.

speciosa 'Sunbini'

•Larger golden yellow flowers and uniform mounding habit. Drought tolerant and low maintenance.

H10-12"
W12-18"

Summer-Frost



Scaevola Fan Flower Fan shaped flowers on serrated oval leaves that are dark green. Heat tolerant and easy to maintain. Great in the landscape and containers.

aemula 'Whirlwind Blue' *New*

•Dark royal blue

H8-12"
W10-14"

Late Spring-Frost



aemula 'Whirlwind Pink' *New*

•Pink

H8-12"
W10-14"

Late Spring-Frost



aemula 'Whirlwind White' *New*

•White

H8-12"
W10-14"

Late Spring-Frost



Senecio Dusty Miller Bushy, uniform plants. Great foliage plants as accents in gardens, landscapes, and containers.

cineraria 'Silverdust' *New*

•Finely cut, silvery white, velvety leaves.

H8-10"
W8-10"

Foliage Plant



Solenostemon; See Coleus

PREMIUM ANNUALS



PERENNIAL
FAVORITES

ANNUAL
FAVORITES

Sutera (Bacopa) Covered with five-petal blooms. Does best in cool weather, heat will slow blooms.

Betty Series Unusually large flowers. Continues to bloom throughout warm weather for a mass of summer-long color.

'Dark Blue' *New* •Dark blue	H4-6" W10-14"	Early Summer-Frost	○ ●
'Pink' *New* •Medium pink	H4-6" W10-14"	Early Summer-Frost	○ ●
'White' *New* •Bright white	H4-6" W10-14"	Early Summer-Frost	○ ●

Snowstorm Series Expect a rapid growth rate and improved summer heat tolerance with this series.

'Giant Snowflake' •Crisp, clean white flowers that are larger than other white varieties.	H4-6" W8-10"	Spring-Frost	● ☼
---	-----------------	--------------	-----

Torenia Bicolor snapdragon-like flower. Semi-trailing habit. Great heat tolerance.

Catalina Series More compact habit with oversized bicolor blooms. Shade lover.

'Gilded Grape' •Yellow with a dark purple throat.	H6-10" W8-10"	Summer-Frost	○ ● ● ● ☼
'Midnight Blue' •Dark blue with a yellow and pale blue throat.	H6-10" W8-10"	Summer-Frost	○ ● ● ● ☼
'Pink' •Pink and light pink bicolor.	H6-10" W8-10"	Summer-Frost	○ ● ● ● ☼
'White Linen' •White with a yellow throat.	H6-10" W8-10"	Summer-Frost	○ ● ● ● ☼

Tradescantia Spiderwort Grown for the smooth, succulent foliage. Makes a good ground cover for difficult, dry areas or even an indoor plant. Three petal flowers are a bonus.

pallida purpurea 'Purple Heart' (Purple Queen) Wandering Jew •Dark purple foliage with light pink flowers.	H12-18" W12-18"	Summer-Frost	○ ● ☼
--	--------------------	--------------	-------

Verbena Verbena is a spreading plant ideal for cascading over retaining walls, pots, baskets, and window boxes. As long as the soil is extremely well drained, verbena will produce countless clusters of small blooms all season.

bonariensis 'Little One' *New* •Upright, dwarf form. Pinkish purple buds open to show pink flowers.	H18-24" W15-18"	Spring-Frost	○
---	--------------------	--------------	---

Empress Series Large flowers on broad-leaf plants, semi-upright with a uniform habit. Has good branching. These are weather tolerant and cold resistant. Requires good drainage for best growth. Landscapes, baskets or containers.

'Burgundy Charme' •Burgundy with white center.	H6-10" W18-24"	Late Spring-Frost	○
'Hot Pink Charme' •Hot pink with small white eye.	H6-10" W18-24"	Late Spring-Frost	○
'Lavender' •Pale lavender blue with a small white eye.	H6-10" W18-24"	Late Spring-Frost	○
'Peach' •Peachy apricot.	H6-10" W18-24"	Late Spring-Frost	○
'Purple' •Purple.	H6-10" W18-24"	Late Spring-Frost	○
'Red' •Bright red.	H6-10" W18-24"	Late Spring-Frost	○
'Strawberry Charme' •Pink with a white center.	H6-10" W18-24"	Late Spring-Frost	○
'Violet Blue' •Deep purple with white eye.	H6-10" W18-24"	Late Spring-Frost	○
'White' •Solid white.	H6-10" W18-24"	Late Spring-Frost	○

LEGEND: ☼=Pollinator • ☼=Cut Flower • ☼=Drought Resistant • ☼=Deer Resistant
▲=Native/Waterwise • ○=Full Sun • ●=Part Sun • ●=Full Shade • H=Height • W=Width



Lanai Series Large cluster flowers bloom from tip to crown, compact/trailing habit, bred for powdery mildew resistance. Landscapes and containers. One of the best trailing verbenas on the market.

'Candy Cane' •White with red stripes.	H6-8" W12-18"	Late Spring-Frost	○
'Compact Lime Green' •White with lime green overtones.	H6-8" W12-18"	Late Spring-Frost	○
'Lavender Star' •Lavender with a white stripe.	H6-8" W12-18"	Late Spring-Frost	○
'Twister Pink' •Graduates from white on the outside to pale pink then to dark pink in the center.	H6-8" W12-18"	Late Spring-Frost	○
'Twister Purple' •White with purple edges and a purple center.	H6-8" W12-18"	Late Spring-Frost	○
'Twister Red' •White with a red center.	H6-8" W12-18"	Late Spring-Frost	○
'Upright Blue with Eye' •Royal blue with a white eye.	H10-14" W12-24"	Late Spring-Frost	○
'Upright Pink with Eye' •Pink with a white eye.	H10-14" W12-24"	Late Spring-Frost	○
'Upright Purple with Eye' •Purple with a white eye.	H10-14" W12-24"	Late Spring-Frost	○
'Upright Red with Eye' •Red with a white eye.	H10-14" W12-24"	Late Spring-Frost	○
'Upright Rose with Eye' •Dark pink with a white eye.	H10-14" W12-24"	Late Spring-Frost	○

Superbena Series (pendula) Super large flowers, strong growth, and mildew resistant. Semi-upright trailing habit. Performs well in landscapes and containers.

'Royale Chambray' •Lilac-blue	H6-12" W18-24"	Late Spring-Frost	○
'Royale Cherryburst' •Red with pale pink stripes.	H6-12" W18-24"	Late Spring-Frost	○
'Royale Peachy Keen' •Peach, salmon and pink mix.	H6-12" W18-24"	Late Spring-Frost	○
'Royale Plum Wine' •Deep purple.	H6-12" W18-24"	Late Spring-Frost	○
'Royale Romance' •Burgundy with a tiny white eye.	H6-12" W18-24"	Late Spring-Frost	○
'Violet Ice' *New* •Violet star shaped flowers with white eyes.	H10-12" W28-36"	Spring-Frost	○
'Whiteout' *New* •White.	H6-12" W18-30"	Spring-Frost	○ ●

Vinca Commonly called greater periwinkle, large periwinkle or blue buttons, Vinca is evergreen, prostrate and mat-forming with long trailing stems. It is widely used as a ground cover and container plant.

major 'Maculata' •Dark green leaves with unevenly variegated yellow-green centers. Grown for foliage. Evergreen ground cover that produces a 5 petaled pale blue flower.	H4-8" W12-24"	Spring	○ ● ● ☼ ☼
major 'Variegata' •Beautiful green and white variegated foliage. Grown for foliage. Evergreen ground cover that produces true blue flowers.	H4-8" W12-24"	Spring	○ ● ● ☼ ☼

PREMIUM ANNUALS



PERENNIAL
FAVORITES

Vinca Continued

Titan Series (SUMMER AVAILABILITY ONLY) A vigorous grower even in cooler climates and good low-water variety in hot, dry conditions.

'Burgundy' *SUMMER AVAILABILITY ONLY* •Burgundy	H10-16" W10-12"	Summer-Frost	○
'Dark Red' *SUMMER AVAILABILITY ONLY* •Red	H10-16" W10-12"	Summer-Frost	○
'Lilac' *SUMMER AVAILABILITY ONLY* •Lilac	H10-16" W10-12"	Summer-Frost	○
'Mix' *SUMMER AVAILABILITY ONLY* •Mixed colors	H10-16" W10-12"	Summer-Frost	○
'Pure White' *SUMMER AVAILABILITY ONLY* •White	H10-16" W10-12"	Summer-Frost	○

Viola Sweet Violet (SPRING AND FALL AVAILABILITY) Fragrant flowers with small pansy blooms. Trailing, compact with dark green foliage. Does best in cooler weather. Longer living than traditional pansies.

Penny Series (cornuta) Unique mounding plant habit with large blooms. Stems do not become leggy in warm conditions.

'All-Season Mix' *SPRING AND FALL AVAILABILITY* •A designer mix that includes yellow, frost, blue, orange, deep blue and yellow.	H4-6" W4-6"	Spring and Fall	○ ●
'Clear Yellow' *SPRING AND FALL AVAILABILITY* •Bright, solid yellow.	H4-6" W4-6"	Spring and Fall	○ ●
'Deep Blue' *SPRING AND FALL AVAILABILITY* •Deep, true blue with black whiskers and a small yellow eye.	H4-6" W4-6"	Spring and Fall	○ ●
'Jump Up Mix' *SPRING AND FALL AVAILABILITY* •A beautiful collection of orange and deep blue, peach and blue, white and purple, and yellow and blue.	H4-6" W4-6"	Spring and Fall	○ ●
'Orange' *SPRING AND FALL AVAILABILITY* •Solid orange blooms.	H4-6" W4-6"	Spring and Fall	○ ●
'Red Blotch' *SPRING AND FALL AVAILABILITY* •Red to scarlet with a dark blotch surrounding the tiny yellow eye.	H4-6" W4-6"	Spring and Fall	○ ●
'Violet' *SPRING AND FALL AVAILABILITY* •Deep violet with a tiny yellow eye.	H4-6" W4-6"	Spring and Fall	○ ●
'White Blotch' *SPRING AND FALL AVAILABILITY* •White with a miniature purple face.	H5-6" W5-6"	Spring-Fall	○ ●

Zinnia (SUMMER AVAILABILITY ONLY) Zinnias are one of the easiest annuals to grow. Outstanding in beds, borders, and containers. Zinnias thrive in the sun and heat of summer, providing an abundance of bright, vibrant blooms.

Profusion Series Early, continuous-blooming plants perform well under both warm and cool conditions. Excellent tolerance to disease including Powdery Mildew and Bacterial Leaf Spot.

'7 Color Mix' *SUMMER AVAILABILITY ONLY* •Orange, salmon, white, yellow, cherry red, lavender, and light pink.	H8-12" W12-18"	Summer-Frost	○ ♀ ✂ 🦌
'Cherry' *SUMMER AVAILABILITY ONLY* •Cherry red tinged with pink, yellow center.	H8-12" W12-18"	Summer-Frost	○ ♀ ✂ 🦌
'Orange' *SUMMER AVAILABILITY ONLY* •Bright orange	H8-12" W12-18"	Summer-Frost	○ ♀ ✂ 🦌
'White' *SUMMER AVAILABILITY ONLY* •Double white.	H8-12" W12-18"	Summer-Frost	○ ♀ ✂ 🦌
'Yellow' *SUMMER AVAILABILITY ONLY* •Intense shades of yellow.	H8-12" W12-18"	Summer-Frost	○ ♀ ✂ 🦌

LEGEND: ♀=Pollinator • ✂=Cut Flower • 🌵=Drought Resistant • 🦌=Deer Resistant
▲=Native/Waterwise • ○=Full Sun • ◐=Part Sun • ●=Full Shade • H=Height • W=Width



HERBS

BASIL Ocimum

basilicum 'Boxwood' •Unlike the large leaved basil, this plant is a tight mound of small leaves that resemble boxwood plants. Great in pasta dishes.	H12-16" W12-18"	Summer Zone 10(30°)	○
basilicum 'Cinnamon' •This is a dessert basil that is best served with fruit. It has a sweet, spicy cinnamon flavor. Distinctive violet stems, veining, and flower bracts with lavender flowers and 2" long leaves. Beautiful in casual flower bouquets.	H18-36" W18-36"	Summer Zone 10(30°)	○
basilicum 'Dolce Fresca' •Produces sweet tender leaves that outshine comparable varieties while maintaining an attractive, compact shape that's both versatile and beautiful. After harvest, the plant is quick to recover and keeps the desired ornamental shape that's perfect for containers, borders or as a focal point. AAS Winner.	H12-24" W12-18"	Summer Zone 10(30°)	○
basilicum 'Everleaf Genovese' *New* •The first basil bred for season-long performance and continual harvesting. Well-branched variety with short internodes makes a beautiful columnar plant with huge harvest potential that stays tidy both in-ground or in container gardens. Robust flavor stands up to cooking; perfect for pesto and adding to sauce. Resistant to mildew and Fusarium.	H18-24" W12-18"	Summer Zone 10(30°)	○
basilicum 'Genovese Emily' *New* •Compact variety that grows medium sized leaves that are packed with flavor and fragrance.	H18-24" W12-18"	Summer Zone 10(30°)	○
basilicum 'Genovese Red Freddy' •Beautiful purple color with specks of green throughout. Blooms white. It's also very fragrant and tastes great.	H18-21" W12-18"	Summer Zone 10(30°)	○
basilicum 'Persian' •High marks for fresh lemony flavor, large leaves, ornamental habit and lateness to flower. Green foliage produces purple buds that open up to pink flowers.	H18-24" W12-18"	Summer Zone 10(30°)	○
basilicum 'Pesto Perpetuo' •This is a superb culinary plant. Light green and cream variegation make it an eye-catching addition to the garden. The non-flowering, columnar plants grow enough foliage to last all summer long. With substantial light, Pesto Perpetuo will be happy indoors during winter months.	H18-24" W12-18"	Summer Zone 10(30°)	○
basilicum 'Red Rosie' •Intense dark purple-red color. Plants are compact and upright. A favorite for its unique color and mild, aromatic basil flavor. For better leaf production keep flowering buds pinched. The flowers, on tall pale-purple spikes, can be used ornamentally.	H12-24" W6-12"	Summer Zone 10(30°)	○
basilicum 'Spicy Globe' •Tiny, very aromatic leaves form dense globes, making this plant attractive in the herb or flower garden and excellent in containers. This is a bush basil that grows in a tidy compact mound. Also called Greek Basil. The leaves are so tiny, you won't have to slice and dice if the recipe calls for chopping.	H6-10" W8-12"	Summer Zone 10(30°)	○
basilicum 'Try Basil' •An easy way to grow 3 different basil in one pot. Leaves should be harvested just before the plants begin to flower or pinch off the flowers to prolong harvesting period. Leaves have a mild flavor of Anise with a slight mint aftertaste.	H12-24" W12-18"	Summer Zone 10(30°)	○

CHIVES *Allium***schoenoprasum** *Onion Chives*

•Beautiful pink flowers and foliage have a distinctive mild onion flavor. Fresh leaves add zest to soups, salads, eggs or sour cream, or use whole blossoms for a novelty herb vinegar. Attractive in the herb or cutting garden and a good companion plant for roses. Cut at any stage but 4-6" is optimal.

Not available in Idaho

H12-18"
W8-12"

Late Summer
Zone 4(-30°)

**tuberosum** *Garlic Chives*

•Beautiful, sweet-scented white flowers compliment grey-green leaves. Foliage has a distinctive mild garlic flavor, delicious in soups, salads, sauces and spreads. An attractive plant for the herb, perennial or fragrance garden. Harvest blades by cutting all the way to the ground. Good cut or dried flower. **Not available in Idaho**

H12-18"
W8-12"

Late Summer
Zone 3(-40°)

**tuberosum** *'Garlic Geisha'*

•Vigorous grower with a nice 'just-right' garlic flavor. Slightly wider, flatter and more refined leaves topped by pretty white flower stalks late in the season mean this is another edible that can serve a dual purpose as an ornamental. Geisha is a great culinary herb for use in stir-fries, soups, compound butters and as a fresh garnish for a variety of dishes. Although late flowering is a good thing in herbs, when Geisha does burst into bloom. **Not available in Idaho**

H10-24"
W10-12"

Late Summer
Zone 3(-40°)

CILANTRO *Coriandrum***sativum** *'Santo'*

•Aromatic, flavorful leaves (cilantro) and seeds (coriander). Lemon sage flavored seeds are excellent in stews, bean dishes, and pastries. Pungent, sharp-flavored leaves enhance poultry and meats in spicy recipes, salsa and soups. Reseeds.

H12-18"
W8-12"

Summer
Zone 10(30°)

COLA PLANT *Artemisia***arbotanum**

•Grows into an attractive ornamental shrub with silvery-green foliage and yellow flowers later in the summer and into the autumn. It is very easy to look after and tolerates dry conditions. Tips of the shoots of Cola Plant have the very aromatic taste and scent of cola. It is important just to use the young shoots as the older leaves are quite bitter.

H36-48"
W18-24"

Summer
Zone 10(30°)

CURRY DWARF *Helichrysum***italicum** *'Nana'*

•The fragrance of the velvety leaves is of curry, although the flavor is bitter and it is not commonly used for cooking but can be used for marinades and has been used in essential oils. The dwarf curry is great for bonsai. It is a good container plant, or to make into a small topiary.

H10-18"
W10-18"

Summer
Zone 7(0°)

DILL *Anethum***graveolens** *Fernleaf Dill*

•Fragrant, ferny foliage and flowers. Leaves and seeds provide a distinctive flavor and aroma to a wide range of culinary favorites including: pickles, potatoes, fish and dips. Neat, compact growth. AAS winner 1992.

H12-18"
W12-16"

Summer
Zone 10(30°)

FENNEL *Foeniculum***vulgare** *Bronze Fennel*

•Aromatic, feathery bronze foliage is an attractive filler in the herb or flower garden with yellow flowers. Leaves and seeds have a pleasant anise flavor. Use fresh leaves in salads, soups and herb vinegar. Ripe seeds add zest to Italian sauces and sausage.

H36-60"
W24-36"

Late Summer
Zone 4(-30°)

GINGER *Zingiber***officinale** *Ginger* ***New***

•Known as the true ginger used as a spice, is one of the oldest known and most widely consumed spices.

H24-48"
W24-36"

Summer
Zone 9(20°)





GLASSWORT *Salicornia*

europaea 'Samphire'

•Native to Ireland along the salty marshy coastlines. It's high in vitamin C and is a natural diuretic. In the 14th Century the ashes were used to make glass and soap. Great for pickling.

H24-36"
W18-24"

Summer
Zone 7(0°)



LAVENDER *Lavandula*

allardii 'Meerlo' *New*

•An exceptionally pretty lavender with brightly variegated green and light yellow to white, highly fragrant foliage. Produces blue flowers in summer typical of other Lavenders. The leaves are great for drying, sachets and as a moth repellent.

H24-36"
W24-36"

Summer
Zone 5(-20°)



intermedia 'Provence'

•Fragrant purple flowers and grey green leaves, beautiful in herb gardens and excellent in containers. Dried flowers and leaves are prized for potpourri, scented oils and crafts. Blooms later than most lavenders and is more disease resistant.

H12-24"
W24-36"

Summer
Zone 5(-20°)



intermedia 'Provence White' *New*

•Fragrant white flowers and grey-green foliage. Dried flowers and leaves are prized for potpourri, scented oils and crafts. Blooms later than most lavenders and is disease resistant.

H12-24"
W24-36"

Summer
Zone 5(-20°)



LEMON BALM *Melissa*

officinalis *Lemon Balm*

•A member of the mint family, is considered a calming herb. It is used for both hot and iced tea. It is also frequently paired with spearmint in fruit and fish dishes. In the spring and summer, clusters of small, light yellow flowers grow where the leaves meet the stem. The leaves are very deeply wrinkled and range from dark green to yellowish green in color.

H24-36"
W20-24"

Spring-Summer
Zone 4(-30°)



LEMON GRASS *Cymbopogon*

citrus *Lemongrass*

•Lemongrass provides a zesty lemon flavor and aroma to many dishes. It can be frozen, dried, or used fresh. The clean citrus flavor mixes well with garlic, cilantro, and chilies.

H24-48"
W18-24"

Harvest Once
Established
Zone 8(10°)



MINT *Mentha*

gracilis *Ginger Mint*

•A green foliage with gold veins and an aromatic, fruit scented aroma with just a hint of ginger. Excellent with melon and other fruit salads.

H8-12"
W12-16"

Late Summer
Zone 5(-20°)



'Jessica's Sweet Pear'

•Upright habit free of runners. Fairly drought tolerant. Leaves have a light pear fragrance. Use as a flavoring or garnish, in teas, baths or as room deodorizer.

H18-20"
W8-10"

Summer
Zone 4(-30°)



spicata var. *crispa* 'Moroccan'

•Strong spearmint flavor with decorative leaves. Use whole or, for better flavor, chopped. Perfect for the preparation of desserts and teas. Highly decorative in mixed beds and on balconies.

H12-24"
W12-24"

Summer
Zone 5(-20°)



suaveolens 'Variegata' *Pineapple Mint*

•Delightfully fruity fragrance. Variegated green and white leaves are a great addition to the herb or perennial garden. Leaves may be used to flavor teas, jellies and desserts. Mints are vigorous spreaders and should be contained; plant in containers sunk into the ground.

H24-36"
W18-24"

Late Summer
Zone 5(-20°)



x piperita *Chocolate Mint*

•This is a very strong mint used for teas. Easy to grow, spreads rapidly. Pick leaves frequently to manage growth. Thrives alongside water gardens or damp areas in the yard. Plants have lavender flowers.

H12-24"
W18-24"

Late Summer
Zone 4(-30°)



x piperita *Orange Mint*

•Traditional mint aroma with a hint of orange. Adds a citrus twist to salads. Adds scented foliage to hanging baskets and patio pots.

H24-36"
W48-72"

Late Summer
Zone 5(-20°)



**MUSHROOM PLANT** *Rungia***klossii**

•Originated in Papua New Guinea. The beautiful green glossy leaves contain large amounts of iron, vitamin C and beta carotene. Has a crispy texture, similar to spinach. The mushroom flavor intensifies with cooking (in soups or stews). The mushroom plant likes to grow in warm conditions. Regular cuttings will help keep the plant compact.

H18-24"
W12-18"Summer
Zone 7(0°)

OREGANO *Origanum* Oregano's pungency is in direct proportion to the amount of sun it receives. It grows with woody stems and dark green leaves. For the best flavor, add oregano in the last few minutes of cooking.

vulgare 'Cleopatra'

•Pretty, silver-grey foliage makes this another herb that will be appreciated for its ornamental value. Unique from Greek and Italian oreganos, Cleopatra has a mildly spicy, peppermint flavor perfect in Mediterranean dishes, soups and sauces. This compact, trailing plant produces a high yield of leaves that are wonderful as a dried spice when fresh isn't an option.

H8-10"
W6-8"Summer
Zone 5(-20°)**vulgare Greek Oregano**

•Tender, sweetly spicy leaves with excellent flavor. Low growing habit with soft fuzzy dark green foliage, flowers are light pink to white. Use fresh, dried or fresh frozen. Harvest before flowering for optimal flavor.

H18-24"
W10-12"Summer
Zone 4(-30°)**vulgare 'Hirtum' Hot & Spicy**

•One of the tastiest, most aromatic oreganos ever. Leaves have a rich, spicy flavor, enhancing many dishes. Low growing habit with dark green foliage; flowers are white. Perfect in containers or herb gardens.

H24-36"
W24-36"Summer
Zone 5(-20°)**vulgare 'Variegata'**

•Attractive variegated white and green foliage will add color and flavor with tender, sweetly spiced leaves. Typical oregano spreading habit works great on the patio or in the garden. Harvest before flowering.

H18-24"
W12-18"Summer
Zone 5(-20°)

PARSLEY *Petroselinum* Great as an addition to asparagus, peas, potatoes, eggs, and beef. Chewing parsley will help with bad breath from food odors such as garlic.

cablin Dark Single Leaf Parsley

•Attractive, fragrant, dark green, leaves are excellent for seasoning and as a garnish. A complimentary flavor that enhances most dishes, especially sauces, salads, meats and vegetables. A biennial grown as an annual.

H18-24"
W12-18"Late Summer
Zone 5(-20°)**crispum Forest Green Curled Parsley**

•Traditional dark green curly parsley. Leaves are excellent as a garnish or for adding flavor to a variety of dishes. Each plant will grow into a large mound, ready to trim. Highly nutritious and rich in vitamin C and iron.

H12-20"
W8-12"Late Summer
Zone 5(-20°)

ROSEMARY *Rosmarinus* Rosemary is an attractive evergreen shrub with needle-like leaves.

officinalis 'Arp' Hardy Rosemary

•Intensely fragrant leaves have a distinctive flavor. Great seasoning for meat or vegetable dishes, or use dried for crafts. Attractive in the garden and containers. May be wintered indoors in pots. An especially hardy variety.

H36-48"
W36-48"Late Spring-Summer
Zone 6(-10°)**officinalis 'Hill Hardy'**

•One of those wonderful herbs that make a beautiful ornamental plant as well as a welcome culinary seasoning. It produces a tea-like fragrance and pungent, slightly bitter taste. Spiky green leaves on upright, woody stems with blue flowers in winter and spring if the climate will allow. An especially hardy variety.

H24-36"
W12-36"Late Spring-Summer
Zone 6(-10°)**officinalis 'Huntington Carpet'**

•Cool blue flowers on deep green glossy foliage make a stunning, fragrant carpet in the landscape

H12-24"
W48-96"Late Spring-Summer
Zone 7(10°)**RUE** *Ruta***graveolens Rue Herb of Grace**

•Evergreen, somewhat shrubby plant, is a native of Southern Europe. Bright yellow flowers with blue-green foliage produces small green berries at the end of the season. Used for medicinal purposes. Leaves are toxic if ingested in large doses.

H18-24"
W14-18"Spring-Summer
Zone 7(0°)



SAGE *Salvia*

officinalis 'Berggarten' *Garden Sage*

•Grown for ornamental qualities and culinary properties. This shrubby plant has rounded, soft sea-green leaves with a unique pungent flavor and aroma. Can use fresh or dried. Great with pork, sausage, stuffing and cheeses. This variety rarely blooms and has better leaf production than other sages.

H18-24"
W18-24"

Spring
Zone 5(-20°)



officinalis 'Icterina' *Golden Variegated*

•Aromatic foliage and blue flower spikes make a showy addition to the herb or flower garden. Fresh or dried leaves add flavor to sausage, stuffing, salad and soup. Attractive in arrangements, fresh or dried. Can be grown indoors during winter. Works as a natural insect repellent.

H18-24"
W10-12"

Spring
Zone 5(-20°)



officinalis 'Maxima'

•An evergreen perennial featuring a compact habit with giant, silver, woolly leaves. Can be used to flavor meats of various kinds or can be added to cheeses, sauces or oils to make interesting culinary creations.

H24-32"
W18-24"

Spring
Zone 5(-20°)



officinalis 'Purpurascens' *Purple Leaf Sage*

•Leaves and stems are bluish purple and highly aromatic. Small, lilac-blue flowers. Great for flavoring pork, sausage and stuffing.

H24-30"
W24-36"

Summer
Zone 5(-20°)



officinalis 'Tricolor'

•Attractive, green, white, and purple foliage with lilac-blue flowers in the summer. Compact and shrubby habit. Also used as an ornamental plant in landscapes.

H18-24"
W12-18"

Summer
Zone 5(-20°)



SAVORY *Satureja*

montana 'Nana' *Dwarf Winter Savory*

•Lilac flowers bloom on a shrubby evergreen; good for borders and hedges. Smaller and more compact than summer savory, with thick evergreen leaves.

H6-18"
W8-10"

Late Summer -Frost
Zone 5(-20°)



STEVIA *Stevia*

rebaudiana 'Sugar Love'

•Edible leaves are much sweeter than sugar. Fresh leaves are excellent in fruit salads and teas, or baked into bread. Leaves may also be dried and used as a sugar substitute. Attractive white flowers. Foliage is a light green. Pinch/harvest to stimulate branching and regrowth.

H18-24"
W18-24"

Summer
Zone 6(-10°)



TARRAGON *Artemisia*

dracunculus 'Sativa' *French Tarragon*

•Aromatic, flavorful leaves have the scent and taste of licorice and mint. Dark green needle-like leaves and upright multibranching habit. Adds zest to butter and cheese sauces, chicken, veal and fish dishes. Makes a flavorful herbal vinegar when steeped in red wine vinegar. This is the most flavorful tarragon.

H12-24"
W12-24"

Zone 4(-30°)



THYME *Thymus*

citrodorus 'Gold Lemon' *New*

•Attractive herb or perennial garden choice, with small, lemon-scented, gold-edged leaves. Low growing with a dense, somewhat upright habit. Variegation becomes less prominent during hot weather. Tolerates light foot traffic.

H4-6"
W12-18"

Late Spring-Summer
Zone 4(-30°)



citrodorus aureus *Variegated Lemon Thyme*

•Pungent lemon scent and flavor. Leaves are variegated green and gold with a low spreading habit. Great for teas, cooking meats, and as a lemon substitute. Flowers are pale pink.

H6-8"
W8-12"

Late Spring-Summer
Zone 4(-30°)



vulgaris *English Thyme*

•Excellent culinary herb used to flavor chicken, fish and pork, vegetable dishes or stuffings. Leaves make a flavorful tea. Good in potpourri and sachets. An attractive garden plant with rosy lavender flowers. It is a low-growing, bushy thyme with grey narrow leaves.

H6-8"
W8-12"

Late Spring-Summer
Zone 4(-30°)



vulgaris *French Thyme*

•French Thyme is one of the best culinary varieties, used in herb vinegars, breads, and butters. It is a low-growing, bushy thyme with grey narrow leaves. Once established, it tolerates drought very well and requires little care.

H12-18"
W8-12"

Late Spring-Summer
Zone 5(-20°)



EDIBLES



PERENNIAL
FAVORITES

VERBENA Aloysia

triphylla *Lemon Verbena*

•Exquisite and intense lemon fragrance adds delightful flavor to teas, fruit salads, jams, jellies, iced drinks or dry for potpourri. Cut back young stems periodically to keep plants compact. Shiny, trailing green foliage with small white and lavender flowers. In cold winter climates, grow in pots indoors.

H48-60"
W24-48"

Harvest Once
Established
Zone 8(10°)



virgata 'Sweet Almond' *New*

•Deciduous, dwarf plant with coarse leaves. Intense almond or vanilla-like fragrance; spiked white flowers appear in warm weather. Upright and fast-growing. In warmer areas, it can grow as tall as 15'.

H60-84"
W60-84"

Summer
Zone 7(10°)



FRUITS & VEGETABLES

ARTICHOKE Cynara

scolymus 'Imperial Star'

•Has a green, uniform globe shape. Excellent quality for eating; tends to be noticeably sweeter and more tender than other artichoke varieties. Can be planted and harvested in one season. Foliage is a silvery green with exaggerated cuts and stiff, almost thorny hairs.

H24-60"
W36-48"

Days to harvest
90-100.
Zone 7(0°)



ASPARAGUS

officinalis 'Jersey Giant'

•The best choice for hard-winter areas. This has the highest and most consistent yields of all the newer varieties. This plant produces 7-9" spears. The spears are tender, succulent and bright green with purple tips. Plants are vigorous and resistant to rust, fusarium, root and crown rot. Harvest after the first season.

H36-48"
W18-24"

Harvest in Spring
Zone 3(-40°)



officinalis 'Jersey Knight'

•The best choice for hard-winter areas. This has the highest and most consistent yields of all the newer varieties. This plant produces 7-9" spears. The spears are tender, succulent and bright green with purple tips. Plants are vigorous and resistant to rust, fusarium, root and crown rot. May take a couple of years to produce a sizable crop.

H36-48"
W18-24"

Late Spring-Early
Summer
Zone 3(-40°)



officinalis 'Mary Washington'

•An American heirloom. Strong, thick, dark shoots with tight heads. Should live up to 15-20 years.

H36-48"
W24-36"

Spring-Frost
Zone 3(-40°)



officinalis 'Millenium' *New*

•One of the highest yielding male hybrid asparagus available, maintaining its high yield year after year. Is able to withstand cold winter temperatures.

H36-48"
W18-24"

Late Spring-Early
Summer
Zone 4(-30°)



officinalis 'Purple Passion' *New*

•Produces attractive purple spears which have a mild, nutty flavor and are reputedly sweeter than most other asparagus varieties. Provides excellent purple color if added to salads raw, but turns green when cooked.

H36-48"
W18-24"

Harvest Late Spring
Zone 3(-40°)



'UC-157'

•This variety is known for very high yields. Useful variety that is suitable to growth in warmer areas with mild winters. Produces smooth green spears, tight tipped and non-stringy. The plant has tall feathery, graceful stems. Plant takes up to 2-3 years to come to full production but can bear for 15-20 years.

H48-60"
W18-24"

Harvest in Spring
Zone 4(-30°)



officinalis 'Walker Deluxe' *New*

•An all-male plant with medium green spears/purple bracts that feature a tight head for a smooth look. Do not harvest spears the first year as it weakens the plant. High resistance to Rust and Fusarium.

H48-72"
W18-24"

Harvest Late Spring
Zone 3(-40°)



BLACKBERRY Rubus

fruticosus 'Black Satin' *New*

•Thornless and heat tolerant blackberry is a prolific producer of deliciously sweet and juicy blue-black berries. Small, soft pink flowers.

H60-72"
W36-60"

Summer
Zone 5(-20°)



'Prime-Ark Freedom' *New*

•Thornless, upright canes. Fruit is large, firm, and sweet. Disease-resistant.

H60-72"
W60-72"

Summer-Frost
Zone 6(-10°)





CHOKEBERRY Aronia

melonocarpa 'Viking' Black Chokeberry

•Masses of fragrant, white flowers bloom in spring a bit earlier than other species. Gorgeous red fall colors and extra large berries follow the glossy summer foliage. Persistent, purplish black berries are high in nutrients and can be used for pies and jellies or left on the shrub to provide food for birds and other wildlife. The berries can persist into spring. Attracts birds.

H36-60"
W36-60"

Late Spring
Zone 3(-40°)



FIG Ficus

'Letizia' *New*

•Produces large crops of medium-size fruit with light brown skin and delicious, honey-colored inner flesh. 'Letizia' can bear two crops of figs a year; early figs called the breba crop and a late summer to early fall crop.

H84-96"
W40-48"

Summer
Zone 6(-10°)



EGGPLANT Solanum

melongena 'Black Beauty'

•Produces deep purplish black oval fruit that is about 5" in diameter. Plants are bushy and spreading. Fruit is high quality with an outstanding flavor. Delicious grilled, in pastas, or salads. Disease resistant.

H12-24"
W12-24"

Days to harvest
72-85.
Zone 10(30°)



melongena 'Emerald Isle'

•A unique variety bred for container production. Its compact habit makes it a perfect choice for mixed flower and veggie planters. This variety stays compact and does not require staking. It is thornless, unless stressed, making it much easier to handle and harvest. Producing very unique multi-green tones on the fruit around 3-5" long, they will definitely catch attention.

H12-24"
W12-18"

Days to harvest
60-70.
Zone 10(30°)



melongena 'Fairytale'

•Tender, plump and sweet, the short, slender fruits are beautifully marbled with purple and white tones. The mini eggplants (4-5" x 1") grow on prolifically branching compact plants in clusters of six fruits. Perfect for growing in containers.

H12-24"
W12-18"

Days to harvest
50-60.
Zone 10(30°)



melongena 'Ghostbuster'

•Plant produces good yields of 6-7" long white oval eggplants. It is sweeter and tastier than dark skinned varieties. Best if harvested early before it starts to turn yellow.

H12-24"
W12-18"

Days to harvest
70-80.
Zone 10(30°)



melongena 'Gretel'

•Compact and perfect to plant in containers. Almost seedless, 8-10" long white eggplants have a tender skin that doesn't need peeling, saving time in the kitchen and bringing more fiber and nutrients to the table. Heavy bearing, succulent and bitter free fruit. All American Selection.

H24-36"
W18-36"

Days to harvest
55-65
Zone 10(30°)



melongena 'Hansel'

•The slender eggplant is perfect for cutting into rounds for sauteing. If the peak maturity is missed, these slender eggplants do not get bitter while they wait a few days. Slender dark purple fruit can be harvested between 3" and 10". 2008 All American Selections Winner.

H24-36"
W18-24"

Days to harvest
55-65.
Zone 10(30°)



melongena 'Pinstripe'

•This unusual plant has light purple fruits streaked with white that produces high yields. This is an Italian eggplant variety that will produce a 4-5 oz. tennis ball sized fruit. Perfect for the patio.

H12-24"
W18-24"

Days to harvest
60-65.
Zone 10(30°)



melongena 'Pot Black'

•Pot Black's glossy, 2 to 3 oz. fruits are delicious. Bushy, compact plants are great for patio pots or in the garden. Fruit can be harvested as small as a ping pong ball or as large as a tennis ball, providing fruit all summer long. Great for grilling.

H12-24"
W18-30"

Days to harvest
55-65.
Zone 10(30°)



melongena 'Turkish Orange'

•Heirloom variety from Turkey producing small compact plants with an abundance of rich, sweet, strong flavored fruits. Orange to red, round, tomato like 3" fruit. Best eaten at light orange with some green stripe stage. Once fruits are red-orange, they are best stuffed.

H12-24"
W18-24"

Days to harvest
75-85.
Zone 10(30°)



**GOJIBERRY Lychium****barbarum 'Wolfberry'**

•Goji is a sprawling shrub with long, flexible canes and clusters of small, grey-green leaves. The flowers are a brilliant royal purple and they appear along the length of the canes. They give way to juicy, bright red fruits that resemble small peppers. Anywhere you can use a blueberry or cranberry, you can use goji. Gojiberry are extremely nutritionally dense and high in antioxidants.

H96-120"
W60-96"Harvest Summer-Fall
Zone 5(-20°)**HOPS Humulus****lupulus 'Cascade' Hop Vine**

•This vigorous climber produces large cones and contributes fragrance and a light bitterness to homebrewed beers. Vigorous vine with dark green foliage; flowers are chartreuse. Mildew resistant. Requires two years to fruit.

H120-240"
W48-60"Late Spring
Harvest in Fall
Zone 4(-30°)**HORSERADISH Amoracia****rusticana 'Horseradish' *New***

•Prepared horseradish can be used as a condiment, or as an ingredient in cocktails, salad dressings and much more. It's a perennial plant.

H12-18"
W12-18"Late Summer-Fall
Zone 6(-10°)**JIAOGULAN Gynostemma****pentaphyllum 'Immortality' *New***

•This hardy climbing vine flourishes even when untended. Fruit is a small, purple, inedible gourd. This plant grows wild in China. It's credited for lowering cholesterol and high blood pressure, and strengthening immunity. It's an herbal medicine with powerful antioxidants.

H120-300"
W36-48"Summer
Zone 8(10°)**KALE Brassica****oleracea 'Kosmic'**

•These large, upright plants have a unique perennial habit allowing for continuous, cut-and-come-again harvests of gorgeous, slightly curled blue-green leaves that are set off by contrasting creamy white coloration at margins.

H20-24"
20-24"Harvest All Season
Zone 5(-20°)**KIWI Actinidia Hardy Kiwi****aruta 'Issai'**

•The only self-fertile hardy Kiwi. Not as vigorous as other varieties and can be grown in a small area. Known to fruit the first year. Fruit is bite sized and succulent. Needs no pollinator. A twining climber of glossy foliage and fragrant white blooms.

H48-120"
W36-48"Harvest Late Summer
Zone 6(-10°)**PEANUT Arachis****hypogaea 'Valencia'**

•Sweetest and earliest variety. Average moisture needs. Branches will send runners into the ground which will produce new peanuts to harvest. Mounding habit with dark green foliage. Perfect for the Rocky Mountain area.

H18-24"
W10-12"Days to harvest
95-100.
Zone 10(30°)



PEPPER Capsicum

annuum 'Anaheim' •Long, tapered, very smooth fruits are deep green turning red. Also known as the New Mexican Chile, this medium hot fruit is deep green but turns red at full maturity. Excellent used fresh, dried, or frozen.	H6-10" W12-18"	Days to harvest 80-90. SHU 5,000-10,000 Zone 10(30°)	○
annuum 'Better Belle' •This popular variety produces 4-lobed, blocky, thick-walled peppers that are excellent for stuffing. Green fruit will mature to red if left on the leafy plants. Produces high yields.	H24-36" W18-24"	Days to harvest 80-90. SHU 0 Zone 10(30°)	○
annuum 'Bhut Jolokia Chocolate' <i>Ghost Pepper</i> •It is 125 times hotter than a jalapeño. It loves heat and humidity, but with a little extra care, it will grow in a cooler climate. It is a rare, natural variant of the Bhut red variety but is much sweeter and delicious.	H18-24" W12-24"	Days to harvest 85-100. SHU 1,000,000 Zone 10(30°)	○
annuum 'Bhut Jolokia' <i>Ghost Pepper Red</i> •Bhut Jolokia is deadly hot, nearly twice as hot as the famous Red Savina. Somewhat of a slow grower. More grown for its novelty than for its culinary uses. Peppers size up to 2-3" long.	H24-36" W12-24"	Days to harvest 85-100. SHU 1,000,000 Zone 10(30°)	○
annuum 'Big Bomb Cherry' •Early plant produces high yields of 2x2" wide cherry-type hot peppers. Peppers turn from green to brilliant red when mature. Peppers have thick walls that retain their shape when pickled.	H24-30" W14-18"	Days to harvest 65-75. SHU 20,000-30,000 Zone 10(30°)	○
annuum 'Big Jim' •This giant chili pepper measures 10-12" and matures to red, but are usually harvested and used when green. One of the largest chile peppers ever grown.	H18-24" W18-24"	Days to Harvest 75-80 SHU 500-2,000 Zone 10(30°)	○
annuum 'Blushing Beauty Bell' •This all American Winner shows itself well in the garden starting an impressive ivory white that eventually ripens to a reddish blush. Thick, sweet and big (4" X 4"), like a bell pepper ought to be.	H18-24" W18-24"	Days to harvest 65-75 SHU 0 Zone 10(30°)	○
annuum 'Cajun Belle' •Early, vigorous pepper produces high yields of 2-3", bell-shaped fruit that has a mildly spicy flavor. Green peppers mature to red and are delicious eaten fresh or in salsa. 2010 All-American Selections winner.	H12-24" W18-24"	Days to harvest 60-70 SHU 1,000 Zone 10(30°)	○
annuum 'Candy Cane Red' *New* •Snack pepper has unique, eye-catching variegated foliage, plus fruit that ripen from green striped to solid red. Sweet flavor and thin walls, crispy texture. Perfect for fresh eating at any stage of ripeness.	H18-24" W12-18"	Days to harvest 60-65 SHU 0 Zone 10(30°)	○
annuum 'Carolina Reaper' •Bred for extreme heat, but this pepper has excellent flavor as well. Has a sweet and fruity flavor, that is right before the heat kicks in. Well branching habit, with medium vigour. Green fruit will darken to a deep red.	H24-36" W18-24"	Days to harvest 85-90 SHU 2,250,000 Zone 10(30°)	○
annuum 'Chile De Arbol' •A small and potent Mexican chili pepper, also known as Bird's Beak Chili and Rat's Tail Chili. The fruit is 2-3" long and bright red when mature. Can be used fresh or dried.	H36-48" W18-24"	Days to harvest 80-90. SHU 15,000-30,000 Zone 10(30°)	○
annuum 'Chocolate Beauty' •A uniquely colored, tasty sweet pepper. Starts green and ripens to a rich chocolate-brown. Adds color to salads and other dishes. Eat fresh or freeze for later use.	H24-36" W12-24"	Days to harvest 65-75. SHU 0 Zone 10(30°)	○
annuum 'Garfield' *New* •An impressive blocky bell pepper. Medium-size plants produce good yields of dark green fruits that ripen to a vivid orange color. Uniform fruits are four lobed, and thick walled. When fully ripe, this beauty has an excellent sweet flavor.	H18-24" W10-15"	Days to harvest 70-75 Shu 0 Zone 10(30°)	○
annuum 'Golden Summer' •Plant produces good yields of 4" long by 4" wide sweet bell peppers. Peppers start out lime-green, then mature to a beautiful sunny gold. Can be used when lime-green or gold. Excellent gourmet pepper for salads, stuffing, and cooking.	H24-36" W12-18"	Days to harvest 70-80. SHU 0 Zone 10(30°)	○



PEPPER Capsicum Continued

EDIBLE FAVORITES	annuum 'Gypsy' *New* •No-heat sweet pepper, but surprising for its intensity as the fruits mature. Vigorous producer of mid-sized fruit perfect for eating fresh.	H18-24" W18-24"	Days to harvest 60-65 SHU 0 Zone 10(30°)	○
	annuum 'Habañero Orange' •Blazing hot, wrinkled green fruit ripen to yellowish orange. Ideal for Mexican dishes. Fruit and seeds can be used fresh or dried as seasoning for foods. Wear gloves when handling; oil from seeds and fruit can be irritating to skin and eyes.	H24-30" W24-36"	Days to harvest 95-105. SHU 350,000 Zone 10(30°)	○
	annuum 'Habañero Chocolate' *New* •These are hotter than the regular Habañero. These are a serious smoky sweet heat.	H24-30" 24-36"	Days to harvest 95-105 SHU 500,000 Zone 10(30°)	○
	annuum 'Habañero Lemon' •Wrinkled green fruit ripen to yellow. Fruit and seeds can be used fresh or dried as seasoning for foods. This is the famous 10-alarm pepper from the Caribbean.	H18-24" W12-18"	Days to harvest 95-105 SHU 400,000 Zone 10(30°)	○
	annuum 'Habañero Peach' *New* •Probably the sweetest of the Habañeros, but don't let that fool you they plenty of heat and flavor. The salmon color makes it stand out in the garden.	H16-18" W12-18"	Days to harvest 95-105 SHU 350,000 Zone 10(30°)	○
	annuum 'Habañero Red' •Wrinkled green fruit ripen to red. Ideal for Mexican dishes. Fruit and seeds can be used fresh or dried as seasoning for foods. Wear gloves when handling; oil from seeds and fruit can be irritating to skin and eyes. This is the famous 10-alarm pepper from the Caribbean.	H18-24" W12-24"	Days to harvest 95-105. SHU 350,000 Zone 10(30°)	○
	annuum 'Habañero White' *New* •This creamy-white fruit is a favorite for its smoky taste and extreme heat.	H16-18" W12-18"	Days to harvest 95-105 SHU 350,000 Zone 10(30°)	○
	annuum 'Jalapeño' •Add some spice to your salsa with these tapered chili peppers! Deep green 3" fruit mature to an intense red. Plants have a long harvest period. Also good for pickling, drying, roasting and stuffing.	H18-24" W18-24"	Days to harvest 75-85. SHU 2,500-10,000 Zone 10(30°)	○
	annuum 'Jalapeño Giant' *New* •This pepper is one of the largest Jalapeno there is, Perfect for stuffing. Vigorous growth habit allows for high yields of peppers. Branches will need support to hold up these large peppers.	H18-24" W12-16"	Days to harvest 70-75 SHU 1,000-5,000 Zone 10(30°)	○
	annuum 'Jalapeño Orange' •This is just like your traditional Jalapeño with 3" fruit but intense orange in color when ripe. Plants have a long harvest period. Also good for pickling, drying, roasting and stuffing.	H18-24" W18-24"	Days to harvest 75-85. SHU 2,500-10,000 Zone 10(30°)	○
	annuum 'Jalapeño Purple' •This is just like your traditional Jalapeño with 3" fruit but deep purple in color when ripe. The peppers emerge a deep green with the purple tone quickly saturating the skin, and eventually ripening to blood red. Plants have a long harvest period. Also good for pickling, drying, roasting and stuffing. Can be frozen for later use.	H18-24" W18-24"	Days to harvest 75-85. SHU 2,500-10,000 Zone 10(30°)	○
	annuum 'Mad Hatter' •This exotic pepper wins on uniqueness alone! However, the plant's vigor, earliness, high yields, large size and awesome citrusy taste make it a must have. Flattened-disc shaped fruit has lobes and wings.	H36-48" W18-24"	Days to harvest 75-80 SHU mild Zone 10(30°)	○
	annuum 'Mini Bell Mix' •A mix of orange red and chocolate. Each plant produces small but stocky fruits. Well branched plants produce high numbers of deliciously sweet mini peppers.	H10-12" W10-14"	Days to harvest 65-75. SHU 0 Zone 10(30°)	○



annuum 'Mosquetero' Ancho Poblano •The fruit are long, tapering, high quality, firm and straight that mature from dark green to red. Suited for multiple harvests where it has the ability to maintain fruit size. The plants have good vigor, continuous setting ability and are adapted for long cycle production in a wide range of soils and climates. Heavy, glossy peppers are 6" long by 3" wide at the shoulders and slightly taper to a flat point. Mild to moderate heat.	H24-36" W18-24"	Days to harvest 80-90. SHU 250-1,500 Zone 10(30°)	○
annuum 'Ornamental Fish' *New* •The foliage of these plants are striated and speckled white and green leaves. The peppers themselves are a feast for the eyes. Starting as a solid creamy white, they develop into a light green with dark green striations, turning orange with dark brown striations until they finally mature into solid red peppers of flavorful culinary fire.	H18-24" W18-24"	Days to harvest 90-95 SHU 5,000-10,000 Zone 10(30°)	○
annuum 'Pretty and Sweet' •This pepper is mostly grown as an ornamental due to its attractive multicolored fruit but has a sweet delicious taste. Compact 18" plants are very attractive in ornamental gardens and containers. Early harvest, thicker walls and sweeter taste.	H18-20" W12-14"	Days to harvest 90-105 SHU 0 Zone 10(30°)	○
annuum 'Purple Beauty' •Beautiful 4" peppers with thick walls have a sweet and delicious flavor and mature from green to deep purple. Slice the fresh, blocky peppers up to add vibrant color to salads or vegetable trays. Also use for stuffing or to season cooked casseroles. Tobacco Mosaic Virus resistant. Very productive.	H18-24" W12-24"	Days to harvest 65-75. SHU 0 Zone 10(30°)	○
annuum 'Red Beauty' •A red bell pepper widely adapted to reliably turn red in almost any area of the country. Very thick-walled, heavy fruits are blocky, and about 4" long. Heavy yields of bright red, sweet peppers. Resistant to Tobacco Mosaic Virus. 70 days until mature green fruit can be harvested and will take an additional 2 weeks before the fruit turns red.	H24-36" W18-24"	Days to harvest 70-80. SHU 0 Zone 10(30°)	○
annuum 'Satan's Kiss' *New* •A popular, fast growing chili variety from southern Italy. These medium hot, red little poppers are the size of a golf ball. Traditionally this pepper is stuffed with anchovies and mozzarella and then grilled.	H18-24" W18-24"	Days to harvest 70-80 SHU 40,000-50,000 Zone 10(30°)	○
annuum 'Serrano del Sol' •Plant produces good yields of 3" long by ¾" wide hot peppers. Peppers are hot and turn from green, to orange, to red when mature. It also has a unique flavor, preferred by some over Jalapeños. Plant has green stems, green leaves, and white flowers. Excellent for making salsa, sauce and pickling. Early variety suitable for short season regions.	H24-32" W28-24"	Days to harvest 60-65. SHU 4,500-5,500 Zone 10(30°)	○
annuum 'Scorpion Butch T' •Looks like a sweet red pepper spent too much time in the sun. Bhut Jolokia was the previous record holder of "World's Hottest Pepper". This pepper is full of flavor and 2" long. Great addition to BBQ sauce.	H24-30" W16-18"	Days to harvest 85-100. SHU 1,250,000 Zone 10(30°)	○
annuum 'Super Chili' •An early bearing pepper, with a high yield of colorful and fiery hot 2.5" long peppers. Peppers are held upright. Former All-American winner. Great container or border plant and when planted in masses; it is very striking with its dozens of colorful peppers.	H24-30" W14-18"	Days to harvest 75-85. SHU 25,000-50,000 Zone 10(30°)	○
annuum 'Sweet Banana' •Heirloom variety. After 70 years this is still extremely popular. Large, pointed fruits measure 6-7" long and 1 1/2" across. The mild yellow peppers ultimately turn a bright red. Great for pickling. All American Selections.	H18-24" W10-12"	Days to harvest 70-75. SHU 0 Zone 10(30°)	○
annuum 'Thai Super Hot' •Intense heat with intense flavor makes this pepper a favorite in many Asian dishes! Beautiful 2-3" Thai dragon type peppers bear up to 300 fruits per plant. Matures to a vibrant fiery red.	H12-16" W18-24"	Days to harvest 75-80 SHU 100,000 Zone 10(30°)	○
annuum 'Trinidad Moruga Scorpion' *New* • Wrinkled, lantern-shaped fruits ripen to a searing red-orange.	H18-24" W18-24"	Days to harvest 90 SHU 2,000,000 Zone 10(30°)	○

POMEGRANATE *Punica***granatum 'Dwarf Red' *New***

•This showy, dense, dwarf shrub displays attractive orange-red single flowers at an early age, followed by bright orange-red ornamental fruit. Excellent for containers or for use in the garden. A very effective bonsai specimen. Thrives in hot, dry summer areas. Deciduous.

H24-36"
W24-36"Harvest in September
Zone 7(100)RASPBERRY *Rubus***'Fallgold' *New***

•An everbearing raspberry. It is an upright, thorny shrub which produces crops of gold-colored raspberries.

H48-60"
W18-24"Harvest summer-fall
Zone 5(-20°)**'Glencoe' *New***

•Easy to manage thornless bush produces a bumper crop of incredibly luscious gourmet purplish colored raspberries. Plants are compact enough to be grown in a large container.

H60-84"
W48-60"Harvest in summer
Zone 5(-20°)**'Heritage' *New***

•The classic Heritage is the best fall crop selection! This ever-bearing vine produces a moderate summer crop, followed by an abundant fall harvest of sweet berries. Unlike some, the fruit will not fall to pieces if picking is delayed a day or two; it stays firm and juicy. Excellent flavor for eating fresh or in jams. Deciduous.

H48-60"
W18-24"Harvest summer-fall
Zone 4(-30°)**'Meeker' *New***

•Large thimble shaped dark red fruit with a high sugar content that is excellent for eating fresh, freezing, canning or jams. Produces fruit on second year wood.

H48-96"
W48-96"Harvest late summer
Zone 5(-20°)RHUBARB *Rheum***hybridum 'Canada Red'**

•Produces large rich red stems on a hardy plant. Stems are excellent for cooking and baking pies. Harvest throughout summer; only stems are edible. **DO NOT EAT THE LEAVES.**

H24-36"
W24-36"Harvest after the first
growing season.
Zone 4(-30°)**hybridum 'Red Champagne' *New***

•An outstanding early variety with long, pale pink stems. It has a sweet taste and is easy to grow and trouble-free. **DO NOT EAT THE LEAVES.**

H30-40"
W32-40"Harvest after first
growing season.
Zone 5(-20°)**hybridum 'Valentine Red'**

•Beautiful dark red stalks make zesty, satisfying sauces or pies. Less acidic, so it is sweeter to the taste and needs much less sugar than other rhubarbs. Fast grower. Harvest a year sooner than with other varieties. **DO NOT EAT THE LEAVES.**

H24-30"
W24-36"Harvest after the first
growing season.
Zone 4(-30°)**hybridum 'Victoria'**

•The best cooking rhubarb, noticeably sweeter and milder than all others. Stalks are slender and very tender, not tough and stringy, so it's quick and easy to cook with. Plants are prolific; stalks green with red blush. **DO NOT EAT THE LEAVES.**

H36-48"
W24-36"Harvest after second
growing season.
Zone 4(-30°)STRAWBERRY *Fragaria***ananassa 'Fort Laramie'**

•Sweet, juicy berries are delicious in pies, jellies and for eating fresh. This everbearing variety is among the hardiest and has a tidy growth habit that spreads by runners to form a handsome groundcover. Attracts birds and butterflies. Prefers well-drained soil. Medium to large sized fruit.

H8-12"
W18-24"Harvest May-October
Zone 4(-30°)**ananassa 'Gasana'**

•Early bloomer of large pink flowers that continues to bloom after fruit is set. The fruit is juicy and sweet. This is a strong vigorous plant that produces several runners and is ideal for a basket or pot. Small to medium sized fruit.

H8-12"
W24-36"Harvest May-October
Zone 4(-30°)**ananassa 'Ruby Ann'**

•Compact plant produces very few runners. Sensational deep red flowers appear early in the season. Medium sized, very sweet everbearing fruit. Perfect for hanging baskets.

H8-12"
W24-36"Harvest June-
September
Zone 4(-30°)



ananassa 'Toscana' •This plant has decorative, large, rose blossoms and striking cone-shaped medium sized fruit. A strong plant producing several runners. Blooms late spring. Winner of FleuroStar Award 2011-2012.	H8-12" W14-18"	Harvest June-July Zone 5(-20°)	
'Delizz' *New* •'Delizz' is the first and only strawberry EVER to be an All-America Selection national winner. Compact, hardy plants produce a pleasing plethora of very sweet, conical mid-sized fruit on strong stems. Large, glossy seedless berries make for instant sweet treats. Vigorous hybrid doubles your berry bounty with two harvests: the first is summer's June harvest; the second, the fall harvest, lasts from August to September.	H10-24" W10-24"	Harvest mid season-late season Zone 3(-40°)	
SWEET POTATO Ipomea			
batatas 'Bonita' *New* •The sweeter sweet potato that delivers unbeatable sweetness. Tan skinned with a pink cast, bright white flesh with yellow tints.	H6-10" W36-48"	Days to harvest 90-100 Zone 10(30°)	
batatas 'Evangeline' *New* •Sweet typical orange fleshed variety. The combination of sugar and aroma-producing carotene ensures that no matter how prepared – baked, boiled or microwaved – the superior flavor comes through.	H6-10" W36-48"	Days to harvest 90-100 Zone 10(30°)	
TOMATILLO Physalis			
ixocarpa 'Super Verde' *New* •Extra large fruits are firm, weigh about 2-1/2 ounces each, have strong healthy husks, an attractive green color and excellent vigor.	H36-48" W24-36"	Days to harvest 75-85 Zone 10(30°)	
TOMATO Lycopersicon			
esculentum 'All Star' •The ideal pot tomato, 7oz. red beefsteak, super strong stem and protective rugosa leaf Cage it to support the weight of tomatoes.	H36-48" W18-24"	Days to harvest 60-70 Zone 10(30°)	
esculentum 'Better Boy' •Large, firm, red fruit is excellent for eating fresh from the vine. Fruit weighs in at 10 oz. or more. Indeterminate: may require staking. Grow in full sun for sweetest flavor.	H48-60" W24-48"	Days to harvest 65-75. Zone 10(30°)	
esculentum 'Big Beef' •This disease-resistant variety produces large, uniform red fruit. Tomatoes are big and meaty with a delicious flavor for eating fresh off the vine. Indeterminate: may require staking. Grow in full sun for sweetest flavor. 1994 AAS winner.	H48-60" W24-36"	Days to harvest 70-80. Zone 10(30°)	
esculentum 'Big Brandy' •The result of crossing 2 classic heirloom tomatoes. Brandywine and Big Dwarf for a 12-15 ounce, husky tomato with distinctive, deeply pleated fruit that's juicy, sweet and balanced with a touch of acid. Blushing beefsteak has higher yields and fewer blemishes for a better performance.	H48-60" W36-48"	Days to harvest 70-80 Zone 10(30°)	
esculentum 'Bush Early Girl' •This compact variety yields large crops of red tomatoes. Fruit is flavorful and sweet. Plants are disease resistant. Good for areas with a short growing season. Determinate: no staking necessary.	H18-36" W24-36"	Days to harvest 50-60. Zone 10(30°)	
esculentum 'Celebrity' •(AAS) VF1 & 2NT Large, glossy fruit on strong stems. F1 hybrid. Outstanding fresh or cooked. Semi determinate.	H36-48" W24-36"	Days to harvest 65-75. Zone 10(30°)	
esculentum 'Chef's Choice Pink' •Very large yields of 12-14 ounce pink beefsteak tomatoes. The perfect acid to sugar balance in this tomato make it a must for any home chef. Indeterminate potato leaf plants have good disease resistance.	H20-24" W18-24"	Days to harvest 75-85. Zone 10(30°)	
esculentum 'Chef's Choice Green' •Tangy sweet flavor and unconventional, attractive bright yellow-green fruits. You'll enjoy this disease free plant throughout the season with its dark green leaves and well-behaved form.	H48-60 20-24"	Days to harvest 85-90 Zone 10(30°)	

TOMATO *Lycopersicon* ContinuedEDIBLE
FAVORITES

esculentum 'Chef's Choice Orange' *New* •Developed from the orange heirloom Amana Orange. Its fruit averages 12 oz., have a beautiful orange exterior color and an internal color that is neon orange.	H48-60" W18-24"	Days to harvest 75-80 Zone 10(30°)	○
esculentum 'Chef's Choice Red' *New* •Produces 8 oz. globe-shaped, tomato-red, beefsteak-type tomatoes. Tomato lovers and culinary gardeners will want to grow this firm-fleshed delicacy that has just the right balance of acid to sugar.	H48-60" W18-24"	Days to harvest 75-80 Zone 10(30°)	○
esculentum 'Chef's Choice Yellow' *New* •Hearty, beefsteak-type, meaty fruits weighing 9 to 10oz. in a beautiful golden-yellow. Unusual sweet, citrus-like flavor with the perfect balance of sugars and acids. Huge crops of flattened, globe-shaped fruits measuring 6 to 7-in. across. Firm texture for perfect slices every time. Disease resistant.	H48-60" W18-24"	Days to harvest 75-80 Zone 10(30°)	○
esculentum 'Early Doll (4th of July)' •A very early maturing bright red globe tomato with excellent flavor that keeps on producing over a long season. High yield of 4-5 ounce almost round fruit on plants that show good disease resistance and heat tolerance. Indeterminate.	H24-36" W18-24"	Days to harvest 60-70. Zone 10(30°)	○
esculentum 'Early Girl' •Vines bear clusters of large tomatoes that have excellent flavor. This is a great, all-round, choice for your tomato needs. Resistant to disease. The large, meaty fruit with exceptional flavor are on dependable, strong vines that benefit from the support of a cage or stake, especially when loaded with fruit. Considered a semi-determinate plant.	H48-60" W18-24"	Days to harvest 55-65. Zone 10(30°)	○
esculentum 'Hamson (DX-52-12)' •Bushy, compact growth produces firm red fruit with great flavor. Excellent for canning and eating fresh. Developed at Utah State University to set fruit under adverse conditions. Determinate: no staking necessary.	H24-36" W18-24"	Days to harvest 60-70. Zone 10(30°)	○
esculentum 'Heatwave II' •These are great tasting tomatoes that perform exceptionally well in the most intense summer heat. The round, 6-7 oz. fruits on compact plants are extremely disease resistant.	H36-40" W18-24"	Days to harvest 60-70. Zone 10(30°)	○
esculentum 'La Roma III' •Bright red pear-shaped fruit are thick and meaty with few seeds. Great tomato for cooking and canning. Disease tolerant. Determinate.	H34-48" W24-36"	Days to harvest 65-75. Zone 10(30°)	○
esculentum 'Lemon Boy' •Beautiful globed lemon-yellow fruit with mild flavor. Plants adapt well to variable conditions. Wonderful in fresh salads or vegetable trays. Indeterminate: may require staking. Grow in full sun for sweetest flavor.	H36-48" W24-36"	Days to harvest 70-80. Zone 10(30°)	○
esculentum 'Lemon Cherry' •Pale yellow fruits have a sweet, juicy flavor. Harvest for eating fresh, add whole or sliced to fresh salads, or add some to vegetable trays for colorful garnish. Ideal for container gardening.	H36-48" W24-36"	Days to harvest 55-65. Zone 10(30°)	○
esculentum 'Marriage Big Brandy' •The result of crossing 2 classic heirloom tomatoes, Brandywine and Big Dwarf, for a 12-15 ounce, husky tomato with distinctive, deeply pleated fruit that's juicy, sweet, and balanced with a touch of acid. This beautiful, blushing beefsteak has all its parents' cherished qualities along with earlier production, higher yields, fewer blemishes on the fruit and better all around garden performance. Semi-determinate plants.	H60-48" W36-48"	Days to harvest 70-80. Zone 10(30°)	○
esculentum 'Marriage Genuwine' •A cross of Costoluto Genovese x Brandywine. Genuwine produces fruit 1-3 weeks faster than the most common heirloom tomato in the country with yields up to 3 times as many fruit. It's a unique heirloom hybrid that maintains that distinctive sweet, luscious heirloom flavor that we all love, but it's even prettier than its heirloom parents, exhibiting significantly fewer blemishes. Keeps after harvest significantly longer.	H60-48" W36-48"	Days to harvest 55-65. Zone 10(30°)	○



esculentum 'Mega Bite' •With fruit that are 3-4" in diameter, these beefsteaks weigh between 4-6 oz. Expect up to 60 tomatoes from every plant. Compact enough to grow in a container yet strong enough to grow big fruit. The fruit is bright red, round, beautiful and resistant to cracks. Determinate.	H12-24" W18-24"	Days to harvest 55-65. Zone 10(30°)	○
esculentum 'Mountain Fresh Plus' •This is one of most sought after Mountain tomatoes, as it features better flavor and larger fruits that are firm, smooth and have a sweet, mild taste. Dark red, 10 oz fruits are very uniform in size; crack and nematode resistant. Determinate.	H36-48" W24-36"	Days to harvest 60-70. Zone 10(30°)	○
esculentum 'Parks Whopper' •Earlier and tastier than the original Whopper, with big red, 4" fruit that features improved disease and crack resistance, as well as a more uniform fruit size. Pick right until frost.	H36-48" W24-36"	Days to harvest 60-65 Zone 11(40°)	○
esculentum 'Tye Dye' •Bicolor gold and red hybrid delivers all the taste of popular heirloom tomatoes, with bigger yields, consistent form and better disease resistance. Indeterminate.	H24-36" W24-36"	Days to harvest 65-75. Zone 10(30°)	○ 🦋
esculentum 'Ruby Crush Grape' *New* •This variety has sugar-acid balanced fruits that resist cracking. Smooth, bright red fruits are solid, oval, and weigh about 1/2 ounce each. Unlike other determinate grape varieties, compact plants are strong, have good leaf cover preventing sun damage and require minimal support.	H18-24" 15-18"	Days to harvest 60-70 Zone 10(30°)	○
esculentum 'Sub Arctic Plenty' •Produces good yields of 4 oz. red tomatoes. One of the world's earliest tomatoes to produce fruit, sets fruit under 50 degrees. Disease resistant. Allegedly developed by the US Military in the 1940's to provide fresh tomatoes to the troops in Greenland. Determinate.	H48-60" W24-36"	Days to harvest 45-55. Zone 10(30°)	○
esculentum 'Sun Sugar' •Plant produces heavy yields of flavorful, sweet and juicy orange cherry tomatoes. Tomatoes grow in clusters and turn orange when mature. This variety has thin skin and is crack resistant. Disease resistant.	H48-60" W24-36"	Days to harvest 65-75. Zone 10(30°)	○
esculentum 'Super Fantastic' •Plant produces heavy yields of large round red tomatoes all season long. Tomatoes are juicy, meaty, and very flavorful. Tall plant, does well in most regions. Disease resistant.	H48-60" W24-36"	Days to harvest 65-75. Zone 10(30°)	○
esculentum 'Supersweet 100' •Super-sweet, mouth-watering cherry tomatoes are extra high in vitamin C. High yields are produced throughout the season. A delectable addition to salads and vegetable trays, and for eating fresh. Indeterminate: may require staking. Grow in full sun for sweetest flavor.	H48-60" W18-24"	Days to harvest 60-70. Zone 10(30°)	○



Heirloom Tomatoes

EDIBLE FAVORITES	esculentum 'Amish Paste' •Acquired from the Amish near Lancaster, PA. The fruit is bright red, 8-12 oz. and vary in size from ox-heart to rounded plum. The delicious flesh is juicy and meaty. Excellent paste tomato for sauces or eating fresh. Indeterminate, will need staking.	H24-36" W24-36"	Days to harvest 80-90. Zone 10(30°)	○ 🦋
	esculentum 'Big Rainbow' •Plant produces good yields of 1 to 2 lb. bi-colored beefsteak tomatoes. Tomatoes have a fruity sweet flavor and turn to gold and red when mature. A family heirloom variety from Germany.	H48-60" W24-36"	Days to harvest 85-95. Zone 10(30°)	○ 🦋
	esculentum 'Big Zac' •This prize-winning variety has been known to produce fruits weighing up to 6 lbs. Huge, glossy-red beefsteaks are ideal for slicing and sandwiches.	H36-48" W24-36"	Days to harvest 75-85. Zone 10(30°)	○ 🦋
	esculentum 'Black Cherry' •The only true black cherry tomato. This variety is a vigorous grower that yields an abundant crop in huge clusters of 1" round, juicy, mahogany-brown cherry tomatoes. Delicious sweet taste. Indeterminate, may need staking.	H48-60" W24-36"	Days to harvest 60-70. Zone 10(30°)	○ 🦋
	esculentum 'Black Krim' •This unique heirloom variety is considered one of the best 'black' tomatoes around. Indeterminate plants produce large 6" fruit that weight 10-16 oz. each. Heat tolerant. Rich, slightly salty flavor makes them an ideal addition to salads.	H48-60" W24-36"	Days to harvest 75-85. Zone 10(30°)	○ 🦋
	esculentum 'Black Prince' •Plant produces good yields of medium-size reddish-black tomatoes. Tomatoes have a rich tomato flavor after they turn reddish-black. A heirloom variety from Russia; a true Siberian tomato that can handle higher elevations. Fruit sets at much cooler temperatures in comparison of other tomatoes.	H48-60" W24-36"	Days to harvest 60-70. Zone 10(30°)	○ 🦋
	esculentum 'Bloody Butcher' •Early all-purpose tomato high in acid and great tasting. Due to its early fruit, the plant tends to stay smaller and more compact than traditional tomatoes while forming clusters of 5-9, 2" round deep red fruits. Indeterminate.	H24-48" W12-18"	Days to harvest 55-65. Zone 10(30°)	○ 🦋
	esculentum 'Brandywine Red' •The exquisite flavor of these very large fruits will delight and are meaty and rich. Excellent fresh from the vine or cooked for sauces, pasta dishes or casseroles. Indeterminate: may require staking. Grow in full sun for sweetest flavor.	H48-60" W24-36"	Days to harvest 75-85. Zone 10(30°)	○ 🦋
	esculentum 'Cherokee Purple' •Abundant, medium-sized fruits are very sweet and juicy with a smoky flavor. Thick, rosy brown skin resists cracking. Good foliage cover prevents sunburn. Indeterminate.	H48-60" W24-36"	Days to harvest 80-90. Zone 10(30°)	○ 🦋
	esculentum 'Delicious' •Huge solid scarlet fruits average 1 lb. or more. Smooth, crack-free, excellent slicer with delicious flavor. This tomato still holds the world record of weighing in at 7 lbs. Plant produces good yields of gigantic, meaty fruit with very few seeds. Indeterminate.	H48-60" W24-36"	Days to harvest 75-85. Zone 10(30°)	○ 🦋
	esculentum 'Elberta Peach' •Peach-like in appearance' complete with fuzzy leaves. Plant produces heavy yields of 1-2", 3 oz. flavorful fruit. With bright red and regal gold stripes, this tomato will definitely get some attention. An excellent gourmet tomato. Determinate.	H36-48" W18-24"	Days to harvest 60-70. Zone 10(30°)	○ 🦋
	esculentum 'Glacier' •A very early tomato variety that is hardy and cold tolerant in comparison to other tomato types. Produces 2" size fruit that weigh about 2-3 oz. Fruit will set under 55 degrees. This plant is one of the first to have fruit while still maintaining a great flavor. Determinate.	H48-60" W24-36"	Days to harvest 50-60. Zone 10(30°)	○ 🦋
	esculentum 'Great White' •Plant produces good yields of large 10-16 oz. white tomatoes. Tomatoes are very sweet and turn to a creamy white color when mature. Great in salads and for making sauces. Also known as Great White Beefsteak. Crack resistant.	H48-60" W36-48"	Days to harvest 80-90. Zone 10(30°)	○ 🦋



esculentum 'Green Zebra' •Relatively small 2-3" fruit with a good old fashioned tomato flavor. The vines are vigorous but not that tall. At maturity, the fruit will turn a golden green with forest green stripes. Great for brightening up salads, sandwiches, sauces or for pickling. Indeterminate, may need staking.	H24-48" W18-30"	Days to harvest 65-70. Zone 10(30°)	○ 🦋
esculentum 'Indigo Rose' •Stunning clusters of 2-3" purple-black fruits that turn a rosy-red when ripe. Deep red flesh with strong acidic flavor. High levels of anthocyanin. Breeder's rule of thumb: If you think it's ripe, wait three more days before you pick it.	H24-36" W24-36"	Days to harvest 65-75. Zone 10(30°)	○
esculentum 'Mortgage Lifter' •Exceptionally large, meaty, deliciously sweet tomatoes. They are borne on indeterminate vines producing heavy yields of 1-2 pound fruits. Very flavorful.	H48-60" W24-36"	Days to harvest 70-80. Zone 10(30°)	○ 🦋
esculentum 'Moskovich' •Fruits are early, deep red, and will set under 55 degrees. Rich flavor and a smooth-globe shaped fruit that weigh 4-6 oz. They have a small stem scar and are great eaten fresh or processed. Highly resistant to cracking. Indeterminate.	H48-60" W24-36"	Days to harvest 55-65. Zone 10(30°)	○ 🦋
esculentum 'Pineapple' •This delicious, very sweet, tangy, meaty beefsteak weighs up to 2 lbs. The huge yellow-gold fruit is often striped in red boasting fewer seeds and more solid interiors for an extra bite or two in every tomato.	H48-60" W24-36"	Days to harvest 90- 100 Zone 10(30°)	○
esculentum 'San Marzano' •The most famous of all paste tomatoes. This variety is a household name throughout Italy and the rest of Europe. These very productive plants produce 3 1/2" long, bright red, pear shaped, meaty plum tomatoes.	H36-48 W24-30	Days to harvest 75-80 Zone 10(30°)	○
esculentum 'Sasha's Altai' •Bright red, slightly flattened, 4-6 oz. fruits have thin skins and complex, award-winning flavor. Russian heirloom ripens early. Good for cool or high-altitude areas.	H24-36" W24-36"	Days to harvest 55-65 Zone 10(30°)	○
esculentum 'Skyreacher' •Small, round slicer has a beautiful striped red-purple exterior with excellent flavor. Upright habit.	H36-40" W24-36"	Days to harvest 70-75 Zone 11(40°)	○ 🦋
esculentum 'Siberian' •This heirloom sets fruit early with clusters of bright red tomatoes that weigh up to 5 oz. Determinate, compact bush habit. Plants will set fruit even in low temperatures of 40°. Undocumented lore is that this variety was smuggled out of the Soviet Union in 1975.	H24-36" W24-36"	Days to harvest 50-60 Zone 10(30°)	○
esculentum 'Silvery Fir Tree' •Silver carrot-like leaf makes this a very unique and unusual looking tomato. Compact plant with round 3" red fruit. Though smaller than many later cultivars, these red skinned tomatoes make a flavorful and colorful addition to green salads.	H24-36" W18-24"	Days to harvest 55-65 Zone 10(30°)	○
esculentum 'Striped German' •Super-flavored, red and yellow bicolored fruit has unusually well-defined stripes. Flat, medium to large sized with ribbed shoulders.	H48-60" W24-36"	Days to harvest 75-85 Zone 10(30°)	○
esculentum 'Stupice' •This Czech heirloom is a prolific producer of 2-2 1/2" round, ultra juicy fruit on a compact bush. Produces early with high yields in clusters of bright red tomatoes.	H24-36" W24-36"	Days to harvest 55-65 Zone 10(30°)	○
esculetum 'Valencia' •Produces smooth, round, 8-10 oz. orange fruit. Meaty interiors. This mid-season tomato is among the best for flavor and texture.	H36-48" W24-36"	Days to harvest 75-85 Zone 10(30°)	○
esculetum 'Viva Italia' •Outstanding vigorous plant with great flavor and high yields of red 3 oz. fruit. This paste tomato tastes great to eat right off the vine. Compact, determinate habit. Turns deep red when mature. Best tomato for soups and ketchup.	H36-48" W24-36"	Days to harvest 75-80 Zone 10(30°)	○
Trailing Tomatoes			
esculentum 'Tumbling Tom Red' •Perfect for hanging baskets and containers, this plant cascades 18" over the container's edge, bearing lots of yellow 1-2" cherry tomatoes that are deliciously sweet. Determinate, weeping habit.	H18-24" W18-24"	Days to harvest 65-75. Zone 10(30°)	○



Annual Grasses

Cordyline New Zealand native, this palm-like tree can grow as tall as 10-15 feet in height if allowed to grow multiple years. The flowers are white and are sweetly fragrant, followed by small green berries that turn cream to purple. Blooming will only appear after multiple growing seasons. Used mainly for its foliage as an accent plant.

australis 'Can Can' •This spiky-leaved evergreen has beautiful variegated leaves starting off an eye-catching red and pink, then aging to green and yellow.	H36-48" W36-48"	Late Spring-Frost Zone 9(20°)	○ ● ☼
australis 'Cha Cha' *New* •Yellow foliage	H24-36" W24-36"	Late Spring-Frost Zone 9(20°)	○ ● ☼
australis 'Electric Pink' *New* •Upright dark maroon leaves edged with shocking pink.	H24-36" W24-36"	Late Spring-Frost Zone 9(20°)	○ ● ☼
australis 'Pink Champagne' *New* •Green leaves with pink centers and cream edging.	H24-36" W24-36"	Late Spring-Frost Zone 9(20°)	○ ● ☼
australis 'Pink Passion' •Incredible bold neon pink leaf margins and gray-purple centers.	H36-48" W24-36"	Late Spring-Frost Zone 9(20°)	○ ● ☼
australis 'Red Sensation' •Crimson red	H36-72" W18-24"	Late Spring-Frost Zone 9(20°)	○ ● ☼
australis 'Red Star' •Dark red	H24-36" W18-24"	Late Spring-Frost Zone 9(20°)	○ ● ☼
australis 'Salsa' •This spiky-leaved evergreen has beautiful variegated leaves starting off an eye-catching red and pink, then aging to green and yellow.	H36-72" W18-24"	Late Spring-Frost Zone 9(20°)	○ ● ☼
australis 'Torbay Dazzler' •Ribbons of green and cream-gold with reddish highlights near the center.	H24-36" W24-36"	Late Spring-Frost Zone 9(20°)	○ ● ☼
indivisia 'Dracaena Palm' •Green	H24-36" W12-18"	Late Spring-Frost Zone 9(20°)	○ ● ☼

Cyperus Papyrus

involucratus 'Baby Tut' •Green foliage with mounding habit has heads of pendulous blades that bear greenish flower spikelets. Makes an exotic, tropical centerpiece that is shorter than its big brother 'King Tut'. Can be placed in water, but avoid covering the crown.	H18-24" W12-24"	Late Spring-Frost Zone 9(20°)	○ ● ☼
involucratus 'King Tut' •A vigorous grower with umbrella shaped leaf bracts. Makes an exotic, tropical centerpiece. 'King Tut' is a water garden friendly grass-like annual that can be planted in pots or the landscape as well. The large heads of pendulous blades bear greenish flower spikelets. Can be placed in water, but avoid covering the crown.	H32-54" W36-60"	Late Spring-Frost Zone 9(20°)	○ ● ☼
involucratus 'Prince Tut' •A nicely compact form about half the height of 'King Tut' but with same large poms on the end of the stems. It is quite sturdy and less likely to have stems flop.	H30-48" W24-36"	Late summer-frost Zone 9(20°)	○ ●

Isolepsis Fiber Optic Grass

cernua 'Live Wire' •Likes consistently moist soil but can handle dry conditons. Will grow in bogs or water gardens. Blooms late spring to early fall with a white to near white flower. Unique dark green grasslike plant is ideal for adding texture to mixed containers.	H10-12" W10-12"	Late summer-frost Zone 9(20°)	○ ●
--	--------------------	----------------------------------	-----

Melinus Ruby Grass

neriglume 'Pink Crystals' •This grass is small but showy. It has lush, blue-green foliage that turns purple-red in fall. The plants form dense, mounded clumps. The wiry, rolled leaves grow in tufts within the clumps. In the summer, soft fuzzy pink panicles are produced on stems. Peak bloom in late summer.	H12-24" W12-24"	Summer-Frost Zone 9(20°)	○ ●
--	--------------------	-----------------------------	-----

Milium *Golden Millet*

effusium 'Flashlights' •Chartreuse-green, slightly weeping foliage with a mounding habit. Plant in moist, well-drained soil. Delicate, white pinnacles appear in spring.	H18-24" W18-24"	Late Spring-Frost Zone 9(20°)	○ ● ☼
--	--------------------	----------------------------------	-------

Pennisetum *Fountain Grass*

'First Kight' •A royal flush of black purple foliage. It has center leaves that thrust skyward like broadsword blades and outer leaves that arch gracefully.	H48-54" W24-36"	Late Summer-Frost Zone 8(10°)	○ ●
purpureum 'Princess Molly' •Provides deep burgundy foliage. An ideal plant for smaller landscapes where color is desired, High disease resistance.	H14-20" W24-36"	Late Summer-Frost Zone 8(10°)	○ ●
purpureum 'Regal Princess' •Similar to 'Princess', with improved purple color and enhanced disease resistance. Blades grow deeper purple into summer.	H36-48" W24-36"	Late Summer-Frost Zone 8(10°)	○ ●
setaceum 'Cherry Sparkler' <i>Variegated Fountain Grass</i> •Foliage is green and cream variegated, and is overlaid with a soft pink blush. In cool temperatures the blush is highly expressed and plants are pink overall in appearance. Burgundy plumes stand above the foliage.	H24-36" W18-24"	Late Summer-Frost Zone 9(20°)	○ ●
setaceum 'Fireworks' <i>Variegated Fountain Grass</i> •Similar to Rubrum, with green, white and pink variegation.	H24-30" W12-36"	Late Summer-Frost Zone 9(20°)	○ ●
setaceum 'Red Riding Hood' <i>Dwarf Purple Fountain Grass</i> •A dwarf form of 'Rubrum', it sports bottlebrush-like pink blooms.	H12-18" W12-20"	Summer-Frost Zone 9(20°)	○ ●
setaceum 'Rubrum' <i>Purple Fountain Grass</i> •Long red-purple plumes on cascading purple foliage. A quick bloomer. Used as a bedding plant or in containers.	H36-48" W24-48"	Early Summer-Frost Zone 9(20°)	○ ●
setaceum 'Sky Rocket' •Mounding with cascading clumps of fine textured, bright variegated green and white foliage with pink plumes.	H24-36" W16-24"	Early Summer-Frost Zone 9(20°)	○ ●

Perennial Grasses

Andropogon *Big Blue Stem*

gerardii 'Blackhawks' *New* •Upright foliage starts dark green begins to turn purple in August as nights cool and is nearly black by late September.	H48-60" W12-24"	Late Summer-Fall Zone 3(-40°)	○ ♣ ☼
gerardii 'Cousin Karl' •Tight, upright habit. Sarts green-blue then its leaves, stems and flowers turn rich shades of purple-blue as the season progresses.	H30-36" W20-24"	Summer Zone 4(-30°)	○ ● ✂ ♣
gerardii 'Rain Dance' *Native & Waterwise* •Red-tipped foliage, deeper green than the species, turns completely maroon in fall. Up to 4" red flowers on red stems in varying tones. Seed heads branch into three parts making it look like a turkey's foot.	H60-72" W38-48"	Late Summer-Fall Zone 3(-40°)	○ ♣ ☼
gerardii 'Red October' *Native & Waterwise* •Burgundy-red tips from spring to fall on deep green foliage. Small burgundy flowers bloom in August on 5-6' red stems. Foliage color deepens to purple-red as the nights cool. When October frosts arrive, the entire plant turns a vivid scarlet providing fabulous late season color.	H60-72" W18-24"	Late Summer-Fall Zone 3(-40°)	○ ♣ ☼

Bouteloua *Blue Grama*

gracilis 'Blonde Ambition' *Native & Waterwise* •Native grass that grows in a wide range of soil types. Flag-like, beige flowers are held horizontally above blue-green foliage. Long lasting blonde seed heads provide exceptional winter interest.	H8-30" W10-18"	Summer-Fall Zone 3(-40°)	○ ♣ ☼
gracilis <i>Blue Grama Grass</i> *Native & Waterwise* •This grass is a tufted, warm season, Missouri native grass. Narrow, bluish-grey leaf blades, form a dense clump. Foliage turns golden brown in autumn. Purplish-tinged flowers appear on arching stems.	H12-24" W18-24"	Summer-Fall Zone 3(-40°)	○ ♣ ☼

**Calamagrostis Feather Reed Grass**

acutiflora 'Avalanche' •Green with a white stripe in the center. A variegated foliage that will still plume like a Karl Foerster although they're not as showy.	H48-60" W24-30"	Summer-Fall Zone 4(-30°)	○ ● ☀
acutiflora 'Eldorado' •Gold variegated form of Karl Foerster. Green leaves with bright gold center. Needs moisture in hot weather.	H48-60" W18-24"	Summer-Fall Zone 5(-20°)	○ ● ☀
acutiflora 'Karl Foerster' •Vertical habit, green leaves, golden flower plumes. Likes moist, well-drained soil. A favorite among landscapers.	H48-60" W24-30"	Summer-Fall Zone 4(-30°)	○ ● ☀ ✂ ☀
acutiflora 'Lightning Strike' *New* •Vertical habit of white leaves with dark green edges. Variegated Karl Foerster. Likes moist, well drained soil.	H48-60" W24-30"	Summer-Fall Zone 4(-30°)	○ ● ☀
acutiflora 'Overdam' •White edge with a green-striped center. A variegated foliage that will plume like a Karl Foerster although not as showy. Likes moist, well-drained soil.	H48-60" W24-30"	Summer-Fall Zone 4(-30°)	○ ● ☀
brachytricha Diamond •A clump-forming, warm season grass with bright green leaves. The feathery pink flowers fade to cream in fall and turn to gold in winter. Does well in wet and clay soils.	H36-48" W24-36"	Summer-Fall Zone 5(-20°)	○ ● ☀ ✂ ☀

Carex Sedge

buchananii 'Firefox' •Plants form upright clumps of very fine, hair-like leaves in a most unusual bronzy-cinnamon color. Outstanding as a color contrast in the border. Also nice in a rock garden or containers. Plants are inclined to self seed.	H12-24" W12-18"	Spring-Fall Zone 6(-10°)	○ ● ☀ ☀
buchananii 'Red Rooster' •Upright, finely-textured, bronze foliage. This one holds the color well. Plumes in late spring.	H16-20" W24-36"	Spring-Fall Zone 6(-10°)	○ ● ☀ ☀ ☀
comans 'Amazon Mist' •Milky green-on-green reverse Carex. Upright form has twisting tips, suited for small containers and mixed planters.	H10-12" W12-16"	Spring-Fall Zone 6(-10°)	○ ● ☀ ☀ ☀
comans 'Bronco' •Deep bronze-brown, thin foliage is gracefully arching, forming an attractive mound. Winter and early season growth is tinged a beautiful coppery-pink, tipped with silver. Great for containers or rock gardens.	H10-18" W18-24"	Spring-Fall Zone 6(-10°)	○ ● ☀ ☀ ☀
'Feather Falls' •Variegated cream and dark green foliage. Thick bladed leaves form a nice mound of attractive color. Prefers moist growing conditions.	H12-18" W18-24"	Spring Zone 5(-20°)	○ ● ☀
oshimensis 'Ice Cream' •Stark contrast of rich green and creamy-white margins on arching, spherical low mounds. Prefers moist growing conditions.	H8-12" W8-12"	Spring-Fall Zone 6(-10°)	○ ● ☀ ☀
testacea 'Orange Sedge' •Mounding form, fine-textured glossy foliage. Turns russet-orange in the fall. Great for autumn containers or as a mass planting along borders. Likes moist, well-drained soil. Self sows but is not aggressive.	H12-16" W12-16"	Spring-Fall	○ ● ☀ ☀

Chasmanthium Northern Sea Oats

latifolium 'Little Tickler' •A truly unique variety of Northern Sea Oats differing from the species having a more dwarf habit. It has interesting rolled dark green bamboo-like foliage. Large oat-like seed heads are a golden green.	H18-24" W12-18"	Late Summer-Fall Zone 5(-20°)	○ ● ☀ ☀ ☀
latifolium 'Northern Sea Oats' •Drooping seed heads hang in clusters. Green foliage turns bronze in fall and green seed heads turn purplish bronze by end of summer. Likes well-drained soil and tolerates poor soils. Cut back to the ground in early spring before new growth begins.	H30-36" W12-18"	Late Summer-Fall Zone 5(-20°)	○ ● ☀

Cortaderia Dwarf Pampas Grass

selloana 'Pumila' •This dwarf cultivar has mid-green leaves and densely tufted, silvery yellow plumes atop tall, upright stalks.	H36-72" W36-48"	Late Summer-Fall Zone 6(-10°)	○ ⊗
--	--------------------	----------------------------------	-----

Deschampsia Tufted Hair Grass

cespitosa *Native & Waterwise* •An ornamental grass that does well in moderately shady locations. Airy masses of finely branched, light green inflorescences rise above the neatly rounded tufts of narrow, dark green foliage.	H24-48" W12-24"	Early Summer-Fall Zone 4(-30°)	○ ●
cespitosa 'Northern Lights' •Creamy white, variegated leaves that turn pink in cold weather. Requires weekly watering and more often in hot summers.	H12-18" W12-36"	Early Summer-Fall Zone 5(-20°)	○ ● ⊗
cespitosa 'Pixie Fountain' •A miniature grass, with dark green foliage and yellow-gold plumes.	H16-24" W18-24"	Summer-Fall Zone 2(-50°)	○ ● ⊗

Erianthus Pampas Grass

ravennae Northern Pampas Grass •Truly one of the giants of the grass world. The tall white flower stalks extend high above the foliage. The foliage is a grey-green mound. Prefers well-drained soil.	H144-160" W72-96"	Late Summer-Fall Zone 5(-20°)	○ ☙ ⊗
---	----------------------	----------------------------------	-------

Festuca Fescue

glauca 'Beyond Blue' •Long, exaggerated, fine-textured foliage is a rich powder blue that stays bright all season. It is known for its tidiness and low maintenance habit.	H12-18" W16-18"	Summer-Fall Zone 4(-30°)	○ ⊗
glauca 'Boulder Blue' •This plant forms compact, cascading mounds of intensely blue, narrow leaves. Blooms are generally secondary, but this cultivar blooms more heavily than most.	H6-12" W6-12"	Summer-Fall Zone 4(-30°)	○ ☙ ⊗
glauca 'Elijah's Blue' •Possibly the best blue! Evenly rounded tufts of thin blue grass. Prefers loose, well-drained soil.	H8-18" W8-10"	Summer-Fall Zone 4(-30°)	○ ☙ ⊗
idahoensis Idaho Fescue *Native & Waterwise* •A modest sized native bunchgrass with beautiful blue-green, fine textured foliage. Known for its hardiness and very low maintenance.	H18-24" W10-16"	Late Spring-Fall Zone 3(-40°)	○ ● ☙ ⊗
idahoensis Siskiyow Blue Idaho Fescue *Native & Waterwise* •Clumping, graceful, upright habit. Native Idaho blue fescue.	H14-18" W8-16"	Summer-Fall Zone 5(-20°)	○ ☙ ☙ ⊗
mairei 'Atlas Fescue' •A large growing bunch grass that flowers with slender spikes of tawny brown flowers. Durable and long lived.	H24-36" W24-36"	Late Spring-Fall Zone 4(-30°)	○ ☙ ⊗

Helictotrichon Blue Oat Grass

sempervirens Blue Oat Grass •A beautiful silver-blue foliage; evergreen. Produces bright gold oat-like seed heads that hold its shape all season and can support snow load for winter interest.	H12-36" W18-36"	Spring-Fall Zone 4(-30°)	○ ✂ ☙
sempervirens 'Sapphire' •Bright blue leaves that widen as they mature. Densely packed sprays gently arch upward and fall casually back to the ground. Likes well- drained soil.	H18-20" W18-24"	Spring-Fall Zone 5(-20°)	○ ✂ ☙

Hierochloa

odorata Vanilla Grass *Native & Waterwise* •Native throughout North America. Glossy green leaves have a pleasant, vanilla fragrance. Used in herbal medicines and alcoholic beverages. Spreads by underground rhizomes. Will grow in different soil types but prefers rich, moist soils.	H12-24" W18-30"	Early Summer-Fall Zone 3(-40°)	○ ☙ ☙
--	--------------------	-----------------------------------	-------

GRASSES



PERENNIAL
FAVORITES

Juncus *Soft Rush* Warm-season grass. Warm-season grasses won't start growing until mid to late spring or even early summer. Their major growth and flowering happens when the weather is hot. They will usually turn shades of brown for the winter and is an elegant plant. Requires very little attention once is it well-established. Grows in any level of moisture from dry to standing water.

effusus 'Twisted Dart' •This shorter version stays more compact and can be used in hanging baskets. Offers the contrast of blue and green along with straight and twisted.	H8-12" W8-12"	Spring-Fall Zone 5(-20°)	○ ● ☞ ☹
effusus 'Twister' •Small, curly green leaves offer interesting and fun foliage. Upright habit. Thrives in wet conditions.	H12-18" W12-14"	Spring-Fall Zone 5(-20°)	○ ● ☞ ☹
inflexus 'Blue Arrows' •Strong, straight, upright habit with blue-green foliage works great in containers or planting in the garden.	H24-48" W12-20"	Spring-Fall Zone 5(-20°)	○ ● ☞ ☹
inflexus 'Blue Dart' •Compact, blue-foliaged grass that has a spray-type habit and is well-suited to small containers and baskets.	H12-16" W8-12"	Spring-Fall Zone 5(-20°)	○ ● ☞ ☹

Leymus *Blue Wildrye*

glaucus 'Blue Basin' *Perennial Favorites Exclusive* •A columnar powder-blue form with coarse, wide foliage provides a great vertical accent. Very drought and alkaline tolerant.	H60-72" W18-24"	Summer-Fall Zone 4(-30°)	○ ☞
glaucus var. glaucus *Perennial Favorites Exclusive* •This columnar grass is a richer, deeper blue than the regular species. Very drought and alkaline tolerant.	H60-72" W18-24"	Summer-Fall Zone 4(-30°)	○ ☞

Miscanthus *Maiden Grass*

oligostachyus 'Purpurensens' Autumn Flame •Leaves are a pleasant grey-green turning a brilliant red-orange in fall. Seed heads have a magenta hue changing to silky, white panicles as winter approaches.	H36-60" W24-40"	Late Summer-Winter Zone 4(-30°)	○ ☹
sinensis 'Cosmopolitan' Variegated Japanese Silver Grass •This is a very large, vigorous, ornamental grass with broad, weeping foliage and feathery beige flower heads.	H96-12" W30-36"	Late Summer-Winter Zone 4(-30°)	○ ☞ ☹
sinensis 'Gold Bar' •Forms an eye-catching clump of green leaves that are horizontally banded in creamy yellow from the base of the plant to the tips. This grass is strictly upright and compact in habit. Showy burgundy inflorescences appear just above the foliage.	H38-60" W24-36"	Fall-Winter Zone 5(-20°)	○ ☹
sinensis 'Gold Breeze' •Horizontal gold banding across the long, tapering leaves with a graceful cascading habit.	H60-48" W36-48"	Fall-Winter Zone 5(-20°)	○ ☹
sinensis 'Gracillimus' •Narrow arching foliage with plumes that are copper to red. Plant as a specimen, screen or with evergreen shrubs for winter interest.	H72-84" W36-72"	Fall-Winter Zone 5(-20°)	○ ☞ ☹
sinensis 'Little Miss' *New* •Lush green foliage emerges early spring, graduating to brilliant carmine and purple tones in summer; intensifying in fall. Foliage clumps retain their green coloration in the center, providing a two-tone effect. Red flowers set showy buff-colored seed heads in late summer that hold through fall.	H24-36" W24-36"	Late Summer-Winter Zone 4(-30°)	○ ☞ ☹

Muhlenbergia *Muhly Grass*

capillaris 'Pink Cloud' •Slender, smooth, glossy green blades that produce dark pink plumes.	H30-36" W24-36"	Fall Zone 5(-20°)	○ ● ☞
--	--------------------	----------------------	-------

GRASS
FAVORITES

LEGEND: ☞=Pollinator • ✂=Cut Flower • ☞=Drought Resistant • ☹=Deer Resistant
▲=Native/Waterwise • ○=Full Sun • ●=Part Sun • ●=Full Shade • H=Height • W=Width



reverchonii 'Undaunted' Ruby Muhly Grass •A native grass that is long-lived, low-maintenance and clumping with lovely reddish clouds of flowers. It thrives in most soils including alkaline clay and adapts to water-logging.	H18-30" W18-24"	Fall-Winter Zone 5(-20°)	○ ☿ ☼
Panicum Switch Grass			
virgatum 'Heavy Metal' •Leaves are silvery blue with a very upright habit. The upright nature creates a formal appearance softened only by its delicate seed heads. Tolerates a wide range of soils.	H60-72" W24-36"	Early Summer-Fall Zone 3(-40°)	○ ☼
virgatum 'Hot Rod' •A compact, drought and salt tolerant clumping grass with excellent vertical form. Blue-green foliage during the growing season turns a deep burgundy in summer. Airy purple flower panicles produce showy seed heads.	H36-48: W18-24"	Late Summer-Fall Zone 4(-30°)	○ ☿ ☼
virgatum 'Northwind' •A tall ornamental grass which features one of the best vertical forms of any Panicum. The leaves are olive-green to bluish-green topped with finely textured yellow plumes.	H24-36" W24-36"	Late Summer-Fall Zone 2(-50°)	○ ☾ ☿ ☼
virgatum 'Ruby Ribbons' •Soft green foliage, takes on a wine-red color in early summer. Flowers have wispy ornamental seed heads that appear in the fall.	H42-48" W22-34"	Late Summer-Fall Zone 4(-30°)	○ ☿ ☼
virgatum 'Shenandoah' •Best burgundy coloring of all panicum, turning deep red by mid summer. Tolerates a wide range of soils. Flowers have wispy ornamental seed heads throughout the fall and winter season.	H42-48" W28-34"	Late Summer-Fall Zone 4(-30°)	○ ☾ ☿ ☼
Pennisetum Fountain Grass			
alopecuroides 'Burgundy Bunny' •This is the only miniature variety to show some red color in summer followed by all-over blazing red color in the fall until frost. Short stature with narrow, green leaves and small tufted cream flower plumes.	H12-16" W12-16"	Summer-Fall Zone 5(-20°)	○ ☿ ☼
alopecuroides 'Hameln' •Fine textured foliage with seed heads that open greenish white, turning a creamy tan.	H12-24" W18-24"	Summer-Fall Zone 4(-30°)	○ ☿ ☼
alopecuroides 'Red Head' •Fine textured foliage with soft smokey-pink bottle-brush plumes. The leaves turn gold in fall.	H36-48" W24-36"	Summer-Fall Zone 5(-20°)	○ ☿ ☼
alopecuroides viridescens 'Moundry' •Dark green glossy foliage and large almost black foxtail-like flowers.	H24-30" W29-35"	Summer-Fall Zone 5(-20°)	○ ☿ ☼
orientale 'Karley Rose' •Fine textured deep green foliage with purplish rose plumes. Vigorous and very attractive. Prefers moist soil.	H30-40" W24-36"	Summer-Fall Zone 5(-20°)	○ ☿ ☼
orientale Oriental Fountain Grass •This is one of the most commonly used ornamental grasses due to its low growing habit and abundance of 3-4" light pink flowers. Foliage is dark green and 12-24" in height with blooms being an additional 12-24" above the foliage.	H24-48" W24-36"	Summer-Fall Zone 5(-20°)	○
Poa Bluegrass			
fendleriana Mini Oat *Perennial Favorites Exclusive* •This is a <u>Blue Oat Grass</u> look-a-like with it's similar blue-grey foliage and growth pattern. The blades are rough to the touch, stiff and tightly folded with boat-shaped tips.	H12-24" W10-12"	Summer-Fall Zone 4(-30°)	○ ☿

GRASSES



PERENNIAL
FAVORITES

glauca 'Blue Hills' Blue Meadow Grass

•It has tiny, delicate, high arching flowers and pleasant blue-green leaves. It is a cool season grass.

H8-10"
W10-12"

Summer-Fall
Zone 2(-50°)



Schizachyrium Little Blue Stem

scoparium 'Blaze' *Native & Waterwise*

•Fine-bladed native grass. Striking vertical effect with stunning fall color of reds and oranges.

H24-36"
W12-16"

Summer-Fall
Zone 3(-40°)

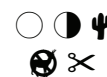


scoparium 'Little Arrows'

•This native grass has very upright, architectural qualities and foliage that turns bronze in cool weather.

H20-24"
W18-24"

Summer
Zone 4(-30°)



scoparium 'Prairie Blues' *Native & Waterwise*

•Native prairie grass. Upright, clump of pewter-blue foliage. Fall display is best with white seed heads and orange foliage. Soft wispy appearance.

H30-36"
W14-18"

Summer-Fall
Zone 3(-40°)



scoparium 'Prairie Munchkin'

•Stiff, upright plumes of steel blue persist from July to November, then fades to a strawberry blonde color. It is perfect for poor soils and dry garden spots.

H24-30"
W20-24"

Summer-Fall
Zone 3(-40°)



scoparium 'Standing Ovation'

•Sturdy, upright stems with a blue cast that is dark purple closer to the base. It has brilliant fiery-colored foliage through fall. The blades are thicker than other varieties.

H36-48"
W12-18"

Summer-Fall
Zone 3(-40°)



Sisyrinchium

demissum Stiff Blue-eyed Grass *Native & Waterwise*

•Delicate, nodding grass-like perennial that has small blue flowers with yellow centers.

H12-20"
W12-20"

Summer-Fall
Zone 3(-40°)



Sorghastrum Indian Grass

nutans 'Indian Steel' *Native & Waterwise*

•Clumping native grass with metallic blue foliage. Upright golden-brown flowers are large and very attractive. Foliage turns to a bright coppery-brown after frost.

H36-72"
W24-36"

Summer-Fall
Zone 3(-40°)



nutans 'Thin Man'

•A selected form of native Indiangrass. It has very blue foliage and a narrow, very upright growing habit.

H60-72"
W24-30"

Late Summer
Zone 4(-30°)



Sporobolus

airoides Prairie Dropseed *Native & Waterwise*

•Useful for large scale groundcover, erosion control and for revegetation. Flowers are delicate and excellent for dried arrangements. Foliage color is medium green; blade width is narrow.

H24-40"
W18-30"

Summer-Fall
Zone 4(-30°)



heterolepsis 'Morning Mist' *New*

•Magnificent fountain of fine textured, emerald-green leaves.

H24-48"
W24-36"

Summer
Zone 3(-40°)



heterolepsis Prairie Dropseed

•Reddish to purplish tones with an open form. Pink flowers form a mist-like display. Loves moisture and fertilizer. Upright, arching native grass. Emerald green, fine-textured blades. Turns orange and gold in fall.

H24-36"
W20-24"

Summer
Zone 3(-40°)

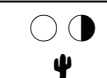


wrightii Giant Sacaton

•Foliage is green with large golden seed heads that turn a lovely golden color in the winter months. It is very drought tolerant but needs a couple of deep waterings through dry months.

H60-84"
W60-72"

Summer-Fall
Zone 5(-20°)



Stipa Mexican Feather Grass

tenuissima 'Pony Tails'

•Green foliage is very fine and soft to the touch. Flowers are feathery, ripening to golden brown. This is a great choice for mass plantings.

H24-30"
W12-24"

Summer-Fall
Zone 6(-10°)



GRASS
FAVORITES

Achillea Yarrow Fragrant fern-like foliage. Tolerates poor soils.			
ageratifolia Greek Yarrow •Low growing evergreen. Silver foliage with bright white flowers on short stems.	H4-6" W12-24"	Late Spring-Summer Zone 4(-30°)	○ ♀ ⊗ ♀
'Little Moonshine' •Bright gold with cut grey green foliage. Miniature version of Moonshine.	H8-12" W10-12"	Summer-Early Fall Zone 3(-40°)	○ ♀ ♀
millefolium 'Paprika' •Ruby-red with a gold center.	H18-24" W18-24"	Summer-Early Fall Zone 3(-40°)	○ ♀ ♀
millefolium 'Terra Cotta' •Pronounced, silvery foliage and sturdy stems support bright peach flowers that slowly turn to rich hues of reds and oranges.	H24-36" W12-24"	Summer-Early Fall Zone 3(-40°)	○ ♀ ♀
'Moondust' •This plant is blanketed in stunning buttery yellow flat-top flowers that grow over gray-green foliage.	H12-30" W12-30"	Summer-Early Fall Zone 4(-30°)	○ ♀ ✂ ♀
'Moonshine' •Bright yellow flowers with silvery foliage.	H18-24" W18-24"	Summer-Early Fall Zone 3(-40°)	○ ♀ ♀
tomentosa 'King Edward' •Small clusters of primrose-yellow flowers with fuzzy, olive-green leaves.	H4-10" W8-12"	Summer-Early Fall Zone 3(-40°)	○ ♀ ♀
Desert Eve Series This compact series is an upright, clump-forming, herbaceous perennial with finely-divided, dark green leaves. In summer, erect stems bear flat clusters of flowers.			
'Deep Rose' •Large 4" rose flower heads grow over fragrant fern-like foliage.	H12-18" W14-18"	Summer-Early Fall Zone 4(-30°)	○ ♀ ✂ ♀
'Red Improved' •Large 4" deep red flower heads grow over fragrant fern-like foliage.	H12-18" W14-18"	Summer-Early Fall Zone 4(-30°)	○ ♀ ✂ ♀
'Terracotta' •Large 4" pale orange flower heads grow over fragrant fern-like foliage.	H12-18" W14-18"	Summer-Early Fall Zone 4(-30°)	○ ♀ ✂ ♀
'Yellow' •Large 4" bright yellow flower heads grow over fragrant fern-like foliage.	H12-18" W14-18"	Summer-Early Fall Zone 4(-30°)	○ ♀ ✂ ♀
New Vintage Series (millefolium) The Vintage Series contains deep colors that mature to attractive shades instead of fading to brown. Excellent rebloom. Tidy, tight habit makes them superior for containers and the garden.			
'Red' •Showy flat-top red flowers with creamy white eyes.	H12-14" W10-12"	Summer-Early Fall Zone 4(-30°)	○ ♀ ♀
'Rose' •Showy flat-top rose flowers with creamy white eyes.	H12-14" W10-12"	Summer-Early Fall Zone 4(-30°)	○ ♀ ♀
'Violet' •Showy flat-top violet flowers with creamy white eyes.	H12-14" W10-12"	Summer-Early Fall Zone 4(-30°)	○ ♀ ♀
'White' •Showy flat-top solid white flowers with creamy white eyes.	H12-14" W10-12"	Summer-Early Fall Zone 4(-30°)	○ ♀ ♀
Tutti Frutti Series (millefolium) Heat loving and very low-maintenance varieties. They are characterized by their uniform flowering, long bloom time, robust upright habit, and disease resistant foliage. They produce an abundant amount of large, colorful flower clusters on sturdy, compact stems.			
'Pomegranate' •Rich, velvety red flowers on outstanding robust upright foliage.	H18-24" W12-18"	Summer-Early Fall Zone 4(-30°)	○ ♀ ♀
Acinos Alpine Rock Thyme			
alpinus Alpine Rock Thyme •Forms a low cushioned mound with tiny green leaves. Clusters of bright magenta to purple flowers through most of the summer.	H4-8" W12-16"	Summer Zone 4(-30°)	○ ♀ ♀

PERENNIALS



PERENNIAL
FAVORITES

Aconitum *Monkshood* Each flower is shaped like a helmet or hood, hence it's common name. Foliage is deeply cut, glossy and dark green. Foliage can irritate skin; leaves and roots are toxic.

carmichaelii 'Royal Flush' •Deep blue	H20-24" W12-24"	Mid Summer Zone 4(-30°)	○ ● ☼
fischeri <i>Azure Monkshood</i> •Lavender-blue	H18-24" W12-18"	Mid Summer Zone 4(-30°)	○ ● ☼
napellus <i>Common Monkshood</i> •Violet-blue	H36-42" W12-18"	Mid Summer Zone 4(-30°)	○ ● ☼

Aegopodium *Bishops Weed*

podagraria 'Variegatum' <i>Snow on the Mountain</i> •Rapid spreading groundcover with green and white variegated foliage and white flowers. Will grow in difficult spots.	H6-14" W24-36"	Late Spring Zone 3(-40°)	● ● ☼
---	-------------------	-----------------------------	-------

Aethionema

schistosum <i>Persian Stonecress</i> *Native & Waterwise* •Fragrant soft pink flower clusters cover the plant. Evergreen foliage consists of small blue-green leaves. Excellent for alpine and rock gardens. Prefers well drained soil. Reseeds.	H10-12" W12-16"	Spring-Mid Summer Zone 4(-30°)	○ ☼ ▲
--	--------------------	-----------------------------------	-------

Agastache *Hyssop* One of the most rewarding perennials to grow. These versatile perennials are excellent in the border, and are just as happy for the summer in a container. These flowers are attractive to hummingbirds and butterflies. Fragrant and drought tolerant. Tubular shaped flowers are long blooming. All varieties have fragrant licorice-like scent to the foliage.

aurantiaca 'Coronado' •Silver-green leaves with yellow and orange tubular blooms.	H16-20" W12-18"	Summer Zone 4(-30°)	○ ● ☼ ✂ ☼
aurantiaca 'Kiowa Sunset' *Native & Waterwise* •Tubular butter yellow flowers on bushy dark green plants.	H18-24" W14-18"	Late Summer-Fall Zone 4(-30°)	○ ☼ ☼ ☼ ▲
aurantiaca 'Navajo Sunset' *Native & Waterwise* •Citrus scented dark green foliage with bright orange tubular flowers.	H18-24" W12-16"	Late Summer-Fall Zone 5(-20°)	○ ☼ ☼ ☼ ▲
cana 'Blue Boa' •Deep violet-blue flower spikes over green foliage.	H24-32" W12-16"	Summer Zone 5(-20°)	○ ● ☼ ✂ ☼
cana 'Sonoran Sunset' •Large lavender rose tubular flowers on grey-green foliage.	H14-16" W12-16"	Summer Zone 4(-30°)	○ ● ☼ ✂ ☼
'Pstessene-Coronado Red' •Brilliant crimson and maroon tubular shaped flowers, very unique bloom and compact habit.	H14-18" W12-16"	Summer Zone 5(-20°)	○ ● ☼ ✂ ☼
rugosa 'Little Adder' •More compact and better branching produces purple-lavender tubular shaped flowers.	H12-18" W8-12"	Summer Zone 5(-20°)	○ ● ☼ ✂ ☼
rupestris 'Apache Sunset' •Forms a bushy clump, bearing short spikes of salmon-orange flowers with silvery, aromatic foliage.	H14-24" W12-18"	Summer Zone 4(-30°)	○ ☼ ✂ ☼































Arizona Series (hybrida) This series is native to North America and is well adapted to the mountainous and arid climates of the western United States. Drought tolerant once established; intolerant of damp soils.

'Sandstone' •Orange colored plumes are dense with a sweet honey-mint scent, compact habit and long lasting.	H8-12" W8-12"	Summer Zone 6(-10°)	○ ● ☼ ✂ ☼
'Sun' •First year flowering plant with yellow-gold flowers, compact and uniform habit.	H8-12" W8-12"	Summer Zone 6(-10°)	○ ● ☼ ✂ ☼
'Sunset' •Flower spikes are blending shades of orange, pink and lavender on a compact habit.	H8-12" W8-12"	Summer Zone 6(-10°)	○ ● ☼ ✂ ☼































PERENNIAL
FAVORITES

LEGEND: ☼=Pollinator •✂=Cut Flower •☼=Drought Resistant •☼=Deer Resistant
▲=Native/Waterwise •○=Full Sun •●=Part Sun •●=Full Shade •H=Height •W=Width

























Kudos Series Very unique, super hardy with an impeccable habit and better disease resistance. This series is very tolerant of wet, cold soils. Bright, cheery colors flower non-stop from midsummer into the autumn and they're easy to grow.

'Ambrosia' •Creamy coconut, pale orange and light rose-pink spikes have an, airy appearance.	H12-18" W12-16"	Summer-Fall Zone 5(-20°)	     
'Coral' •Coral plumes dense with a sweet honey-mint scent.	H12-18" W12-16"	Summer-Fall Zone 5(-20°)	     
'Gold' *New* •Gold-orange	H12-18" W12-16"	Summer-Fall Zone 5(-20°)	     
'Mandarin' •Bright orange plumes have a neat, tight appearance for many.	H12-18" W12-16"	Summer-Fall Zone 5(-20°)	     
'Silver Blue' •Clear light blue flowers are held in plump spikes on deep green foliage.	H12-18" W12-16"	Summer-Fall Zone 5(-20°)	     

Ajuga Bugleweed (reptans) A common perennial ground cover. It is fast growing and easy to grow. Most are very hardy, and have attractive leaves and lovely flowers. Can take morning sun.

'Black Scallop' •Lush dark burgundy-black foliage blankets the ground with blue flower spikes.	H4-6" W10-24"	Spring Zone 3(-40°)	     
'Chocolate Chip' •Depending on the amount of sunlight, the leaves are a mix of rich chocolate-purple and green.	H4-6" W8-10"	Spring Zone 3(-40°)	     
'Dixie Chip' *New* •Shades of purple, blue and green.	H4-6" W8-10"	Spring Zone 3(-40°)	     
'Pink Lightning' •Clumps of attractive variegated foliage are topped in spring with short spikes of mauve-pink flowers.	H4-6" W10-12"	Spring Zone 3(-40°)	     
'Silver Queen' •Variegated foliage that is silvery green and cream with pale blue flowers.	H4-6" W12-24"	Spring Zone 3(-40°)	     

Alcea Hollyhock (rosea) Stately, short-lived perennial that easily self-seeds and can establish colonies in the garden that persist for years. Plant hollyhocks at the back of the border or along fences and walls.

'Halo Mix' •The majestic stems are lined with bi-color single flowers, each floret displaying a contrasting halo and glowing eye of purple, rose, red, salmon, yellow and white.	H48-60" W18-24"	Summer Zone 4(-30°)	     
'Queeny Mix' •A dwarf double that produces a profusion of large, fully double blooms that are purple, rose, red, salmon, yellow and white.	H24-30" W12-18"	Summer Zone 4(-30°)	     
'Spring Celebrities Mix' *New* •This plant produces large, double blooms of pink, orange, white and yellow on a shorter stock.	H24-30" W18-24"	Summer Zone 4(-30°)	     
'Summer Carnival Mix' •This cottage heirloom produces sturdy stems covered with semi-double and double blooms in bright clear shades of yellow, scarlet, rose, pink, white and rose-red.	H36-48" W18-24"	Summer Zone 4(-30°)	     



Alcea *Hollyhock* (rosea) Continued

Chater's Series Saucer shaped double blossoms with medium green leaves that are round with lobed and pleated edges.

'Chamois-Rose' •Light pink	H48-60" W24-36"	Summer Zone 4(-30°)	○ ● ☞ ☜
'Golden Yellow' •Golden yellow	H48-60" W24-36"	Summer Zone 4(-30°)	○ ○ ☞ ☜
'Maroon' •Maroon	H48-60" W24-36"	Summer Zone 4(-30°)	○ ● ☞ ☜
'Red' •Velvet-red	H48-60" W24-36"	Summer Zone 4(-30°)	○ ● ☞ ☜
'Salmon' •Salmon-pink	H48-60" W24-36"	Summer Zone 4(-30°)	○ ○ ☞ ☜
'White' •White with small yellow centers.	H48-60" W24-36"	Summer Zone 4(-30°)	○ ○ ☞ ☜

Spotlight Series Single flowers are produced on tall, sturdy stalks.

'Black Night' •Deep black-purple	H60-72" W18-24"	Summer Zone 4(-30°)	○ ○ ☞ ☜
'Mars Magic' •Bright red	H60-72" W18-24"	Summer Zone 4(-30°)	○ ○ ☞ ☜
'Polar Star' •Pure white	H60-72" W18-24"	Summer Zone 4(-30°)	○ ○ ☞ ☜
'Radiant Rose' •Bright pink	H60-72" W18-24"	Summer Zone 4(-30°)	○ ○ ☞ ☜
'Sunshine' •Bright yellow	H60-72" W18-24"	Summer Zone 4(-30°)	○ ○ ☞ ☜

Alchemilla *Lady's Mantle* (mollis) Attractive lobed leaves that are creased like a fan. Good in rock gardens and as a ground cover. Grows well in dry shade.

'Auslese' •Green to bright chartreuse flowers appear in clusters above scalloped, grey-green foliage.	H16-18" W18-24"	Late Spring Zone 3(-40°)	○ ○ ● ☞ ☜
'Gold Strike' *New* •Bright chartreuse flowers bloom above green foliage.	H12-18" W10-12"	Late Spring Zone 3(-40°)	○ ○ ● ☞ ☜
'Thriller' •Vivid golden-yellow flowers held on stems in open sprays above the scalloped bright green leaves.	H12-18" W12-18"	Late Spring Zone 3(-40°)	○ ○ ● ☞ ☜

Allium Close relatives of onions and leeks; which make them deer and wildlife resistant. They come in a variety of sizes, textures and colors. Leaves have an onion-like scent when crushed.

'Blue Eddy' *New* •Fragrant lilac-pink bloom with light silvery blue foliage.	H8-12" W8-12"	Late summer Zone 5(-20°)	○ ○ ● ☞ ☜
cernuum <i>Pink Nodding Onion</i> *Native & Waterwise* •Fine textured perennial with grass-like leaves and clusters of pink bell-shaped flowers. Leaves and flowers are edible.	H8-18" W4-6"	Late Summer Zone 4(-30°)	○ ○ ● ☞ ☜
'Millenium' •Compact, upright clump of thick glossy green leaves which emit a slight smell of onion when crushed. Grows bright rosy purple clusters of flowers on strong stems above the attractive foliage.	H14-20" W10-16"	Late summer Zone 5(-20°)	○ ○ ● ☞ ☜

LEGEND: ☞=Pollinator • ☞=Cut Flower • ☜=Drought Resistant • ☞=Deer Resistant
▲=Native/Waterwise • ○=Full Sun • ◐=Part Sun • ●=Full Shade • H=Height • W=Width

Alyssum Madwort (*montanum*) Abundant mounds of rich, fragrant flowers on grey-green foliage. Stunning on rock walls and in borders. Drought tolerant once established.

'Golden Spring' •Golden-yellow blooms; more frost and heat tolerant than other varieties.	H6-8" W12-14"	Spring Zone 4(-30°)	○ ● ☼ ☼
'Mountain Gold' •Forms a low, trailing mound of silvery grey leaves, bearing masses of bright yellow flowers.	H8-10" W12-18"	Spring Zone 3(-40°)	○ ● ☼ ☼

Amelanchier Serviceberry

ainifolia 'Saskatoon Serviceberry' *New* •White flower clusters that produce edible purple berries. A shrub with edible berry-like fruit, native to North America.	H72-120" W48-72"	Spring-Early Summer Zone 3(-40°)	○ ☼
utahensis Utah Serviceberry *Native & Waterwise* •A deciduous shrub or small tree with edible berry-like fruit, native to North America. Foliage is blue-green and oval. Flowers are white on 2" delicate flower clusters. Small, purple, pea-shaped fruit is great to eat, similar to blueberries. Brilliant red and yellow fall color. Requires good drainage, not salt tolerant.	H72-120" W72-120"	Spring-Early Summer Zone 3(-40°)	○ ☼ ☼ ▲

Amsonia This plant does well in dry, open areas. Grows many branching stems from the base of the plant.

'Blue Ice' •The bright green, compact, slow spreading foliage forms the perfect background for the blossoms. Foliage turns a rich shade of yellow in fall. Finely textured and low maintenance. Produces blue, star-shaped tubular flowers.	H12-16" W18-24"	Late Spring Zone 4(-30°)	○ ●
---	--------------------	-----------------------------	-----

Anacyclus Mat Daisy (*depressus*) Daisy-like white flowers with rose-pink on the reverse side.

'Spring Carpet' •Forming a low mat of very fine, ferny, grey-green leaves. Short stems of white daisies appear in late spring, each with a yellow eye.	H4-6" W12-16"	Late Spring Zone 4(-30°)	○ ☼
--	------------------	-----------------------------	-----

Anemone Windflower Dark green foliage with graceful upright flower stems that rise above the foliage.

'Curtain Call Deep Rose' *New* •Bright deep rose flowers over a small mound of compact green foliage.	H14-18" W16-18"	Late Summer Zone 4(-30°)	● ○
'Curtain Call Pink' •Doublet rose-pink flowers appear in late summer positioned above a small mound of compact green foliage.	H14-18" W16-18"	Late Summer Zone 4(-30°)	● ○
'Honorine Jobert' •Large, white single blossoms on tall stems.	H36-48" W18-30"	Fall Zone 5(-20°)	● ○
hupenhensis 'September Charm' •Single rose-pink flowers, each petal darker on the backside.	H24-36" W24-36"	Fall Zone 4(-30°)	● ○
hupenhensis v. japonica 'Pamina' *New* •Ssemi-double blossoms in a deep rose-pink shade.	H14-18" W16-18"	Fall Zone 5(-20°)	● ○
'Lucky Charm' •Dark green foliage with violet underside and stems. Blooms bright pink.	H30-36" W18-24"	Fall Zone 3(-40°)	● ○
'Queen Charlotte' •Masses of wide, open, semi-double rose pink flowers with golden stamens.	H24-36" W24-36"	Fall Zone 5(-20°)	● ○
sylvestris 'Snowdrops' •Delicate nodding white flowers appear over a low mound of ferny foliage.	H12-18" W12-18"	Spring Zone 3(-40°)	● ○
tomentosa 'Robustissima' •Vigorous spreading habit that forms a low mound of grape-like green leaves; pale pink blooms appear on sturdy branches above the foliage.	H34-46" W22-34"	Late Summer Zone 3(-40°)	● ○
'Whirlwind' •Semi-double snow-white blossoms. Vigorous growth habit.	H24-36" W24-36"	Fall Zone 3(-40°)	● ○



Antennaria *Pussytoes*

dioica 'Rubra' *Native & Waterwise* •Tiny, bright silver-grey leaves form a low creeping mat. Fuzzy rose-pink flowers appear above the foliage. Excellent native ground cover for a sunny rock garden. Tolerates poor, dry soils.	H4-6" W10-12"	Late Spring Zone 3(-40°)	☉ ☾ ☎ ☘
microphylla Rosy Pussytoes *Native & Waterwise* •Wildflower forms a dense grey-green carpet accented with pink flower clusters that resemble the pads on a cat's foot. Attractive in the rock garden or between paving stones. Excellent weed-free ground cover for dry soils.	H2-4" W8-12"	Mid Spring Zone 3(-40°)	☉ ☾ ☎ ☘
parvifolia Small-Leaved Pussytoes *Native & Waterwise* •A low-growing, mat-forming perennial. Has a distinctive whitish or silvery-green color due to the presence of dense white hairs on the leaves. Leaves are small cup-shaped and form clusters of basal rosettes. Will send up small flower spikes of pure white.	H4-6" W8-12"	Early Spring Zone 4(-30°)	☉ ☾ ☎ ☘

Aquilegia *Columbine* Old-fashioned flower available in a variety of sizes and colors with long-spurred blossoms.

caerulea Rocky Mountain Colorado Blue *Native & Waterwise* •Big blue and white flowers.	H24-36" W12-18"	Early Spring Zone 3(-40°)	☉ ☾ ● ☎ ☘
flabellata 'Cameo Mix' •Shades of blue, pink, and white blooms that blanket this dwarf compact plant.	H2-6" W8-12"	Spring Zone 3(-40°)	☉ ☾ ● ☎ ☘

Clementine Series (*vulgaris*) Large doubled flowers that grow with an upright habit with a lush mound of foliage. Upward facing, similar to Clematis.

'Blue' •Large, blue, spurless flowers.	H14-18" W12-16"	Spring Zone 3(-40°)	☉ ☾ ● ☎ ✂ ☘
'Dark Purple' •Large, dark purple spurless flowers.	H14-18" W12-16"	Spring Zone 3(-40°)	☉ ☾ ● ☎ ✂ ☘
'Red' •Large, dark red spurless flowers.	H14-18" W12-16"	Spring Zone 3(-40°)	☉ ☾ ● ☎ ✂ ☘
'Salmon Rose' •Large, salmon-pink spurless flowers.	H14-18" W12-16"	Spring Zone 3(-40°)	☉ ☾ ● ☎ ✂ ☘

Kirigami Series Plants have a compact habit. The large, upfacing blooms, usually of bi-colored shades, are attractive to hummingbirds. Removing spent flowers will increase the blooming time. Since Columbines are relatively short lived, allow some of the plants to go to seed and self sow.

'Deep Blue and White' *New* •Dark blue sepals with white inside petals.	H14-24" W12-20"	Spring-Early Summer Zone 3(-40°)	☉ ☾ ● ☎ ✂ ☘
'Mix' *New* •Assorted colors of red and white, blue and white, light blue and white, rose and white and yellow.	H14-24" W12-20"	Spring-Early Summer Zone 3(-40°)	☉ ☾ ● ☎ ✂ ☘
'Red and White' *New* •Red sepals with white inside petals.	H14-24" W12-20"	Spring-Early Summer Zone 3(-40°)	☉ ☾ ● ☎ ✂ ☘
'Yellow' *New* •Soft butter yellow.	H14-24" W12-20"	Spring-Early Summer Zone 3(-40°)	☉ ☾ ● ☎ ✂ ☘

Origami Series (caerulea) Very early blooming. Masses of 3" blooms appear on neat and compact habit. Large single flowers.

'Blue and White' •Elegant blue and white blooms with yellow stamens that face upward.	H14-16" W14-16"	Early Spring Zone 3(-40°)	○ ● ● ✂ ✂ ✂
'Mix' •Large 3" flowers in a variety of colors including blue, pink, red, white and yellow, with yellow stamens.	H14-16" W14-16"	Early Spring Zone 3(-40°)	○ ● ● ✂ ✂ ✂
'Red and White' •Elegant red and white blooms with yellow stamens that face upward.	H14-16" W14-16"	Early Spring Zone 3(-40°)	○ ● ● ✂ ✂ ✂
'Rose and White' •Elegant rose and white blooms with yellow stamens that face upward.	H14-16" W14-16"	Early Spring Zone 3(-40°)	○ ● ● ✂ ✂ ✂
'Yellow' •Solid yellow blooms that face upward.	H14-16" W14-16"	Early Spring Zone 3(-40°)	○ ● ● ✂ ✂ ✂

Spring Magic Series Early flowering and semi-tall Columbine series. This series produces abundant flowers and has a vigorous and strong growth habit. The dense leaf rosettes provide full, well-rounded plants without gaps.

'Blue and White' *New* •Bright dark blue petals with white center petals.	H12-24" W18-20"	Spring-Early Summer Zone 3(-40°)	○ ● ● ✂ ✂ ✂
'Mix' *New* •Bright, showy flowers of rose, blue, pink, white and yellow.	H12-24" W18-20"	Spring-Early Summer Zone 3(-40°)	○ ● ● ✂ ✂ ✂
'Rose and White' *New* •Rosy red speals contrasted with inner petals of crisp white.	H12-24" W18-20"	Spring-Early Summer Zone 3(-40°)	○ ● ● ✂ ✂ ✂

Winky Series Compact plants with double upward facing blooms.

'Dark Blue & White' •Open facing double blooms of blue and white.	H18-24" W12-18"	Spring Zone 3(-40°)	○ ● ● ✂ ✂ ✂
'Purple & White' •Double flowers in contrasting shades of deep violet and white on compact plants.	H18-24" W12-18"	Spring Zone 3(-40°)	○ ● ● ✂ ✂ ✂
'Red & White' •Double red and white flowers on uniform sturdy plants.	H18-24" W12-18"	Spring Zone 3(-40°)	○ ● ● ✂ ✂ ✂
'Rose' •Long-blooming compact plant with solid rose colored blossoms grown on sturdy stems.	H18-24" W12-18"	Spring Zone 3(-40°)	○ ● ● ✂ ✂ ✂
'Sky Blue' •Abundance of upright-facing light blue flowers with strong stems and a vigorous, bushy habit.	H18-24" W12-18"	Spring Zone 3(-40°)	○ ● ● ✂ ✂ ✂

Arabis Rockcress Grows loose spreading rosettes of small, greyish green leaves. Fragrant, groundcover, long blooming. Cut back after flowering for denser foliage. Flowers form above the foliage. Great for rock gardens and front edging on a border.

blepharophylla 'Red Sensation' •This forms a low rosette of green leaves with taller stems coming from the center that hold clusters of sweetly fragrant, crimson flowers.	H6-8" W6-18"	Spring Zone 5(-20°)	○ ● ●
blepharophylla 'Spring Charm' •A dwarf, mat forming evergreen with soft green leaves that grow masses of bright clusters of rosy pink flowers.	H6-8" W8-10"	Early Spring Zone 3(-40°)	○ ● ●
caucasica 'Lottie Deep Rose' •Forms a very uniform, tightly mounded cushion of bright green foliage that becomes completely covered in vibrant magenta-pink blossoms.	H4-6" W6-8"	Spring Zone 3(-40°)	○ ● ●
caucasica 'Snowfix' •An evergreen mound of soft grey-green foliage that reaches 6" tall. In early spring, tufts of pure white flowers will cover the foliage.	H6-12" W6-8"	Early Spring Zone 3(-40°)	○ ● ●



Arctostaphylos

uva-ursi 'Kinnickinnick' *Native & Waterwise*

•Evergreen, mat forming, small shrub with attractive red stems and bright red berries in fall and winter. Flowers are inconspicuous. Requires good drainage and does best with morning sun.

H6-12"
W60-180"

Spring-Early Summer
Zone 3(-40°)



Arenaria Sandwort

These plants have narrow glossy green leaves that form mats of foliage. In mid-spring the plant is blanketed by 1/2" wide white flowers. Great for rock gardens and borders. Drought tolerant once established.

montana 'Avalanche'

•Large white flowers and lance-shaped grey-green leaves appear on uniform, compact plants.

H4-8"
W8-12"

Mid Spring
Zone 3(-40°)



montana 'Blizzard Compact' *New*

•A low evergreen cushion of dark green leaves, bearing loads of white flowers during the spring months.

H4-8"
W10-12"

Mid Spring
Zone 3(-40°)



montana 'Lemon Ice'

•Forms a low, evergreen cushion of grey-green leaves, bearing loads of bright yellow buds that open to large lemon-yellow flowers

H6-8"
W8-12"

Mid Spring
Zone 4(-30°)



montana 'Wallowa Mountain'

•This incredible plant grows as a xeric moss in the sun. Grows as bright green mat of very tiny evergreen leaves; blooms are inconspicuous. Use as a small ground cover, as a crack filler between flagstones or paving stones.

H1-2"
W10-16"

Inconspicuous
Zone 4(-30°)



Armeria Thrift

Compact tufts of evergreen, grass-like foliage with sturdy, wiry stems of globe-shaped flowers. Good for rock gardens and borders.

'Nifty Thrifty'

•Green and white striped leaves, bearing short stems of bright pink pompom flowers.

H6-10"
W4-6"

Late Spring
Zone 5(-20°)



maritima 'Rubrifolia'

•Grassy purple-black leaves with contrasting magenta-pink pompom flowers.

H6-10"
W6-12"

Late Spring
Zone 3(-40°)



maritima 'Splendens'

•Dark green foliage becomes covered with wine red pompom blooms.

H10-12"
W6-12"

Late Spring
Zone 3(-40°)



Ballerina Series This series has broader evergreen leaves, stiffer flower stems and larger flower clusters. The varieties are compact and uniform.

'Lilac' *New*

•Vibrant lilac pink

H12-14"
W12-16"

Early Summer-Fall
Zone 5(-20°)



'Red' *New*

•Bright red

H12-14"
W12-16"

Early Summer-Fall
Zone 5(-20°)



'White' *New*

•Solid white

H12-14"
W12-16"

Early Summer-Fall
Zone 5(-20°)



Dreameria Series

This series has been bred to bloom all season long. It can take cool springs and is heat tolerant. The tidy mounding habit is perfect for landscape and patio containers. Frost tolerant.

'Dreameria Daydream' *New*

•Bright pink

H10-12"
W10-12"

Spring-Fall
Zone 6(-10°)



'Sweet Dreams' *New*

•Lavender-mauve

H10-12"
W10-12"

Spring-Fall
Zone 6(-10°)





Artemisia Sage Wormwood or Mugwort The foliage is aromatic and the texture of these plants really add to the landscape. Most have silver foliage. The blooms are insignificant.

frigida Fringed Sage *Native & Waterwise* •Tufted, low-spreading, woody-based perennial that is primarily cultivated for its aromatic (camphor-scented), silver-white foliage. Erect, clustered, herbaceous stems with deeply-cut, silky-haired, silvery-white foliage rise up from tough, woody crowns.	H12-24" W12-18"	Summer-Fall Zone 3(-40°)	○ ☞☼▲
'Powis Castle' •Silver foliage that has a shrubby and feathery look.	H24-36" W24-36"	Insignificant Zone 4(-30°)	○☞☼
schmidtiana 'Nana' Silver Mound •Soft finely cut silver foliage that forms a nice mound.	H10-18" W12-20"	Insignificant Zone 4(-30°)	○☞☼
tridentata-tridentata Basin Big Sagebrush *Native & Waterwise* •Ferny silver foliage; can be extremely long lived.	H36-120" W36-96"	Insignificant Zone 3(-40°)	○☞▲
tridentata-vaseyana Mountain Big Sagebrush *Native & Waterwise* •Ferny silver foliage.	H24-60" W36-48"	Insignificant Zone 3(-40°)	○☞▲

Aruncus Goatsbeard Related to Spirea and are native to mountainous wooded regions of North America. Adaptable to various soil types. Moisture loving with lacy foliage

aethusifolius 'Misty Lace' •A compact variety noted for its reduced stature, and increased humidity tolerance. Large creamy white plumes on red stems wave above the fern-like leaves.	H22-30" W18-24"	Early Summer Zone 4(-30°)	●●☾ ☞✂☼
dioicus 'Kneiffii' •Plants form a medium-sized mound of finely-cut green leaves that produce creamy-white plumes of flowers.	H20-32" W20-28"	Early Summer Zone 3(-40°)	●●☾ ☞✂☼

Asclepias Butterfly Weed Host plant for Monarch Butterflies. Butterfly weed is a tuberous rooted perennial which produces flowers atop upright stems with narrow, lance-shaped leaves. It has a long bloom period.

speciosa Milkweed •Clusters of pinkish purple fragrant blooms on tall stems. An essential wildflower for supporting Monarch butterflies by providing food for caterpillars and nectar for the adult butterflies.	H36-48" W24-36"	Summer-Fall Zone 3(-40°)	○●☾☞
tuberosa Butterfly Weed •Bright orange to yellow-orange.	H24-36" W24-30"	Summer Zone 4(-30°)	○☞☼ ✂☞☼
tuberosa 'Hello Yellow' •Flat-topped clusters of bright yellow.	H24-30" W18-24"	Summer Zone 4(-30°)	○☞☼ ✂☞☼

Aster Michaelmas Daisy Reliable plants with daisy-like flowers. They have abundant blooms with different heights and bloom times. Some varieties are woody.

Spring Blooming Aster

alpinus Alpine •White, pink, and purple with a yellow center.	H8-12" W8-12"	Spring Zone 3(-40°)	○●☾ ☞✂☼
alpinus 'Beauty Mix' *New* •This mix of pale lavender, blue, pink, and white shades has a distinct crested center.	H8-12" W8-12"	Spring Zone 3(-40°)	○●☾ ☞✂☼

Summer Blooming Aster

frikartii 'Monch' •Lavender-blue single flowers with gold centers occur on upright, freely branching stems.	H24-30" W24-30"	Summer Zone 5(-20°)	○●☾ ☞☼
---	--------------------	------------------------	-----------



Aster *Michaelmas Daisy* Continued

Fall Blooming Woody Aster

lateriflorus 'Lady In Black' *New* •Pale pink flowers with mauve centers bloom over ebony green foliage.	H24-36" W24-30"	Fall Zone 5(-20°)	○ ♀ ☼
novi-belgii 'Purple Dome' •Vivid purple daisy-like flowers in a compact habit.	H18-24" W18-24"	Fall Zone 3(-40°)	○ ♀ ☼
novi-belgii 'Vibrant Dome' •Rosy pink	H14-20" W24-30"	Fall Zone 3(-40°)	○ ♀ ☼

Island Series Fall Blooming Aster Masses of daisy-like flowers appear in late summer and fall on dense, compact, mildew-resistant plants. The yellow-eyed, semi-double blossoms are complemented by green, lance-shaped foliage.

'Bahamas' *New* •Pink	H8-12" W8-12"	Fall Zone 4(-30°)	○ ◐ ♀ ☼
'Barbados' *New* •Lilac	H8-12" W8-12"	Fall Zone 4(-30°)	○ ◐ ♀ ☼
'Samoa' *New* •Purple	H8-12" W8-12"	Fall Zone 4(-30°)	○ ◐ ♀ ☼
'Tonga' *New* •Dark pink	H8-12" W8-12"	Fall Zone 4(-30°)	○ ◐ ♀ ☼

Wood's Series (dumosus) Fall Blooming Aster Semi double flowers with yellow centers. Resistant to powdery mildew.

'Light Blue' •Clear light blue	H12-18" W12-18"	Fall Zone 3(-40°)	○ ♀ ✂ ☼
'Pink' •Clear pink	H12-18" W12-18"	Fall Zone 3(-40°)	○ ♀ ✂ ☼
'Purple' •Clear purple	H12-18" W12-18"	Fall Zone 3(-40°)	○ ♀ ✂ ☼

Fall Aster (Fall Availability Only)

'Believer' •Dark blue	H12-24" W12-24"	Fall Zone 4(-30°)	○ ♀ ☼
'Blue Henry I' •Lavender-blue with a double flower	H12-24" W12-24"	Fall Zone 4(-30°)	○ ♀ ☼
'Daydream' •Light-blue	H12-24" W12-24"	Fall Zone 4(-30°)	○ ♀ ☼
'Days' •Blue	H12-16" W12-24"	Fall Zone 4(-30°)	○ ♀ ☼
'Dragon' •Light-blue	H12-24" W12-24"	Fall Zone 4(-30°)	○ ♀ ☼
'Hazy' •Dark rose-pink	H12-16" W12-24"	Fall Zone 4(-30°)	○ ♀ ☼
'Henry I' •Purple with a double flower	H12-16" W12-24"	Fall Zone 4(-30°)	○ ♀ ☼
'Henry III' •Purple with a double flower	H12-16" W12-24"	Fall Zone 4(-30°)	○ ♀ ☼
'Magic Purple' •Dark purple-blue	H24-30" W18-24"	Fall Zone 4(-30°)	○ ♀ ☼
'Marie III' •Dark pink with a double flower	H12-18" W12-24"	Fall Zone 4(-30°)	○ ♀ ☼



'Peter III' •Light blue with a double flower	H24-30" W12-24"	Fall Zone 4(-30°)	○ ♀ ☼
'Pink Henry I' •Pink with a double flower	H24-30" W12-24"	Fall Zone 4(-30°)	○ ♀ ☼
'Twist' •Light blue	H24-30" W12-24"	Fall Zone 4(-30°)	○ ♀ ☼
Kickin' Series (dumosus) (Fall Availability Only) Form is a very full, bushy, short mound of finely textured green foliage.			
'Carmine Red' •Magenta-red	H12-20" W12-20"	Fall Zone 5(-20°)	○ ♀ ☼
'Lilac Blue' •Purple-blue	H12-20" W12-20"	Fall Zone 5(-20°)	○ ♀ ☼
'Pink Chiffon' •Pink	H12-20" W12-20"	Fall Zone 5(-20°)	○ ♀ ☼
'Purple' •Purple	H12-20" W12-20"	Fall Zone 5(-20°)	○ ♀ ☼
'Silver Pink' •Pale pink	H12-20" W12-20"	Fall Zone 5(-20°)	○ ♀ ☼
Astilbe False Spirea Native to the far east, these beautiful plants and their hybrids have revolutionized the perennial possibilities of moist, shaded American gardens. Astilbes are companions of ferns and impatiens--they're some of the few flowers that make big color in full or partial shade.			
arendsii 'Augustleuchten' August Light •Long, scarlet red, feathery plumes grow above the foliage which emerges deep red in spring.	H26-30" W14-24"	Summer Zone 4(-30°)	● ○ ♀ ✂ ☼
arendsii 'Bressingham Beauty' •This taller variety has long, arching deep-pink plumes of flowers, over a mound of elegant, lacy green leaves.	H32-38" W24-30"	Early Summer Zone 4(-30°)	● ○ ♀ ✂ ☼
arendsii 'Burgundy Red' •Dark red scapes carry raspberry colored buds which open to rich burgundy-red flower plumes. As the flowers age, they turn a vibrant shade of fuchsia.	H18-24" W12-20"	Early Summer Zone 4(-30°)	● ○ ♀ ✂ ☼
arendsii 'Deutschland' •Plumes of white feathery flowers.	H22-30" W18-24"	Summer Zone 4(-30°)	● ○ ♀ ✂ ☼
arendsii 'Snowdrift' •Feathery, pure white plumes of flowers, over a compact mound of elegant, lacy green leaves.	H20-24" W16-20"	Summer Zone 4(-30°)	● ○ ♀ ✂ ☼
chinensis 'Maggie Daley' •Lavender-pink flowers rise above lacy, fern-like foliage.	H16-20" W16-20"	Summer Zone 4(-30°)	● ○ ♀ ✂ ☼
chinensis 'Milk and Honey' •Creamy white plumes turn light pink as they age. Bushy green and silver foliage that turns solid green as it matures.	H24-30" W18-20"	Summer Zone 4(-30°)	● ○ ♀ ✂ ☼
chinensis 'Rise and Shine' •Huge 8" hot pink plumes over compact green foliage.	H12-18" W12-18"	Summer Zone 4(-30°)	● ○ ♀ ✂ ☼
chinensis 'Visions in Red' •Pink to red plumes are sweetly fragrant with a dense, pyramidal shape over large, clear green leaves with a coarse texture.	H12-18" W12-18"	Summer Zone 4(-30°)	● ○ ♀ ✂ ☼
'Delft Lace' •Lacy, deep blue-green, waxy foliage with red highlights. Red stems carry deep, salmon red buds which open to a soft apricot pink.	H24-36" W18-24"	Summer Zone 4(-30°)	● ○ ♀ ✂ ☼
japonica 'Red Sentinel' •Lacy panicles hold scarlet-red flowers above glossy green foliage.	H20-24" W12-18"	Summer Zone 4(-30°)	● ○ ♀ ✂ ☼



Atriplex *Four-Winged Saltbush*

canescens <i>Four-Winged Saltbush</i> *Native & Waterwise* •Woody shrub that is erect and round in form with rigid, brittle stems and heavily branched. Valuable as a cover and browse shrub for wildlife. Can live easily for 30 years. Extremely tolerant of harsh conditions including salt, cold and drought.	H24-28" W24-48"	Summer Zone 3(-40°)	○ ♣
confertifolia <i>Shadscale</i> *Native & Waterwise* •Blue, evergreen foliage turning salmon peach color in winter. Easily maintained, rounded form eliminates need to prune. Do not over water.	H12-36" W12-68"	Summer Zone 3(-40°)	○ ♣

Aubrieta *Rockcress* Popular rock garden plants, and a familiar sight in the spring garden. They form a low cushion of evergreen leaves, literally smothered by flowers for several weeks. Makes a good border plant with its spreading growth habit.

Audrey Series More vigorous, branching and compact. The flowers are larger, and bloom longer than other varieties.

'Blue Shades' •Deep blue to violet	H4-6" W12-16"	Spring Zone 4(-30°)	○ ♀
'Deep Blue' •Dark blue flowers	H6-8" W18-24"	Spring Zone 4(-30°)	○ ♀
'Deep Purple Compact' •Vibrant dark purple	H6-8" W18-24"	Spring Zone 4(-30°)	○ ♀
'Purple Shades' *New* •Light purple	H4-6" W12-16"	Spring Zone 4(-30°)	○ ♀
'Red' •Purple-red	H6-8" W18-24"	Spring Zone 4(-30°)	○ ♀

Axcent Series Compact with large flowers. Better heat and disease resistance. Vigor exceeds other varieties.

'Burgundy Improved' *New* •Bright, burgundy flowers open on grey-green foliage.	H4-6" W12-16"	Spring Zone 4(-30°)	○ ♀
'Dark Red' •Large dark red blooms with grey-green leaves.	H4-6" W12-18"	Spring Zone 4(-30°)	○ ♀
'Deep Purple' •Large dark purple blooms with gray green leaves.	H4-6" W12-18"	Spring Zone 4(-30°)	○ ♀
'Lilac' •Large lilac blooms with grey-green leaves	H4-6" W12-18"	Spring Zone 4(-30°)	○ ♀
'Violet Eye' •Large violet blooms with yellow centers with grey-green leaves.	H4-6" W12-18"	Spring Zone 4(-30°)	○ ♀

Aurinia *Basket of Gold* A rock garden plant with silver-grey foliage.

saxatilis 'Compacta' •This forms a low bushy mound of gray-green leaves, with tiny, bright golden-yellow flowers.	H8-10" W8-12"	Spring Zone 3(-40°)	○ ♀ ☼
saxatilis 'Summit' •A well-behaved and disease resistant groundcover prized for its rousing floral display of tiny, golden yellow flowers borne just above the foliage.	H8-10" W14-20"	Spring Zone 3(-40°)	○ ♀ ☼

Baileya *Desert Marigold*

multiradita <i>Desert Marigold</i> *Native & Waterwise* •Foliage is silver, woolly and deeply lobed. Bright yellow daisy-like flowers. Biennial or short-lived perennial.	H8-12" W4-6"	Early Spring-Summer Zone 6(-10°)	○ ♣
---	-----------------	-------------------------------------	--------

Belamcanda *Blackberry Lily* Produces a profusion of star-shaped flowers, and its season of interest is extended into fall with the interesting seed pods which develop. Tan, pear-shaped pods burst open to reveal clusters of black seeds resembling blackberries, hence the common name.

chinensis <i>Blackberry Lily</i> •A profusion of unique star shaped flowers about 2" wide, varying in color from bright yellow-orange to near red produced on compact plants.	H24-36" W16-20"	Late Summer Zone 4(-30°)	○ ●
chinensis 'Freckle Face' *New* •This hardy perennial only requires a moderate amount of water; so it does well in drier, hotter climates. Blooms orange with red freckles.	H24-36" W12-18"	Late Summer Zone 4(-30°)	○ ●



Bellis English Daisy This is an old-fashioned favorite even though they are biennial, usually lasting long through the season. These plants will reseed to provide future generations. Removing faded flowers regularly will keep plants blooming well into the summer. It has plump rosettes. Use as a border or ground cover.

perennis 'Pomponette Mix' *New* •Wonderful early flowering produces many large, double, cushion-like daisies in shades of red, rose and white.	H6-8" W6-8"	Early Spring Zone 4(-30°)	○ ●
perennis 'Speedstar Mix' •Yellow-eyed semi-double daisies with red, white, and rose petals.	H4-6" W6-8"	Early Spring Zone 4(-30°)	○ ●
perennis 'Tasso Mix' •Red, pink, and white mix.	H6-8" W6-8"	Early Spring Zone 4(-30°)	○ ●
perennis 'Tasso Strawberries and Cream' •White and pink mix.	H6-8" W6-8"	Early Spring Zone 4(-30°)	○ ●

Bergenia Pig Squeak Large rosettes of shiny evergreen, cabbage-like leaves have a leathery appearance. Use as a ground cover. This plant gets its common name from the sound the leaf makes when rubbed between two fingers.

cordifolia 'Red Beauty' •Showy, deep purple-red flower clusters bloom on heavy stems of thick evergreen foliage that turns burgundy in fall and winter.	H12-16" W8-12"	Spring Zone 3(-40°)	○ ● ✂️ 🌿
'Dragonfly Sakura' •Compact habit with double to semi-double pink flowers that will remind you of cherry blossoms.	H8-10" W10-12"	Spring Zone 3(-40°)	○ ● ✂️ 🌿

Berlandiera Chocolate Flower

lyrata Chocolate Flower *Native & Waterwise* •Low growing plant with lobe-shaped leaves and a mounding form. Flowers are yellow with a dark center and fragrant with a slight hint of chocolate.	H14-18" W12-18"	Summer Zone 4(-30°)	○ 🦋 🌿 🌱
--	--------------------	------------------------	------------

Brunnera Heartleaf Alkanet Large heart-shaped leaves that love moist shady sites. They produce tiny forget-me-not flowers. Great for woodland settings.

macrophylla 'Alexander's Great' •Blue flowers with large silver and green veining on the foliage.	H14-18" W28-30"	Early Summer Zone 4(-30°)	● ○
macrophylla 'Emerald Mist' •Forms a mound of large heart-shaped green leaves with a wide banding of silver near the outside edge. Produces sprays of bright blue Forget-me-not flowers.	H12-16" W12-18"	Early Summer Zone 4(-30°)	● ○
macrophylla 'Hadspen Cream' •Blue flowers with cream edged foliage.	H12-18" W14-18"	Early Summer Zone 4(-30°)	● ○
macrophylla Heartleaf Alkanet •Blue flowers with green foliage.	H12-18" W14-18"	Early Summer Zone 4(-30°)	● ○
macrophylla 'Jack Frost' •Blue flowers with silver foliage and green veining.	H12-18" W14-18"	Early Summer Zone 4(-30°)	● ○
macrophylla 'Looking Glass' •Blue flowers with pure silver foliage.	H12-18" W14-18"	Early Summer Zone 4(-30°)	● ○
macrophylla 'King's Ransom' •Blue flowers with silver foliage, green veining and yellow margins.	H10-12" W14-18"	Early Summer Zone 4(-30°)	● ○
macrophylla 'Variegata' •Bold, irregular, creamy white leaf margins with a pale blue-green center. Best used as a groundcover.	H12-15" W12-15"	Early Summer Zone 4(-30°)	●

PERENNIALS



PERENNIAL
FAVORITES

Buddleia *Butterfly Bush* Lance shaped gray-green leaves . Fragrant, colorful, summer flowering shrubs that respond well to heavy pruning in the spring. They are profuse bloomers with a very strong scent. A must have for pollinators.

Buzz Series *dauidii* Dwarf series and more compact habit than traditional Butterfly Bush. They still produce full size flower spikes up to 10" in length.

'Hot Raspberry' •Bright raspberry-pink.	H36-60" W36-48"	Summer Zone 4(-30°)	○ ♀ ✂ 🌵 🦌
'Ivory' •Graceful, tapering white flower spikes.	H36-60" W36-48"	Summer Zone 4(-30°)	○ ♀ ✂ 🌵 🦌
'Lavender' •Lavender flower spikes.	H36-60" W36-48"	Summer Zone 4(-30°)	○ ♀ ✂ 🌵 🦌
'Magenta Improved' •Magenta flower spikes.	H36-60" W36-48"	Summer Zone 4(-30°)	○ ♀ ✂ 🌵 🦌
'Purple' •Purple flower spikes.	H36-60" W36-48"	Summer Zone 4(-30°)	○ ♀ ✂ 🌵 🦌
'Sky Blue' •Sky blue flower spikes.	H36-60" W36-48"	Summer Zone 4(-30°)	○ ♀ ✂ 🌵 🦌
'Soft Pink' *New* •Pale pink flower spikes.	H36-60" W36-48"	Summer Zone 4(-30°)	○ ♀ ✂ 🌵 🦌
'Velvet' •Deep rose-pink flower spikes.	H36-60" W36-48"	Summer Zone 4(-30°)	○ ♀ ✂ 🌵 🦌

Callirhoe *Prairie Winecups*

involucrata <i>Winecups</i> *Native & Waterwise* •Ground cover with attractive dark green, leathery leaves. Flowers are a magenta-wine color blooming on upright stems. Great for hot dry areas.	H4-8" W24-30"	Summer Zone 4(-30°)	○ 🌵 🦌
--	------------------	------------------------	-------

Calylophus *Sundrops*









































































serrulatus <i>Prairie Lode</i> *Native & Waterwise* •Bright golden yellow flowers. Easy to grow and long blooming. Groundcover that responds well to pruning before the growing season.	H6-8" W12-16"	Summer Zone 4(-30°)	○ 🌵 🦌
---	------------------	------------------------	-------

Campanula *Bellflower* Popular plants, ranging in heights from short to tall. The blue varieties were formerly used in the manufacturing of blue dye for tartans.

'Birch Hybrid' •A profusion of lavender-blue, fluted bell-shaped flowers smother the bright evergreen foliage. Makes a good groundcover, and can also be used in containers, rock gardens, on slopes or in crevices.	H4-6" W10-12"	Spring-Late Summer Zone 4(-30°)	○ ☉ 🌵 🦌
carpatia 'Blue Clips' •Cup-shaped, upward facing blue flowers. Dark green foliage, forms compact rounded clumps. Dead-head for continuous bloom.	H6-10" W8-12"	Late Spring-Summer Zone 4(-30°)	○ ☉ ♀ 🦌
carpatia 'Pearl Deep Blue' *New* •Cup shaped, upward facing flowers of dark blue over dark green foliage. Forms rounded clumps.	H8-12" W12-25"	Late Spring-Summer Zone 4(-30°)	○ ☉ ♀ 🦌
carpatia 'Pearl White' *New* •Rounded clumps of pure white cup-shaped, upward facing flowers over dark green foliage.	H8-12" W12-25"	Late Spring-Summer Zone 4(-30°)	○ ☉ ♀ 🦌
carpatia 'Rapido Blue' •This is a mounding plant with with small dark green foliage and an abundance of blue flowers, a good rock garden variety.	H4-8" W4-8"	Late Spring-Summer Zone 3(-40°)	○ ☉ ♀ 🦌
carpatia 'Rapido White' •This is a mounding plant with small dark green foliage and an abundance of white flowers, a good rock garden variety.	H4-8" W4-8"	Late Spring-Summer Zone 3(-40°)	○ ☉ ♀ 🦌

LEGEND: ♀=Pollinator • ✂=Cut Flower • 🌵=Drought Resistant • 🦌=Deer Resistant
▲=Native/Waterwise • ○=Full Sun • ☉=Part Sun • ●=Full Shade • H=Height • W=Width



carpatica 'White Clips' •Cup-shaped, upward facing white flowers. Dark green foliage, forms compact rounded clumps. Dead head for continuous bloom.	H6-12" W8-12"	Summer Zone 4(-30°)	   
garganica 'Dickson's Gold' •Striking bright gold, toothed leaves form a compact clump. The color is lime green if grown in part shade. Lavender-blue, star-shaped, upward-facing flowers smother the foliage.	H4-6" W12-18"	Late Spring-Summer Zone 4(-30°)	   
glomerata 'Bellefleur Blue' •This dwarf variety forms a low mound of upright stems with large clusters of deep, violet-blue flowers.	H6-10" W12-23"	Early Summer Zone 4(-30°)	   
glomerata 'Genti Blue' •Mid-size habit that forms a mound of stout, erect stems that bear deep blue flowers.	H16-18" W12-18"	Late Spring-Summer Zone 4(-30°)	   
glomerata 'Genti Twisterbell' •Mid-size habit that forms a mound that produces taller stems which bear large, unique, blue and white bi-color flower clusters.	H16-18" W16-18"	Late Spring-Summer Zone 4(-30°)	   
glomerata 'Genti White' •Mid-size habit that forms a mound that produces taller stems which bear large, clear white flowers.	H16-18" W12-18"	Late Spring-Summer Zone 4(-30°)	   
glomerata 'Superba' •Tall upright stems appear bearing large, showy clusters of rich purple funnel-shaped flowers. Foliage is dark green and mounding.	H24-30" W22-26"	Late Spring-Summer Zone 4(-30°)	    
glomerata 'Superba Alba' •Tall upright stems appear bearing large, showy clusters of pure white funnel-shaped flowers. Foliage is dark green and mounding.	H24-30" W22-26"	Late Spring-Summer Zone 4(-30°)	    
persicifolia 'Takion Blue' •Upward and outward facing blue, bell-shaped flowers on strong, dark green, glossy stems and foliage.	H16-20" W12-24"	Summer Zone 4(-30°)	    
persicifolia 'Takion White' •Upward and outward facing white bell-shaped flowers on strong dark green glossy stems and foliage.	H16-20" W12-24"	Summer Zone 4(-30°)	    
poscharskyana 'Blue Waterfall' •Violet-blue, star-shaped, upward-facing flowers smother the dark green glossy foliage. A vigorous spreader that can be used as a groundcover.	H6-10" W18-24"	Late Spring-Summer Zone 4(-30°)	   
rotundifolia 'Blue Bell' *New* •Graceful, slender stems, usually in clusters appear with bell-shaped, lilac-mauve flowers that hang down slightly at the top of the stems. Foliage is green.	H10-12" W10-12"	Spring -Summer Zone 4(-30°)	   
rotundifolia 'Thumbell Violet' •Graceful, slender stems, usually in clusters appear with bell-shaped violet-blue flowers that bloom continuously from early summer on.	H10-12" W10-12"	Spring -Summer Zone 4(-30°)	   
rotundifolia 'Thumbell White' •Graceful, slender stems, usually in clusters, appear with bell-shaped white flowers that hang down slightly at the top of the stems. Foliage is green.	H10-12" W10-12"	Spring -Summer Zone 4(-30°)	   
Adansa Series (portenschlaginana) Easy growers. Semi evergreen. Spreads quickly. Sprawling prostrate perennial that forms a low, mounding groundcover. Has flared, star-shaped blooms with medium green leaves.			
'Pink' *New* •Deep pink	H6-12" W12-18"	Early Spring-Late Summer Zone 4(-30°)	   
'Purple' *New* •Purple	H6-12" W12-18"	Early Spring-Late Summer Zone 4(-30°)	   
'White' *New* •Bright white	H6-12" W12-18"	Early Spring-Late Summer Zone 4(-30°)	   



Campanula *Bellflower* Continued

Ambella Series (portenschlaginana) Forms low cushion-shaped mounds of small green leaves with loads of upfacing bell-shaped blooms.

'Intense Purple' *New* •Dark purple flowers bloom in a compact, sturdy habit.	H8-12" W12-18"	Spring-Late Zone 5(-20°)	○ ● ✈ 🍄
'White' *New* •Bright white flowers bloom in a compact, sturdy habit.	H8-12" W12-18"	Spring-Summer Zone 5(-20°)	○ ● ✈ 🍄

Caryopteris *Bluebeard* Attractive, compact, mounding deciduous shrub used in borders or along walks. Very fragrant and showy flowers.

clandonensis 'Dark Knight' •Dark purple-blue	H36-48" W36-48"	Summer Zone 5(-20°)	○ 🌳 🍄
clandonensis 'First Choice' •Dark purple-blue	H24-36" W24-36"	Summer Zone 6(-10°)	○ 🌳 🍄
clandonensis 'Good As Gold' •A compact and dense dome of golden yellow foliage that produces bluish-purple flowers in late summer.	H36-48" W36-48"	Summer Zone 6(-10°)	○ 🌳 🍄
clandonensis 'Grand Bleu' •Deep green foliage that is topped by deep intense blue-purple flowers.	H24-36" W24-36"	Summer Zone 6(-10°)	○ 🌳 🍄

Catanache *Cupid's Dart* The papery bright blue dandelion-shaped blossoms are excellent for cutting, fresh or dried. Plants form a low clump of narrow grey-green hairy leaves, flowers appearing on the taller upright stems.

caerulea 'Amor Blue' •Elegant fine blue flowers on slender stems with narrow foliage.	H20-26" W8-12"	Summer Zone 5(-20°)	○ ✂ 🌳 🍄
---	-------------------	------------------------	------------

Centaurea *Bachelor's Button* Has showy heads of shaggy flowers. Forms a bushy clump of grey-green leaves. Will grow in most soil types.

montana <i>Blue Bachelor's Button</i> •Clear blue	H12-24" W18-24"	Summer Zone 4(-30°)	○ ● ✈ ✂ 🍄
---	--------------------	------------------------	--------------

Centranthus *Jupiter's Beard* Blue-green leaves on tall slender stems. Long blooming plants except during the heat of summer. Deadhead after spring bloom for better appearances. Reseeds some. Quite drought tolerant but will still do well in medium and high water use areas.

ruber 'Alba' •Small, star-shaped, white flowers appear in dense clusters.	H24-30" W18-24"	Late Spring-Fall Zone 5(-20°)	○ ● ✈ ✂ 🌳 🍄
ruber 'Valerian Red' •This is a well-branched, bushy, clump-forming, woody-based perennial which is valued for its ability to produce showy blooms in poor soils. Small, star-shaped, rose red flowers appear in dense clusters atop upright to relaxed stems. Will self seed and spread without deadheading.	H18-36" W18-24"	Late Spring-Fall Zone 5(-20°)	○ ● ✈ ✂ 🌳 🍄

Cerastium *Snow in Summer* Slow growing plant that forms a low mat of dense fuzzy silvery grey foliage. Short stems of star shaped flowers bloom in the spring. Tolerates drought and poor soils.

ttomentosa 'Yo Yo' •Smaller, more restrained variety enveloped with glowing white flowers in early to mid summer. The woolly grey foliage holds up well in difficult dry spots.	H6-8" W12-18"	Late Spring Zone 3(-40°)	○ 🌳 🍄
---	------------------	-----------------------------	-------

Ceratoides (Krascheninikovia) *Winterfat* This is a low, spreading shrub with grey-brown, exfoliating bark and fuzzy, pale blue, deciduous foliage. Flowers only female plants. Long-lived subshrub.

lanata *New* •The flowers that appear on the female plants are a brilliant, silvery white that grow on dense spikes.	H12-36" W12-36"	Spring-Late Summer Zone 4(-30°)	○
--	--------------------	------------------------------------	---



Ceratostigma

plumbaginoides *Plumbago*

•Slow growing groundcover with brilliant blue flowers. Glossy green foliage in summer, turning bronze to red in fall.

H8-12"
W14-18"

Late Summer-Fall
Zone 5(-20°)



Cercocarpus

intricatus *Littleleaf Mt. Mahogany* *Native & Waterwise*

•Slow growing shrub with compact growth habit. Responds well to pruning. Small, shiny, evergreen leaves have a leathery appearance. Flowers are inconspicuous. Grows best in rocky, dry, well drained soil.

H72-96"
W48-72"

Spring
Zone 3(-40°)



ledifolius *Curl-leaf Mt. Mahogany* *Native & Waterwise*

•Evergreen foliage contrasts nicely with whitish bark. Long-lived plants. The bark measures up to 1" thick. Flowers are inconspicuous.

H60-120"
W72-144"

Spring
Zone 3(-40°)



montanus *True Mt. Mahogany* *Native & Waterwise*

•Deciduous, lower-growing variety with dense, symmetrical growth habit. Small yellow flowers.

H60-120"
W72-120"

Late Spring-Summer
Zone 3(-40°)



Chamaebatiaria *Fernbush*

millefolium *Fernbush*

•Intensely aromatic lacy foliage adorned with snowy white flowers and reddish flaky bark. Makes a formal mound with light pruning. Attractive winter seed heads and habit.

H48-72"
W72-96"

Summer
Zone 4(-30°)



Chamerion (Epilobium)

angustifolia *Fireweed* *Native & Waterwise*

•High elevation perennial that is strongly rhizomatous. Flowers are a deep, bright pink with willow-like leaves. Does well in a variety of soils.

H48-98"
W48-60"

Summer-Fall
Zone 4(-30°)



Chelone *Turtlehead* (Rhymes with 'baloney') The plant has shiny green leaves with flowers on spikes. Best grown in moist areas and is good as a cut flower.

lyonii 'Tiny Tortuga' *New*

•An upright, bushy mound of thick, dark green foliage. Produces upright stems of large dark pink hooded flowers.

H12-16"
W8-10"

Late Summer-Mid Fall
Zone 3(-40°)



Chrysothamnus *Rabbitbrush*

nauseosus *Rubber Rabbitbrush*

•Nice form with a round head and erect, upright stems. Plant in a dry, well drained soil. Prune in early spring to maintain compact form. Bright yellow flowers. Interesting fruit late summer to fall.

H24-48"
W24-36"

Early Summer
Zone 3(-40°)



nauseosus *Dwarf Rabbitbrush* *Native & Waterwise*

•Shorter, tighter growth habit and bright yellow fall color.

H16-28"
W20-30"

Early Summer
Zone 3(-40°)

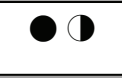


Chrysanthemum *Garden Mums* Garden mums are characterized by their mounded growth habits, sturdy and typically brittle stems, durable foliage and flowers and adaptability to almost any container type and size. They have a very high bud count and excellent flowering uniformity. Nicely sized flowers with very good lasting quality. Blooms in fall. Height 12-36". Zone 5. Season bloom times: Very early - Sept. 1-10, Early - Sept. 10-20, Mid - Sept. 20-30, Late - Oct. 1-10, Extender - Oct. 10-20. **Contact Perennial Favorites or your Sales Rep for a full listing of Fall Garden Mums.**

Assorted Varieties

Assorted

Late Summer-Fall
Zone 5(-20°)



Cimicifuga (Actea) *Snakeroot*

'Chocoholic' *Black Snakeroot*

•Fern-like woodland perennial that thrives in shady gardens. Striking foliage is bronze to purple. Blooms are a fragrant mauve-pink and fade to white as they age. Does best in partial shade and moist soil.

H48-60"
W30-34"

Late Summer-Fall
Zone 4(-30°)



ramosa 'Hillside Black Beauty'

•The young foliage tends to be green, it quickly deepens to an almost iridescent purple-black. In late summer, the 4'-7' tall stems are topped with foot-long, fragrant, white flower clusters blushed with pale pink.

H48-84"
W36-48"

Late Summer-Fall
Zone 4(-30°)



PERENNIALS



PERENNIAL
FAVORITES

Clematis Bush Clematis is related to the climbing varieties, forming a bushy, upright plant suited to growing in the border.

heracleifolia 'Cassandra' •Fragrant, tubular mid-blue flowers grow on deciduous, bushy shrubs.	H24-36" W12-18"	Summer-Fall Zone 5(-10°)	○ ● ✂️ 🦌
heracleifolia 'China Purple' •Bears interesting clusters of fragrant, rich, violet-blue flowers; a little like a hyacinth.	H34-48" W20-34"	Summer-Fall Zone 5(-10°)	○ ● ✂️ 🦌

Convallaria *Lily of the Valley*

majalis <i>Lily of the Valley</i> •Tough, vigorous grower and great groundcover. It is fragrant and produces a stem of showy, tiny white bells. All parts of this plant are very poisonous. This is a long-lived plant which naturalizes easily in woodland areas. Flowering may decrease over time, at which point dividing the plants may become appropriate. Cool weather perennial	H6-8" W12-24"	Spring Zone 3(-40°)	● ● 🦌
--	------------------	------------------------	----------

Coreopsis *Tickseed* Considered to be one of the best wildflowers available for the garden. They're easy to grow and have bright, daisy-like flowers with a long bloom period.

auriculata 'Nana' •Small mound of green leaves. Bright golden-orange single flowers.	H6-12" W8-12"	Late Spring-Fall Zone 4(-30°)	○ 🦌 🦌
grandiflora 'Double The Sun' *New* •This variety blooms 2-3 weeks earlier than Early Sunrise. It is compact with semi-double yellow blooms.	H12-14" W12-14"	Spring-Fall Zone 4(-30°)	○ 🦌 🦌
grandiflora 'Early Sunrise' •Yellow with a semi-double flower.	H18-24" W8-12"	Late Spring-Fall Zone 5(-20°)	○ 🦌 🦌
grandiflora 'Illico' *New* •Compact variety bearing a profusion of golden yellow flowers. Non-invasive and does not reseed like some of the other varieties.	H6-8" W6-8"	Late Spring-Fall Zone 5(-20°)	○ 🦌 🦌
grandiflora 'Presto' •Golden yellow with a semi-double flower.	H6-12" W6-8"	Late Spring-Fall Zone 4(-30°)	○ 🦌 🦌
grandiflora 'Santa Fe' •A vigorous large-flowered plant that becomes covered with many semi-double golden blossoms.	H12-18" W10-16"	Late Spring-Fall Zone 4(-30°)	○ 🦌 🦌
grandiflora 'Sunkiss' *New* •Nearly 3" wide, golden yellow flowers with burgundy-red centers.	H12-14" W14-16"	Late Spring-Fall Zone 4(-30°)	○ 🦌 ✂️
grandiflora 'Sunny Day' •Large single golden-yellow.	H18-23" W12-16"	Spring-Summer Zone 4(-30°)	○ 🦌 🦌
'Jethro Tull' •Golden yellow with fluted petals.	H12-18" W14-18"	Late Spring-Fall Zone 5(-20°)	○ 🦌 🦌
lanceolata 'Baby Sun' •Yellow flowers with red speckles around the throat.	H12-18" W18-24"	Late Spring-Fall Zone 4(-30°)	○ 🦌 🦌
'Solanna Golden Sphere' •Grows a low mound of leathery green leaves with upright stems of large, fluffy, golden yellow pom-pom flowers.	H12-18" W12-18"	Late Spring-Fall Zone 5(-20°)	○ 🦌 🦌
'Tequila Sunrise' •Bright yellow flowers with deep orange centers grow over foliage that is variegated creamy yellow with a hint of pink.	H14-16" W12-14"	Late Spring-Fall Zone 5(-20°)	○ 🦌 🦌
verticillata 'Crème Brûlée' •Small butter yellow daisies with delicately serrated tips and thread-leaf foliage.	H12-18" W24-36"	Late Spring-Fall Zone 4(-30°)	○ 🦌 🦌
verticillata 'Gardenscape Melon' *New* •Produces a multitude of lovely soft orange flowers.	H8-12" W8-10"	Late Spring-Fall Zone 5(-20°)	○ 🦌 🦌
verticillata 'Moonbeam' •Light yellow with dark yellow center and thread leafed foliage.	H18-24" W18-24"	Late Spring-Fall Zone 4(-30°)	○ 🦌 🦌
verticillata 'Permathread Shades of Rose' *New* •Thin green leaves form a compact uniform mound. Delicate pink petals form a single layer daisy around a yellow center.	H16-18" W12-18"	Late Spring-Fall Zone 5(-20°)	○ 🦌 🦌

PERENNIAL
FAVORITES



verticillata 'Sienna Sunset' •Large burnt sienna colored flowers that lighten to a deep orange as they age. Thread-leaf foliage.	H16-20" W12-24"	Late Spring-Fall Zone 5(-20°)	○ ♀ ☹
verticillata 'Zagreb' •Bright golden yellow flowers with thread leaf foliage.	H12-18" W12-18"	Late Spring-Fall Zone 4(-30°)	○ ♀ ☹
Leading Lady Series Bred to flower earlier with floriferous blooming all summer. Cold and heat tolerant, and mildew resistant.			
'Charlize' •Frilly, double yellow flowers.	H18-23" W12-16"	Summer Zone 5(-20°)	○ ♀ ✂
'Lauren' •Large, single yellow flowers.	H18-23" W12-16"	Summer Zone 5(-20°)	○ ♀ ✂
'Sophia' •Large, yellow flowers with tubular petals.	H18-23" W12-16"	Summer Zone 5(-20°)	○ ♀ ✂
Li'l Bang Series Naturally compact plants that exhibit great disease resistance and long bloom time. Perfect size for container gardening, rock gardens and the front of the border.			
'Daybreak' •Single red flowers with a thin vibrant yellow-orange edge.	H8-12" W12-18"	Late Spring-Early Fall Zone 5(-20°)	○ ♀ ☹
'Enchanted Eve' •Large, single yellow-orange flowers with a red center that looks like the red color has been brushed into the yellow.	H8-12" W12-18"	Late Spring-Early Fall Zone 5(-20°)	○ ♀ ☹
'Red Elf' •Very large, rich red flowers produced on dwarf plants.	H8-12" W10-16"	Late Spring-Early Fall Zone 5(-20°)	○ ♀ ☹
'Starbright' •Large flowers of soft yellow with a deep red center on a dwarf and compact habit.	H6-12" W12-18"	Late Spring-Early Fall Zone 5(-20°)	○ ♀ ☹
'Starlight' •Very large, creamy flowers with a burgundy center turn a rosy pink in cooler temperatures.	H8-12" W12-18"	Late Spring-Early Fall Zone 5(-20°)	○ ♀ ☹
'Starstruck' •Large lavender flowers with white tips and yellow centers cover dense, finely cut deep green foliage.	H12-16" W14-18"	Late Spring-Early Fall Zone 5(-20°)	○ ♀ ☹
Sizzle and Spice Series (verticillata) Compact, rounded habit of bright green threadleaf foliage that is covered with flowers.			
'Crazy Cayenne' •Red-orange.	H14-18" W22-26"	Late Spring-Early Fall Zone 5(-20°)	○ ♀ ☹
'Curry Up' •Yellow with a bright red center.	H14-18" W22-26"	Late Spring-Early Fall Zone 5(-20°)	○ ♀ ☹
'Hot Paprika' •Deep red.	H14-18" W22-26"	Late Spring-Early Fall Zone 5(-20°)	○ ♀ ☹
'Red Hot Vanilla' *New* •Cream with a dark red eye.	H14-18" W22-26"	Late Spring-Early Fall Zone 5(-20°)	○ ♀ ☹
'Sassy Saffron' *New* •Lemon yellow with a deep maroon eye.	H14-18" W22-26"	Late Spring-Early Fall Zone 5(-20°)	○ ♀ ☹
'Zesty Zinger' •Dark red eye with ivory-white petals which have red tip.	H14-18" W22-26"	Late Spring-Early Fall Zone 5(-20°)	○ ♀ ☹
Uptick Series Blooms all summer on a tidy, mounded habit. Mildew resistant.			
'Bronze and Gold' •A large eye of deep bronze is framed by gold.	H12-15" W14-16"	Summer Zone 5(-20°)	○ ♀ ☹
'Cream' •Large, creamy white to pale yellow single blooms.	H12-15" W14-16"	Summer Zone 5(-20°)	○ ♀ ☹
'Cream and Red' •Small eye of dark red on a large flower of buttery-cream.	H12-15" W14-16"	Summer Zone 5(-20°)	○ ♀ ☹
'Yellow and Red' •Large yellow flowers with a dark red center.	H12-15" W14-16"	Summer Zone 5(-20°)	○ ♀ ☹

PERENNIALS



PERENNIAL
FAVORITES

Cosmos Typically grown for its continuous call all season. Plants can be lifted and stored like a dahlia for the winter.

atrosanguineus 'Chocamocha'

•This variety features amazing velvety blooms in rich cocoa shades that even smell of chocolate. It is particularly compact and much shorter than other cultivars, so the red-brown stems won't require staking.

H10-14"
W10-14"

Summer-Fall
Zone 7(0°)



Crocasmia Montbretia Forms clumps of tall sword-shaped foliage with long arching stems of funnel shaped blossoms.

'Lucifer'

•Scarlet

H36-40"
W12-23"

Summer
Zone 5(-20°)



Delosperma Iceplant Succulent clumping form, spreads but stays in a tight mat. Blooms will close at night and re-open the next morning.

'Alan's Apricot'

•Stunning apricot flowers over grey-green foliage.

H2-4"
W10-12"

Late Spring-Summer
Zone 5(-20°)



cooperi Cooper's Hardy Ice Plant

•The succulent, needle-like leaves have fluorescent purple upward facing flowers.

H2-4"
W18-24"

Late Spring-Summer
Zone 4(-30°)



'Fire Spinner'

•Masses of dark orange, pink and white flowers are produced on apple green foliage.

H2-4"
W12-18"

Late Spring-Summer
Zone 4(-30°)



'John Proffit' Table Mountain

•The fuchsia colored flowers with bright yellow and white centers bloom over dark green foliage.

H2-4"
W12-24"

Late Spring-Summer
Zone 4(-30°)



'Kelaidis' Mesa Verde

•Stunning salmon-pink flowers grow atop grey-green foliage.

H4-6"
W12-24"

Spring-Summer
Zone 5(-20°)



nubigenum Yellow Hardy

•Bears a load of small starry yellow flowers, foliage turns bronze in winter.

H2-4"
W12-24"

Late Spring-Summer
Zone 4(-30°)



'Psfave' Lavender Ice

•Iridescent lavender with dark eyes, foliage turns purple in winter.

H2-4"
W12-24"

Spring-Summer
Zone 4(-30°)



'Red Mountain Flame'

•This is a tough, vigorous cold hardy plant with large blazing orange-red flowers over light green foliage.

H2-4"
W12-18"

Late Spring-Summer
Zone 5(-20°)



Jewel of the Desert Series This series produces carpetlike mats of succulent foliage with neon-colored daisy-type flowers. These are a new generation of delosperma that will bloom continuously from spring until frost.

'Amethyst'

•Pink around the perimeter surrounding a bright purple center.

H4-6"
W8-16"

Late Spring-Summer
Zone 4(-30°)



'Garnet'

•Brilliant scarlet and lavender petals with a central white eye.

H4-6"
W8-16"

Late Spring-Summer
Zone 4(-30°)



'Grenade'

•This variety produces loads of starry flowers with petals that are orange around the perimeter surrounding a bright red center.

H4-6"
W8-16"

Late Spring-Summer
Zone 4(-30°)



'Moonstone'

•Pristine white blooms with gold tipped stamens that sparkle.

H4-6"
W8-16"

Late Spring-Summer
Zone 5(-20°)



'Opal'

•Fuchsia around the perimeter surrounding a bright yellow center.

H4-6"
W8-16"

Late Spring-Summer
Zone 5(-20°)



'Peridot'

•Cheerful yellow with a white eye and yellow stamens.






















































H4-6"
W8-16"

Late Spring-Summer
Zone 5(-20°)



PERENNIAL
FAVORITES



'Rosequartz' •Pink with a white eye and yellow stamens.	H4-6" W8-16"	Late Spring-Summer Zone 5(-20°)	  
'Ruby' •Rose pink with a white eye and yellow stamens.	H4-6" W8-16"	Late Spring-Summer Zone 5(-20°)	  
'Topaz' •Pale orange petals with pale rose-pink tips, white eye and yellow stamens.	H4-6" W8-16"	Late Spring-Summer Zone 5(-20°)	  
Wheels of Wonder Series This series produces large, beautiful flowers that bloom continuously. Blooms are held above plum, succulent olive-green foliage.			
'Fire Wonder' •Fiery red petals with a yellow and white eye and yellow stamens.	H6-8" W18-24"	Late Spring-Summer Zone 5(-20°)	  
'Golden Wonder' •Bright golden yellow with a white eye and yellow stamens.	H6-8" W18-24"	Late Spring-Summer Zone 5(-20°)	  
'Hot Pink Wonder' •Hot pink with a yellow center.	H6-8" W18-24"	Late Spring-Summer Zone 5(-20°)	  
'Orange Wonder' •Huge, creamsicle orange with yellow centers.	H6-8" W18-24"	Late Spring-Summer Zone 5(-20°)	  
'Violet Wonder' •Violet petals surround bright white centers.	H6-8" W18-24"	Late Spring-Summer Zone 5(-20°)	  
'White Wonder' •Pure white flowers.	H6-8" W18-24"	Late Spring-Summer Zone 5(-20°)	  
Delphinium <i>Larkspur</i> These plants have a tall, stately, dignified appearance. Mounds of dark green, glossy foliage have spikes of showy spurred flowers.			
grandiflorum 'Blue Mirror' •Navy blue flowers forming a compact mound of well-branched lacy foliage.	H12-18" W10-12"	Early Summer Zone 3(-40°)	    
nudicaule 'Laurin' •Colorful sprays of long spurred bright red flowers.	H12-16" W12-18"	Early Summer Zone 3(-40°)	    
Delphina Series Mounds of dark green, glossy foliage have spikes of showy, spurred flowers. Compact habit produces heavy double blooms.			
'Dark Blue/Black Bee' *New* •Dark Blue with black centers.	H18-20" W13-15"	Summer Zone 3(-40°)	   
'Dark Blue/White Bee' •Dark blue with white centers.	H18-20" W13-15"	Summer Zone 3(-40°)	   
'Light Blue/White Bee' *New* •Soft powder blue with white centers.	H18-20" W13-15"	Summer Zone 3(-40°)	   
'Rose/White Bee' *New* •Rose colored flowers with white centers.	H18-20" W13-15"	Summer Zone 3(-40°)	   

PERENNIALS



PERENNIAL
FAVORITES

Delphinium *Larkspur* Continued

Highlander Series Stately spires of full double, frilly blossoms over a mound of deeply-cut green leaves. Compact growth habit.

'Crystal Delight' *New* •Pale lilac blooms with green centers.	H30-40" W16-20"	Early Summer Zone 3(-40°)	○ ☼
'Morning Sunrise' *New* •White flowers with pale green centers.	H30-40" W16-20"	Early Summer Zone 3(-40°)	○ ☼
'Sweet Sensation' *New* •Bright mauve-purple flowers kissed with blue-green.	H30-40" W16-20"	Early Summer Zone 3(-40°)	○ ☼

Magic Fountains Series (elatum) Plants have a compact dwarf habit with dark green deeply toothed leaves. Thick stems do not require staking and aren't easily blown over in the wind.

'Dark Blue/Dark Bee' •Dark blue with a dark center.	H24-36" W18-24"	Early Summer Zone 3(-40°)	○ ☼ ☼ ☼ ✂ ☼
'Dark Blue/White Bee' •Dark blue with a white center.	H24-36" W18-24"	Early Summer Zone 3(-40°)	○ ☼ ☼ ☼ ✂ ☼
'Mix' •Mixture of whites, pinks, blues and purples.	H24-36" W18-24"	Early Summer Zone 3(-40°)	○ ☼ ☼ ☼ ✂ ☼
'Sky Blue/White Bee' •Sky blue with white center.	H24-36" W18-24"	Early Summer Zone 3(-40°)	○ ☼ ☼ ☼ ✂ ☼

Pacific Giants Series (elatum) Requires a little more effort as you really should stake them for a spectacular display. The 4' to 7' tall stalks bear 3" double flowers and are mildew resistant.

'Blue Bird' •Blue with a white center.	H48-72" W18-24"	Early Summer Zone 3(-40°)	○ ☼ ✂
'Galahad' •Pure white petals.	H48-72" W18-24"	Early Summer Zone 3(-40°)	○ ☼ ✂
'King Arthur' •Deep violet-blue blossoms with a white center.	H48-72" W18-24"	Early Summer Zone 3(-40°)	○ ☼ ✂
'Mix' •Mixture of whites, pinks, blues and purples.	H48-72" W18-24"	Early Summer Zone 3(-40°)	○ ☼ ✂

Summer Series (grandiflorum) Elegant, dwarf, bushy habit. Heat tolerant. Totally unlike the tall, spiky Delphinium cultivars, this little beauty has compact mounds of well-branched lacy foliage.

'Morning' •Pastel pink.	H10-14" W10-12"	Early Summer Zone 3(-40°)	○ ☼ ☼ ☼ ✂ ☼
'Nights' •Clear blue.	H10-14" W10-12"	Early Summer Zone 3(-40°)	○ ☼ ☼ ☼ ✂ ☼

Dianthus *Pinks* Evergreen plants. Many are fragrant with grey to green foliage.

barbatus 'Pinocchio Double Dwarf Mix' Sweet William •White, pink and red mix with green foliage.	H6-8" W8-12"	Late Spring Zone 4(-30°)	○ ☼ ☼ ☼ ☼
barbatus 'Indian Carpet' Sweet William •Low mound of light green leaves bearing showy clusters of bright, single flowers in mixed shades from white to pink, salmon and red.	H6-10" W10-12"	Late Spring Zone 4(-30°)	○ ☼ ☼ ☼ ☼
barbatus nanus 'Midget Mix' •White, pink and red mix with green foliage.	H8-12" W12-20"	Late Spring Zone 4(-30°)	○ ☼ ☼ ☼ ☼
'Cadence Milk Cherry' *New* •Double flowers are white and gradually transitions to a true red.	H8-12" W8-12"	Late Spring Zone 4(-30°)	○ ☼ ☼ ☼ ✂ ☼
gratianopolitanus 'Feuerhexe' Firewitch •Bright magenta-pink, upward facing blooms that smell like cloves over silver blue foliage.	H6-10" W8-12"	Late Spring Zone 4(-30°)	○ ☼ ☼ ☼ ☼



gratianopolitanus 'Tiny Rubies' •Pink double flower with deep green foliage.	H4-8" W10-12"	Late Spring Zone 4(-30°)	
'Kahori' •Semi-double bright pink blooms above grey-green foliage that has a compact upright habit.	H8-12" W8-12"	Late Spring Zone 4(-30°)	
'Kahori Pink' •Dark pink, scented, semi-double blooms above grey-green foliage with a compact, upright habit.	H8-12" W8-12"	Late Spring Zone 4(-30°)	
'Kahori Scarlet' •Red, semi-double blooms above grey-green foliage with a compact, upright habit.	H8-12" W8-12"	Late Spring Zone 4(-30°)	
American Pie Series Bred for blooms that are carried on sturdy stems that do not flop. Cold and drought tolerant once established. Very fragrant blooms.			
'Bumbleberry' Pie *New* •Rose-pink, single blooms with unique, vivid pink centers.	H10-12" W10-12"	Late Spring Zone 5(-20°)	
'Georgia Peach Pie' *New* •Pale, blush pink, single blooms with unique, vibrant coral centers.	H10-12" W10-12"	Late Spring Zone 5(-20°)	
'Key Lime Pie' *New* •Pure white, single blooms with unique, apple green centers.	H10-12" W10-12"	Late Spring Zone 5(-20°)	
Beauties Series First year flowering, very hardy, and heat tolerant. This new outstanding variety from Japan forms a clump of grassy, grey-green foliage, with a long summer display of fragrant blooms. Well suited for edging and in the rock garden.			
'Annabelle' *New* •Bright pure white.	H6-8" W12-16"	Late Spring Zone 3(-40°)	
'Doutzen' •Single flowers in light pink to almost white.	H6-8" W12-16"	Late Spring Zone 3(-40°)	
'Kate' *New* •Masses of single, raspberry colored flowers.	H6-8" W12-16"	Late Spring Zone 3(-40°)	
Dessert Series Very vigorous, disease resistant, fragrant, and single flowered.			
'Cranberry Ice' •Rose pink flowers with a cranberry red eye and a matching, picotee, pinked edge.	H6-12" W10-14"	Spring-Summer Zone 4(-30°)	
'Strawberry Sorbet' •Red with rose splotches and pink edges with a red center and silver-green foliage.	H6-12" W10-14"	Late Spring-Summer Zone 4(-30°)	
Early Bird Series Double flowered and among the first Dianthus of the season to bloom.			
'Chili' •Dark coral with silver-green foliage.	H4-8" W8-10"	Early Spring Zone 5(-20°)	
'Fizzy' •Lavender with a maroon center and silver-green foliage.	H8-12" W8-10"	Early Spring Zone 5(-20°)	
'Frosty' •White with silver-green foliage.	H4-8" W8-10"	Early Spring Zone 5(-20°)	
'Radiance' •Crimson with silver-green foliage.	H4-8" W8-10"	Early Spring Zone 5(-20°)	
'Sherbet' •Cherry-pink bossoms with silver-green foliage.	H4-8" W8-10"	Early Spring Zone 5(-20°)	



Dianthus *Pinks* Continued

Everlast Series Double flowers that will bloom once in spring, once in summer, and once in fall.









































































'Burgundy Blush' •Upright stems of fragrant, raspberry-pink flowers that have a contrasting bright pink fringed edge.	H8-12" W10-14"	Spring and Fall Zone 4(-30°)	○ ● ☞ ☞
'Dark Pink' •Dark pink with silver foliage.	H8-12" W10-14"	Spring and Fall Zone 4(-30°)	○ ● ☞ ☞
'Lavender Eye' *New* •Lavender-pink, double flowers with fringed petals and red eye.	H8-12" W10-14"	Spring and Fall Zone 4(-30°)	○ ● ☞ ☞
'Light Pink Eye' *New* •Medium pink, single flowers with a raspberry-pink eye.	H8-12" W10-14"	Spring and Fall Zone 4(-30°)	○ ● ☞ ☞
'Lilac Eye' *New* •Lilac-pink ruffled blooms with a deep crimson eye.	H8-12" W10-14"	Spring and Fall Zone 4(-30°)	○ ● ☞ ☞
'Orchid' *New* •Bright, bubblegum-pink, double flowers with fringed edges.	H8-12" W10-14"	Spring and Fall Zone 4(-30°)	○ ● ☞ ☞
'Raspberry Cream' •Double mauve blooms with a pink edge.	H8-12" W10-14"	Spring and Fall Zone 4(-30°)	○ ● ☞ ☞
'Red and Pink' •Double red and pink flowers.	H8-12" W10-14"	Spring and Fall Zone 4(-30°)	○ ● ☞ ☞
'White with Eye' *New* •White double flowers featuring a lilac-pink eye and fringed edges.	H8-12" W10-14"	Spring and Fall Zone 4(-30°)	○ ● ☞ ☞

Floral Lace Early flowering. Performs well in gardens under tough conditions. Bright green leaves. Biennial.

'Cherry' •Bright cherry red	H8-10" W8-10"	Late Spring-Fall Zone 6(-10°)	○ ☞
'Crimson' •Maroon red	H8-10" W8-10"	Late Spring-Fall Zone 6(-10°)	○ ☞
'Lilac' •Lilac purple	H8-10" W8-10"	Late Spring-Fall Zone 6(-10°)	○ ☞
'Picotee' •Magenta with white edges.	H8-10" W8-10"	Late Spring-Fall Zone 6(-10°)	○ ☞
'Purple' •Dark violet centers with a slightly lighter margin on the outer edge.	H8-10" W8-10"	Late Spring-Fall Zone 6(-10°)	○ ☞
'True Rose' •Deep rose with a red eye zone.	H8-10" W8-10"	Late Spring-Fall Zone 6(-10°)	○ ☞
'Violet' •Dark violet centers with lighter edges.	H8-10" W8-10"	Late Spring-Fall Zone 6(-10°)	○ ☞

Scent First Series Fragrant, double flowered.

'Coconut Surprise' •White with red center and silver-green foliage.	H6-12" W12-18"	Late Spring Zone 4(-30)	○ ● ☞ ☞
'Coral Reef' *New* •Grey-blue foliage topped with double flowers featuring frilly, deep coral petals with white picotee edge.	H6-12" W12-18"	Late Spring Zone 4(-30)	○ ● ☞ ☞
'Devon Flavia' Candy Floss •Pink with a red-purple accent and silver foliage.	H6-12" W12-18"	Late Spring Zone 4(-30)	○ ● ☞ ☞
'Devon Yolande' Raspberry Surprise •Pink with a red center and silver foliage.	H6-12" W12-18"	Late Spring Zone 4(-30)	○ ● ☞ ☞

'WP' Sugar Plum •Rose with pink edges and silver foliage.	H6-12" W12-18"	Late Spring Zone 4(-30)	   
'WP' Passion •Red with silver foliage.	H6-12" W12-18"	Late Spring Zone 4(-30)	   
Star Series Compact, long blooming plants that are hardy and heat tolerant with a mounding habit. Disease resistant. Deadhead to prolong blooming.			
'Devon Esther' Double Pop Star •Semi-double pink with a red center and silver foliage	H6-8" W6-10"	Late Spring Zone 4(-30)	   
'Eastern Star' •Ruby-red with dark red center and silver foliage.	H6-8" W6-10"	Late Spring Zone 4(-30)	   
'Fire Star' •Fire red with silver foliage.	H6-8" W6-10"	Late Spring Zone 4(-30)	   
'Neon Star' •Bright pink with silver foliage.	H6-8" W6-10"	Late Spring Zone 4(-30)	   
'Peppermint Star' •Pink with a dark red center and silver foliage.	H6-8" W6-10"	Late Spring Zone 4(-30)	   
'Shooting Star' •Lavender-pink with silver foliage.	H6-8" W6-10"	Late Spring Zone 4(-30)	   
'Spangled Star' •Red with pink splotches and edging, silver foliage.	H6-8" W6-10"	Late Spring Zone 4(-30)	   
'Starlette' •Double magenta with a dark red center and silver foliage.	H6-8" W6-10"	Late Spring Zone 4(-30)	   
Diascia Twin Spur Sprays of snapdragon-like flowers bloom all summer. Foliage is upright and finely textured. Shows exceptional tolerance to both hot and cold temperatures.			
integerrima 'Coral Canyon' •Soft pink flowers have a darker pink center.	H15-24" W18-24"	Summer Zone 5(-20°)	 
Dicentra Bleeding Heart Lovely shade garden plants with classic, heart-shaped flowers and greyish-green foliage. Creates a soft, delicate display of strong blooming power.			
'King of Hearts' •Forms a vigorous clump of powdery grey-green leaves, topped by clusters of delicate, dangling, heart-shaped and bright rose-red flowers.	H8-10" W8-12"	Spring Zone 3(-40°)	    
'Luxuriant' •Cherry-pink with fern leaf foliage.	H12-18" W12-18"	Spring Zone 4(-30°)	    
spectabilis 'Gold Heart' •Red with bright gold foliage.	H24-36" W18-24"	Spring Zone 4(-30°)	    
spectabilis 'Old-Fashioned Red' •Pink and white.	H30-36" W24-36"	Spring Zone 3(-40°)	    
spectabilis 'Old-Fashioned White' •Graceful soft green foliage has long, white heart-shaped flowers with protruding, white inner petals.	H24-30" W26-34"	Spring Zone 3(-40°)	    
spectabilis 'Valentine' •Arching spikes of elegant cherry-red heart-shaped blooms with white tips are held on burgundy stems.	H22-28" W18-24"	Spring Zone 3(-40°)	    

PERENNIALS



PERENNIAL
FAVORITES

Digitalis *Foxglove* These biennial plants produce beautiful flower stalks of bell-shaped flowers above rosettes. Easy to grow. One warning: All parts of this plant are toxic if ingested, supervise small children around them.

obscura 'Sunset' •Long lasting blooms in varying shades of orange and yellow on upright, woody stems.	H12-24" W12-24"	Summer Zone 4(-30°)	
purpurea 'Candy Mountain' •Gorgeous, brilliant pink flowers with black and white speckled throats that grow upward.	H30-48" W18-24"	Summer Zone 4(-30°)	
purpurea 'Dalmatian Mix' •Includes all the Dalmations: white, yellow, peach, blue and lavender with many shades and hues in between.	H24-36" W8-12"	Summer Zone 4(-30°)	
purpurea 'Dalmatian Peach' •Glorious peach-colored trumpets appear on stout, branching stems.	H24-36" W8-12"	Summer Zone 4(-30°)	
purpurea 'Dalmation Purple' •Purple blooms spire above dark green foliage.	H24-36" W8-12"	Summer Zone 4(-30°)	
purpurea 'Dalmation Rose' •Rose trumpets rise above stout branches.	H24-36" W8-12"	Summer Zone 4(-30°)	
purpurea 'Excelsior' •Produces a mix of large trumpets of white, rose and pink.	H48-60" W18-24"	Summer Zone 4(-30°)	
thapsi 'Spanish Peaks' •Short spikes of raspberry-rose flowers grow over minature foxglove foliage.	H12-18" W8-12"	Summer Zone 4(-30°)	

Camelot Series (purpurea) These plants bloom reliably the first year with a heavy flush the second. They should be deadheaded the first year to encourage healthy overwintering and then allowed to reseed the following year as they will die out the second year.





























































































'Cream' •Tubular white creamy flowers with purple speckled throats.	H40-48" W12-24"	Summer Zone 4(-30°)	
'Lavender' •Tubular lavender flowers have throats with purple speckling that are ringed with white.	H40-48" W12-24"	Summer Zone 4(-30°)	
'Mix' •Tubular cream, lavender, rose and white flower throats with purple speckling that are ringed with white.	H40-48" W12-24"	Summer Zone 4(-30°)	
'Rose' •Purple speckles that are rimmed with white adorn the throat of these rose-pink tubular flowers.	H40-48" W12-24"	Summer Zone 4(-30°)	

Doronicum *Leopard's Bane* Semi-double flowers. Soft heart-shaped leaves. Blooms prolifically even in full shade as well as sun and is one of the earliest blooming perennials.

orientale 'Little Leo' •The brilliant yellow, daisy-like double flowers appear on short stems amid lush dark green, serrated, heart-shaped leaves.	H6-12" W8-12"	Early Spring Zone 4(-30°)	
--	------------------	------------------------------	--

PERENNIAL
FAVORITES

Echinacea Coneflower Daisy-type flowers. The petal rays droop from the large conical crown. Coneflower prefers moderate to slightly dry conditions. Great for dried flowers.

'Cheyenne Spirit' •Mix from rich purple, pink, red and orange tones to lighter yellows, creams and white on well branched, durable plants.	H20-30" W14-24"	Summer-Fall Zone 4(-30°)	    
'Flame Thrower' •Large two-toned orange and yellow flowers.	H36-40" W24-30"	Summer-Fall Zone 4(-30°)	    
'Now Cheesier' •Deep golden yellow (cheddar cheese orange) blossoms.	H24-30" W18-24"	Summer-Fall Zone 4(-30°)	    
paradoxa Yellow Coneflower *Native & Waterwise* •Bright yellow flower that will usually rebloom without deadheading.	H24-36" W12-18"	Summer Zone 5(-20°)	   
purpurea 'Double Decker' •Large magenta-pink flowers sprout another set of petals atop the cone.	H36-40" W24-30"	Summer-Fall Zone 4(-30°)	    
purpurea 'Feeling Pink' •Pink flowers on deep green foliage, compact form with an excellent branching habit.	H16-20" W12-18"	Summer-Fall Zone 4(-30°)	    
purpurea 'Feeling White' •Produces many white flowers on a multi-branched plant with deep green foliage.	H16-20" W12-18"	Summer-Fall Zone 4(-30°)	    
purpurea 'Green Jewel' •Light green petals surround the large green cone.	H20-24" W18-24"	Summer-Fall Zone 3(-40°)	    
purpurea 'Green Twister' *New* •Lime green blooms with magenta purple centers.	H24-36" W18-24"	Summer-Fall Zone 3(-40°)	    
purpurea 'Magnus' •Beautiful rose-pink petals with a coppery-brown, spiky central cone.	H30-40" W18-24"	Summer-Fall Zone 3(-40°)	    
purpurea 'Mellow Yellows' *New* •The flower colors range from light yellow to the deepest gold with bright orange centers.	H24-30" W12-24"	Summer-Fall Zone 4(-30°)	    
purpurea 'Pow Wow White' •Each flower features clean white rays which encircle a large yellow to yellowish-brown cone.	H20-30" W12-18"	Summer-Fall Zone 4(-30°)	    
purpurea 'Pow Wow Wildberry' •Fragrant, deep purple-pink to near-magenta flowers with burnt orange cones.	H20-30" W12-18"	Summer-Fall Zone 4(-30°)	    
purpurea 'Prairie Splendor Compact Rose' •Deep rose flowers, tighter more compact habit.	H16-20" W16-18"	Summer-Fall Zone 4(-30°)	    
purpurea 'Prairie Splendor Compact White' •White with a green cone.	H16-20" W16-18"	Summer-Fall Zone 4(-30°)	    
tennesseensis Rocky Top •Compact, vigorous and very floriferous, this plant produces pastel pink, flat-topped flowers with black cones.	H24-28" W14-18"	Summer-Fall Zone 4(-30°)	    
'Tiki Torch' •Bright orange blooms sit atop strong upright stems which retain intense color for weeks.	H30-36" W18-23"	Summer-Fall Zone 4(-30°)	    
'Tomato Soup' •Warm, tomato-red flowers grow to 6" wide. A heavy blooming variety.	H18-24" W12-18"	Summer-Fall Zone 5(-20°)	    
Cone-fec-tion Series (purpurea) Very unique plants of fancy double pom-pom flowers.			
'Hot Papaya' •Red-orange with a double flower and strong sturdy stems.	H28-34" W18-24"	Summer-Fall Zone 4(-30°)	  



Echinacea Coneflower Continued

Double Scoop Series Abundant, fully double flowers boast brilliant, non-fading color. Very hardy plants overwinter well and provide long-lasting garden enjoyment. First-rate branching for more flowers and superior show.

'Bubble Gum' •Bright, bubblegum pink center cushion and flared ray petals.	H20-24" W18-20"	Smmer-Fall Zone 4(-30°)	○ ♀ ✂
'Cranberry' •Large, double deep pink flowers with cranberry red center cushions surrounded by flared ray petals.	H20-24" W16-22"	Summer-Fall Zone 4(-30°)	○ ♀ ✂ ✂ ♀ ☼
'Lemon Cream' •Opens yellow and matures to a rich cream.	H20-24" W16-22"	Summer-Fall Zone 4(-30°)	○ ♀ ✂ ✂ ♀ ☼
'Raspberry' •Double layered petals with a center cushion covered in intense raspberry-rose color.	H28-30" W24-28"	Summer-Fall Zone 4(-30°)	○ ♀ ✂ ✂ ♀ ☼

Sombrero Series (purpurea) Extremely well-branched and naturally compact.

'Adobe Orange' •Large, single flowers with overlapping orange petals surrounding a large, rust-brown cone.	H20-26" W16-24"	Summer-Fall Zone 4(-30°)	○ ♀ ✂ ✂ ♀ ☼
'Baja Burgundy' •Vibrant, deep burgundy daisy flowers.	H18-20" W22-24"	Summer-Fall Zone 4(-30°)	○ ♀ ✂ ✂ ♀ ☼
'Flamenco Orange' •Dark orange	H20-26" W16-24"	Summer-Fall Zone 4(-30°)	○ ♀ ✂ ✂ ♀ ☼
'Granada Gold' *New* •Golden yellow	H18-20" W22-24"	Smmer-Fall Zone 4(-30°)	○ ♀ ✂
'Hot Coral' •Coral-orange	H20-26" W16-24"	Summer-Fall Zone 4(-30°)	○ ♀ ✂ ✂ ♀ ☼
'Sangrita' *New* •Bright scarlet reddish-orange.	H18-20" W22-24"	Smmer-Fall Zone 4(-30°)	○ ♀ ✂

Sunseekers Series This series has clean foliage with a well branched habit. They are extremely floriferous with non-fading vibrant flowers.

'Magenta' *New* •Dark pink	H18-24" W12-18"	Summer-Fall Zone 4(-30°)	○ ♀ ✂
'Mellow' *New* •Goldish yellow	H18-24" W12-18"	Summer-Fall Zone 4(-30°)	○ ♀ ✂
'Orange' *New* •Deep orange	H18-24" W12-18"	Summer-Fall Zone 4(-30°)	○ ♀ ✂
'Pink' *New* •Non-fading soft pink.	H18-24" W12-18"	Summer-Fall Zone 4(-30°)	○ ♀ ✂
'Purple' *New* •Purple	H18-24" W12-18"	Summer-Fall Zone 4(-30°)	○ ♀ ✂
'Red' *New* •Deep Red	H18-24" W12-18"	Summer-Fall Zone 4(-30°)	○ ♀ ✂
'White' *New* •Pure white with a brown cone.	H18-24" W12-18"	Summer-Fall Zone 4(-30°)	○ ♀ ✂
'Yellow' *New* •Bright yellow	H18-24" W12-18"	Summer-Fall Zone 4(-30°)	○ ♀ ✂

Echium Bugloss

amoenum Red Feathers •Russet-red spikes of flowers, dark green basal foliage. Deadhead for rebloom. Thrives in poor soil.	H10-14" W12-18"	Early Summer-Fall Zone 3(-40°)	○ ♀ ✂ ♀ ☼
---	--------------------	-----------------------------------	--------------

Engelmannia *Englemann's Daisy*

peristenia *Englemann's Daisy* *Native & Waterwise*

•Clump forming habit is adorned with fuzzy green leaves that resemble an over-sized Gaillardia. The clumps grow 24" long flowering stalks of small eight-petaled yellow daisies that open in late afternoon then fold under in intense heat and sunlight the next day. Likes well drained soil.

H18-24"
W12-18"

Spring-Fall
Zone 5(-20°)



Ephedra *Green Mormon Tea*

viridis *Green Mormon Tea* *Native & Waterwise*

•Attractive plant with textured green stems. Small cone-like flowers are light yellow. Does well in sandy, gravelly soils. Best used as an accent plant. Thought to be used by Mormon pioneers as a medicinal tea.

H24-48"
W24-48"

Early Spring
Zone 3(-40°)



Erigeron *Fleabane*

speciosus *Azure Fairy*

•Very showy, lavender, aster-like flowers. Compact grey-green foliage.

H20-24"
W18-24"

Summer-Fall
Zone 4(-30°)



Eriogonum *Buckwheat*

brevicaule *Shortstem Buckwheat* *Native & Waterwise*

•Variable shrub with mounding growth habit. Flower color is a creamy yellow in summer. Attractive silver-green foliage.

H8-12"
W18-24"

Summer-Fall
Zone 3(-40°)



heracleoides *Parsnip Buckwheat*

•Creamy white flowering subshrub covered in soft hairs.

H12-18"
W9-12"

Summer
Zone 3(-40°)



jamesii *James Buckwheat* *Native & Waterwise*

•Foliage is covered with fuzzy hairs. Leaf color is light olive-green, often with reddish highlights. Flower color is cream. The flowers are arranged in large umbels and entirely cover the plant when in bloom. In fall, the leaves take on a burgundy color.

H12-18"
W12-18"

Summer-Fall
Zone 3(-40°)



racemosum *Redroot* *Native & Waterwise*

•Compact with oblong basal leaves and slender flowering stems that are terminated by racemes of white to pink, tubular flowers.

H6-12"
W6-12"

Early Summer-Fall
Zone 3(-40°)



umbellatum v. aureum 'Kannah Creek' *Native & Waterwise*

•The yellow flowers age to shades of orange and rust by late summer. The grey-green evergreen foliage is compact and turns burgundy from fall to early spring. Plant Select

H12-15"
W15-24"

Late Spring-Fall
Zone 3(-40°)



umbellatum v. aureum *Sulphur Buckwheat* *Native & Waterwise*

•Masses of yellow flowers turn orange as they age. Green foliage changes to a vivid purple-red in winter, vigorous growth habit.

H12-16"
W18-24"

Late Spring-Summer
Zone 3(-40°)



Erodium *Heron'sbill*

variable 'Bishop's Form'

•A Geranium look-a-like with small pink flowers. Foliage is a dark green turning burgundy in the fall.

H2-4"
W6-12"

Late Spring
Zone 6(-10°)



Eryngium *Sea Holly* These plants usually have spiny leaves with tight dome shaped umbels of flowers resembling thistles. They can tolerate hot, dry sites and soils high in salts.

'Blue Hobbit' *New*

•Dwarf sea holly that rises in a globular mound. Spiny, egg-shaped, purplish-blue flower heads atop silver-blue stems appear in a profuse and long summer bloom.

H6-12"
W6-12"

Summer
Zone 4(-30°)



planum 'Jade Frost' *New*

•Blue-green leaves edged in cream serve as a bright background for the silver blue spiny flowers.

H24-30"
W10-14"

Summer
Zone 3(-40°)



PERENNIALS



PERENNIAL
FAVORITES

Erysimum Wallflower They are among the first to bloom in spring. Evergreen with narrow leaves and dense racemes of fragrant, large, clustered four-petaled flowers.

cheiri 'Charity Mix' •The low mounding plants produce clusters of green lance-shaped leaves that bloom a mix of pink, red, purples, and yellows, early spring and fall.	H10-12" W8-10"	Spring and Fall Zone 7(10°)	○ ● ✈
kotschyanum 'Canaries' •Light green leaves act as a perfect backdrop for small, bright yellow flowers.	H6-12" W10-12"	Early Spring Zone 5(-20°)	○ ✈
Sugar Rush Series (cheiri) Sweetly scented blooms, produces dark green foliage and branches better than traditional wallflowers. One central spike is surrounded by 4 to 5 side branches. Tolerates cold, frost and rain. Bushy, compact, upright habit.			
'Sugar Rush Mix' •Mix of red, yellow, purple, and orange.	H14-16" W10-12"	Early Spring Zone 6(-10°)	○ ✈
'Orange' •Orange shades.	H14-16" W10-12"	Early Spring Zone 6(-10°)	○ ✈
'Purple Bicolor' •Purple shades.	H14-16" W10-12"	Early Spring Zone 6(-10°)	○ ✈
'Red' •Red shades.	H14-16" W10-12"	Early Spring Zone 6(-10°)	○ ✈

Eupatorium Joe Pye Weed Plants bear tubular and fringe-like flowerheads that add soft color and texture to the summer and fall garden. These plants form diverse habitats are grown for their ease of care and their usefulness in mixed borders, wild gardens, and other naturalized areas.

maculatum 'Baby Joe' •Short and compact growth that produces broad clusters of fuchsia flowers.	H24-36" W12-24"	Late Summer-Fall Zone 4(-30°)	○ ● ✈ ✂ 🦌
rugosum 'Chocolate' •Tall masses of chocolate-purple leaves with shiny deep purple stems and petioles, followed in autumn with small white flowers.	H36-48" W24-36"	Late Summer-Fall Zone 3(-40°)	○ ● ✈ ✂ 🦌

Euphorbia Spurge The flowers have no petals or sepals. What appear to be flowers are actually part of the leaf structure called a bract. All parts of this plant are toxic.

amyglaoides 'Ruby Glow' •Red foliage with yellow flowers.	H12-18" W14-18"	Summer Zone 6(-10°)	○ ● 🦌
martinii 'Ascot Rainbow' •Multi-colored green, chartreuse, and rose.	H18-20" W18-20"	Summer Zone 5(-20°)	○ ● 🦌
martinii 'Tiny Tim' •Creamy green with a small red center, foliage is dark green with burgundy stems.	H10-12" W12-18"	Summer Zone 5(-20°)	○ ● 🦌
polychroma 'Bonfire' •Sulphur yellow with burgundy foliage.	H10-12" W12-18"	Summer Zone 5(-20°)	○ ● 🦌
polychroma Cushion Spurge •Light yellow with dark green foliage. Aggressive growth habit which can be invasive without management.	H12-18" W12-18"	Summer Zone 5(-20°)	○ ● 🦌

Fallugia Apache Plume

paradoxa Apache Plume •White solitary flowers. Native shrub, does well in rocky, gravelly soils. Seed clusters with feathery tails give it a plume-type appearance.	H48-60" W40-48"	Summer Zone 3(-40°)	○ 🌵 🦌
---	--------------------	------------------------	-------

Ferns

Athyrium niponicum 'Ghost' •Elegant, upright growth with the ghostly, silvery grey coloring of Japanese Painted Fern. Contrasting red midribs heighten the effect.	H12-36" W12-36"	Zone 4(-30°)	● 🦌
Matteuccia struthiopteris 'The King' Ostrich Fern •Long, gracefully arching stipes rising from a large crown and spreading out in a vase shape to hold their enormous, finely cut fronds.	H36-72" W36-60"	Zone 3(-40°)	● 🦌

Fragaria *False Strawberry*

'Alexandria' *New* •This alpine strawberry does not produce runners. This is a great plant to grow as an edging plant in flower or herb gardens. If you give it ample water, it will reward you with lots of very small, sweet, red berries.	H6-10" W10-12"	Spring Zone 3(-40°)	○ ● ♀
'Lipstick' •Extremely showy, easy care groundcover that rewards you with bright red flowers and shiny fruit. Great for stabilizing embankments, but also makes an excellent tub plant. Thrives in most soils.	H4-6" W12-36"	Spring Zone 3(-40°)	○ ●

Gaillardia *Blanket Flower* From the early summer on, very showy banded flowers "blanket" these lovely plants. Bright and sunny, the ends of the petals on Gaillardia flowers have a torn, ruffled appearance. Daisy like flowers in warm colors grow on sturdy stems. Blanket Flowers are very well suited for a hot, sunny garden. A butterfly favorite, and completely carefree.

'Fanfare Bicolor' *New* •Fluted scarlet flowers with bright yellow tips that flare outward from the central crown like trumpets.	H12-16" W18-24"	Summer-Fall Zone 5(-20°)	○ ♀ ☼ ☿
'Fanfare Blaze' •Red center with burnt orange fluted petals.	H12-18" W18-24"	Summer-Fall Zone 5(-20°)	○ ♀ ☼ ☿
'Fanfare Citronella' •Sunny, bright yellow, trumpet shaped flowers bloom all season long. Deadheading will promote more blooms	H20-22" W12-16"	Summer-Fall Zone 3(-40°)	○ ♀ ☼ ☿
pinatifolia <i>Hopi Blanketflower</i> *Native & Waterwise* •Easy to grow and a prolific bloomer all summer long. Large flowers with bright red centers surrounded by small, ray-type yellow petals. Will reseed.	H12-18" W8-12"	Late Spring-Summer Zone 3(-40°)	○ ♀ ☼ ▲
pulchella <i>'Firewheel'</i> Indian Blanket *Native & Waterwise* •Easy to grow annual that will produce large amounts of color for the entire season; will reseed and spread. Typical dark green Gaillardia foliage that will form a woody base. The showy flower heads are up to 3" wide with red center and small yellow border around the edge, this appearance gives a flame-like look to the blooms.	H12-24" W6-12"	Late Spring-Summer Zone 8(10°)	○ ♀ ☼ ▲

Arizona Series (aristata) Compact, uniform mounds of bright green foliage is covered in large 3-3.5" blossoms. Requires little care once established. Heat tolerant.

'Apricot' •Apricot with yellow tips and a dark orange center.	H8-12" W8-12"	Summer-Fall Zone 3(-40°)	○ ♀ ✂ ☼ ☿
'Red Shades' •Crimson blossoms with a burgundy center.	H8-12" W8-12"	Summer-Fall Zone 3(-40°)	○ ♀ ✂ ☼ ☿
'Sun' •Fiery orange-red blooms tipped by a ring of rich flame yellow.	H8-12" W12-16"	Summer-Fall Zone 3(-40°)	○ ♀ ✂ ☼ ☿

Commotion Series These fluted Gaillardias have a wonderful commotion of color. They have a very large petal count, almost semi-double in appearance with an incredibly long bloom time. They show strong vigor but with a nicely manageable, mounding habit. Drought tolerant when established.

'Frenzy' *New* •Vibrantly colored blossoms of reds to yellows have fluted petals and a higher petal count than many others, giving them a fuller, almost semi-double appearance.	H18-24" W18-24"	Summer-Fall Zone 5(-20°)	○ ♀ ☿
'Moxie' *New* •Tubular bright yellow petals with orange centers.	H18-24" W18-24"	Summer-Fall Zone 5(-20°)	○ ♀ ☿

PERENNIALS



PERENNIAL
FAVORITES

Gaillardia *Blanket Flower* Continued

Mesa Series (*grandiflora*) Very uniform, compact, well-branched plants with a strong, upright habit. They tend to flower about 2-3 weeks earlier than comparative varieties. Requires little care once established. Heat tolerant.

'Bright Bicolor' •Bright yellow, non-fading blooms with copper-red centers and red halos.	H16-18" W20-22"	Early Summer-Fall Zone 4(-30°)	○ ☀ ✂️ 🦌
'Peach' •Bright peach colored blooms with a pale, blush-orange halo.	H16-18" W20-22"	Early Summer-Fall Zone 4(-30°)	○ ☀ ✂️ 🦌
'Red' •Bright solid red with a darker center.	H16-20" W20-24"	Early Summer-Fall Zone 4(-30°)	○ ☀ ✂️ 🦌
'Yellow' •Bright solid yellow petals surround a golden button eye.	H16-18" W20-22"	Early Summer-Fall Zone 4(-30°)	○ ☀ ✂️ 🦌

Spintop Series A compact, uniform and extremely early flowering series with flower power and vibrancy throughout the summer. Excellent heat tolerance.

'Copper Sun' *New* •Coppery-red fluted petals with golden-throated flared tips.	H12-14" W12-14"	Early Summer-Fall Zone 3(-40°)	○ ☀ ✂️ 🦌
'Orange Halo' New* •Dark orange petals with golden tips that form an outer halo.	H12-14" W12-14"	Early Summer-Fall Zone 3(-40°)	○ ☀ ✂️ 🦌
'Red' *New* •Rich medium red petals with prominent gold stamens.	H12-14" W12-14"	Early Summer-Fall Zone 3(-40°)	○ ☀ ✂️ 🦌
'Red Starburst' *New* •Yellow blooms with maroon centers and cones.	H12-14" W12-14"	Early Summer-Fall Zone 3(-40°)	○ ☀ ✂️ 🦌
'Yellow Halo' *New* •Coppery red petals with bright yellow tips.	H12-14" W12-14"	Early Summer-Fall Zone 3(-40°)	○ ☀ ✂️ 🦌
'Yellow Touch' *New* •Coppery red petals outlined in yellow at the tips.	H12-14" W12-14"	Early Summer-Fall Zone 3(-40°)	○ ☀ ✂️ 🦌

Sunrita Series (*aristata*) A first year flowering selection. This compact, mounding plant requires little attention. Provides an elegant display of brightly colored blooms. Very uniform and consistent habit.

'Burgundy' •Solid, burgundy-red petals with a darker eye.	H14-20" W12-18"	Summer-Fall Zone 3(-40°)	○ ☀ ✂️ 🦌
'Golden Yellow' •Solid bright yellow.	H14-20" W12-18"	Summer-Fall Zone 3(-40°)	○ ☀ ✂️ 🦌
'Peach' *New* •Petals of peachy orange-yellow around a rust-colored button eye.	H14-20" W12-18"	Summer-Fall Zone 3(-40°)	○ ☀ ✂️ 🦌
'Red with Yellow Tip' •Red with yellow tipped petals.	H14-20" W12-18"	Summer-Fall Zone 3(-40°)	○ ☀ ✂️ 🦌
'Yellow with Red Ring' •Yellow with red rings.	H14-20" W12-18"	Summer-Fall Zone 3(-40°)	○ ☀ ✂️ 🦌

Galium Sweet Woodruff Easily grown in average, well-drained soils in part shade to full shade. Spreads by both creeping roots and self-seeding to form an attractive ground cover in moist, shady areas.

odoratum Sweet Woodruff •Aromatic clusters of tiny, star-shaped white flowers above tiers of leaves. Non-aggressive spreader.	H6-8" W24-36"	Early Summer Zone 4(-30°)	● ☀
---	------------------	------------------------------	-----

PERENNIAL
FAVORITES

Gaura Whirling Butterflies Clumping perennial with blooms spaced intermittently up the spike, giving an open effect. In the breeze the flowers move constantly, looking like a cloud of small butterflies.

lindheimeri 'Crimson' *New* •Deep pink flowers on dark red foliage; short with a very compact habit.	H18-20" W18-24"	Spring-Fall Zone 5(-20°)	○ ☞ ☛ ☞
lindheimeri 'Little Janie' *New* •Dainty flowers in shades of pink and white.	H16-18" W14-16"	Spring-Fall Zone 5(-20°)	○ ☞ ☛ ☞
lindheimeri 'Rosyjane' •White with pink edges and dark green foliage.	H18-24" W12-24"	Spring-Fall Zone 5(-20°)	○ ☞ ☛ ☞
lindheimeri 'Siskiyou Pink' •Rich pink with green foliage.	H18-30" W18-24"	Spring-Fall Zone 5(-20°)	○ ☞ ☛ ☞

Ballerina Series (lindheimeri) Compact, well branched plants bloom continuously, producing striking, colorful flowers with dark foliage on airy plants.

'Blush' •Light pink with burgundy and green foliage.	H12-18" W12-24"	Spring-Fall Zone 5(-20°)	○ ☞ ☛ ☞
'Rose' •Rose with red and green foliage.	H12-18" W12-24"	Spring-Fall Zone 5(-20°)	○ ☞ ☛ ☞
'White Compact' •White with green foliage.	H12-18" W12-24"	Spring-Fall Zone 5(-20°)	○ ☞ ☛ ☞

Belleza Series (lindheimeri) The Belleza Series has an upright, airy habit, fine green foliage and tall stems lined with delicate, open, five petaled flowers.

'Compact Light Pink' •Light pink with green foliage.	H10-16" W16-20"	Spring-Fall Zone 6(-10°)	○ ☞ ☛ ☞
'Dark Pink' •Dark pink with green foliage.	H12-18" W20-24"	Spring-Fall Zone 6(-10°)	○ ☞ ☛ ☞
'White' •White with green foliage.	H12-18" W20-24"	Spring-Fall Zone 6(-10°)	○ ☞ ☛ ☞

Passionate Series (lindheimeri) These cultivars are the result of recent breeding for improved habit and better variegation. They have a compact growth habit. In the breeze, the flowers move constantly, looking like a cloud of small butterflies.

'Blush' •Pink with a burgundy and green foliage.	H18-24" W12-18"	Spring-Fall Zone 5(-20°)	○ ☞ ☛ ☞
'Rainbow' •Narrow, tri-color, variegated green leaves are bordered in creamy white. Early spring foliage is burgundy-red that matures to green. Produces soft pink, flowers with magenta centers.	H18-24" W12-18"	Spring-Fall Zone 5(-20°)	○ ☞ ☛ ☞

Gazania Hardy Gazania Native to the mountains of South Africa. It forms a low tuft or mound of leathery, dark-green leaves, bearing daisy type blooms all season long. Remove faded flowers regularly to encourage more buds to form.

krebsiana 'Tanager' •Bright orange daisy-like flowers stand just above the glossy green leaves throughout the growing season.	H2-6" W8-12"	Spring-Fall Zone 5(-20°)	○ ☞ ☛
linearis 'Colorado Gold' •Bright golden yellow daisy-like flowers stand just above the glossy green leaves throughout the growing season.	H2-6" W8-12"	Spring-Fall Zone 5(-20°)	○ ☞ ☛

PERENNIALS



PERENNIAL
FAVORITES













Geranium *Cranesbill* Long blooming seasons and neat growth habit. The common name “Cranesbill” comes from the shape of the pointed seedpod. These easy to care perennials are best planted as a border and in containers.

‘Bloomtime’ *New* •Beautiful pale pink veined flowers.	H9-12” W18-24”	Summer Zone 4(-30°)	○ ● ☼
cantabrigiense ‘Biokovo’ •White with a light pink center with aromatic dark green foliage that turns red in the fall.	H8-18” W24-36”	Summer Zone 4(-30°)	○ ● ☼
cantabrigiense ‘Karmina’ •Deep pink flowers on aromatic dark green foliage that takes on a red tinge in the fall.	H8-18” W24-36”	Summer Zone 4(-30°)	○ ● ☼
‘Havana Blues’ *New* •Large, intense blue flowers have prominent darker blue veins with a soft white eye zone.	H12-14” W16-18”	Summer Zone 5(-20°)	○ ● ☼
himalayense ‘Johnson’s Blue’ •Tall, old fashioned variety that is blue with a white eye.	H18-24” W18-30”	Summer Zone 4(-30°)	○ ● ☼
‘Perfect Storm’ •Grey-green leaves, bearing a long display of small, cup-shaped magenta-pink flowers with a contrasting black eye.	H10-12” W16-20”	Summer Zone 5(-20°)	○ ● ☼
pratense ‘Brookside’ •Bright violet-blue with dark veined flowers on mounding, upright plant with deeply cut and lobed foliage.	H18-24” W24-28”	Summer Zone 4(-30°)	○ ● ☼
pratense ‘Dark Reiter’ •Bright lilac-blue blossoms appear on short mounded plants with dissected dark foliage.	H6-12” W6-12”	Summer Zone 4(-30°)	○ ● ☼
pyrenaicum ‘Bill Wallis’ •Small, rounded, lobed leaves and open sprays of vivid purple flowers.	H12-18” W14-20”	Summer Zone 4(-30°)	○ ● ☼
‘Rozanne’ •Large violet-blue with purple veined flowers on deeply cut, slightly marbled and deep green foliage that turns orange-red in the fall.	H18-24” W24-30”	Summer Zone 4(-30°)	○ ● ☼
sanguineum ‘Alpenglow’ •Cup-shaped petals of pink with intricate darker veining. Profuse flowering blankets the mounded, finely-cut, green foliage that matures to burgundy red in fall.	H12-18” W12-18”	Summer Zone 4(-30°)	○ ● ☼
sanguineum <i>Bloody Cranesbill</i> •Deep magenta blooms over dark green foliage that turns a blood red in fall.	H12-18” W18-24”	Summer Zone 4(-30°)	○ ● ☼
sanguineum ‘Max Frei’ •Attractive, finely divided leaves. Produces deep, magenta-pink, cup shaped flowers.	H6-8” W12-24”	Summer Zone 4(-30°)	○ ● ☼
sanguineum ‘New Hampshire Purple’ •Bright magenta-purple, more compact habit.	H8-18” W12-18”	Summer Zone 4(-30°)	○ ● ☼
sanguineum ‘Vision Light Pink’ •Light pink with dark veining.	H6-12” W12-14”	Summer Zone 4(-30°)	○ ● ☼
sanguineum ‘Vision Violet’ •Luminescent violet flowers over medium green foliage.	H8-12” W8-18”	Summer Zone 4(-30°)	○ ● ☼
sanguineum f. nanum <i>Dwarf Bloody Cranesbill</i> •Magenta-purple with dark veining.	H6-12” W16-24”	Summer Zone 4(-30°)	○ ● ☼
‘Tiny Monster’ •Vigorous growing with bright magenta blooms that flower all summer above mounds of finely cut, deep green foliage. Low, mounding habit. Excellent groundcover.	H6-12” W18-24”	Summer Zone 4(-30°)	○ ● ☼
viscosissimum <i>Sticky Cranesbill</i> •Excellent for understory plantings. Sticky, hairy lobed foliage turns a bright red in the fall. Small delicate pale lavender flowers stand tall above the foliage.	H24-30” W18-24”	Early Summer Zone 3(-40°)	○ ● ☼



















PERENNIAL
FAVORITES

LEGEND: ☼=Pollinator • ✂=Cut Flower • ☼=Drought Resistant • 🦌=Deer Resistant
▲=Native/Waterwise • ○=Full Sun • ◐=Part Sun • ●=Full Shade • H=Height • W=Width





Geum Avers These unfussy, long-lived plants produce beautiful foliage and flowers year after year. Remove spent flowers to encourage additional bloom, but consider leaving some of the later flowers so that the fluffy seed heads can form.

coccineum 'Koi' •Orange flowers appear on a dwarf, compact mound of glossy green foliage.	H4-8" W6-12"	Early Summer Zone 5(-20°)	 
flore-plena 'Blazing Sunset' •Fully double, large scarlet red flowers.	H12-24" W12-18"	Early Summer Zone 5(-20°)	 
'Flames of Passion' •Upward facing bright red and orange flowers appear on compact growth habit with deep wine-red stems.	H16-20" W12-18"	Early Summer Zone 5(-20°)	 
'Totally Tangerine' •Upward facing, bright, tangerine-orange flowers grow on a compact mound of deep green fuzzy foliage.	H20-30" W12-18"	Early Summer Zone 5(-20°)	 
triflorum <i>Prairie Smoke</i> *Native & Waterwise* •Versatile, evergreen foliage with pink, feathery seed heads. Spreads by rhizomes. Repeat bloomer late fall.	H4-6" W6-12"	Early Spring Zone 3(-40°)	   





















Cocktail Series Long bloomers with semi-double flowers.

'Alabama Slammer' •Deep orange with red tipped single and semi-double flowers all on burgundy red stems and semi-evergreen foliage.	H10-14" W16-12"	Early Summer Zone 4(-30°)	  
'Banana Daquiri' •Clear lemony yellow semi-double blooms on fuzzy stems.	H12-18" W10-14"	Early Summer Zone 4(-30°)	  
'Cosmopolitan' •Semi-double rosy pink and cream flowers with ruffled petals on burgundy stems.	H18-24" W14-18"	Early Summer Zone 4(-30°)	  
'Mai Tai' •Clusters of apricot to peach flowers with a rose blush appear on burgundy purple calyx.	H16-18" W10-14"	Early Summer Zone 5(-20°)	  
'Sangria' •Produces single to semi-double vivid red-orange flowers.	H16-18" W10-14"	Early Summer Zone 5(-20°)	  
'Tequila Sunrise' •Single and semi-double yellow flowers tipped in rose appear on shorter, clumping foliage that has striking burgundy-red stems.	H18-24" W12-16"	Early Summer Zone 4(-30°)	  

Hedysarum Sweetvetch

boreale <i>Utah Sweetvetch</i> *Native & Waterwise* •Showy, deep pink pea flowers bloom in clusters above lush green leaves. Makes a great meadow planting or filler in perennial beds.	H12-24" W24-36"	Spring-Summer Zone 3(-40°)	   
---	--------------------	-------------------------------	--

Helenium Sneezeweed Wide, daisy-like long petals fanned around a brown center.

'Double Trouble' •Deciduous, compact perennial with lance-shaped dark green leaves and strong stems that hold golden-yellow, double flowers.	H24-36" W12-24"	Summer Zone 4(-30°)	   
'Helbro' <i>Mardi Gras</i> •Yellow petals, splashed with orange-red form wildly patterned stiff skirts around deep brown mounded center cones.	H36-40" W18-24"	Summer Zone 4(-30°)	   
hoopesii <i>Orange Mountain Daisy</i> *Native & Waterwise* •Low mound of green leathery leaves, bearing upright branching heads of golden yellow daisies with an orange center.	H24-36" W18-24"	Summer Zone 4(-30°)	   
'Ruby Tuesday' •Burgundy red with deep mahogany centers that flower with a compact, upright habit.	H18-24" W18-24"	Summer Zone 4(-30°)	   
'Short 'n' Sassy' •This compact variety features bright orange and gold petals surrounding a chocolate-brown cone.	H12-18" W21-23"	Summer Zone 4(-30°)	   



Helenium Sneezeweed Continued

Mariachi Series Dwarf varieties developed to be consistently shorter and stronger stemmed compared to other varieties. Good branching habit, terrific for cutting.

'Bandera' •Ruffled deep red with a bright golden halo blooms appear in late summer. Flowering a week to ten days later than the rest of the Mariachi series.	H12-14" W14-18"	Late Summer Zone 3(-40°)	○ ♀ ✂️ 🌱
'Fuego' •Yellow-based, orange-red petals.	H12-14" W14-18"	Late Summer Zone 3(-40°)	○ ♀ ✂️ 🌱
'Salsa' •Red petals with a bit of orange surrounding a dark brown cone	H12-14" W14-18"	Late Summer Zone 3(-40°)	○ ♀ ✂️ 🌱
'Sombrero' •Bright yellow flowers that are a great contrast to the dark green foliage	H12-14" W14-18"	Late Summer Zone 3(-40°)	○ ♀ ✂️ 🌱

Salud Series Very compact, well-branched habit that will hold up to weather. The flowers bloom in vibrant colors.

'Embers' *New* •Rusty red brushed with yellow to the tips of the petals, surrounding a rusty red cone.	H14-16" W12-14"	Summer-Fall Zone 4(-30°)	○ ♀ ✂️ 🐇 🌱
'Golden' *New* •Dark yellow with a dark cone.	H14-16" W12-14"	Summer-Fall Zone 4(-30°)	○ ♀ ✂️ 🐇 🌱
'Yellow' *New* •Bright yellow with yellow cones.	H14-16" W12-14"	Summer-Fall Zone 4(-30°)	○ ♀ ✂️ 🐇 🌱

Helianthemum Sun Rose These plants are versatile shrubby perennials, excellent for growing in the rock garden, or at the front of a hot, sunny border. Evergreen and compact growth habit. Flowers resemble wild roses. Drought tolerant once established.

nummularium 'Ben Fhada' •Bright green leaves and single, bright yellow flowers with orange centers.	H6-12" W12-18"	Early Summer Zone 5(-20°)	○ ◐ ♀ 🌱
nummularium 'Ben Hope' •Grey-green foliage and dark pink flowers with yellow centers.	H6-12" W12-18"	Early Summer Zone 5(-20°)	○ ◐ ♀ 🌱
nummularium 'Ben Ledi' •Single vibrant rose flowers with a deeper rose-red eye.	H6-12" W12-18"	Early Summer Zone 5(-20°)	○ ◐ ♀ 🌱
nummularium 'Bronze Carpet' •Vibrant orange with yellow centers.	H6-12" W18-24"	Early Summer Zone 5(-20°)	○
nummularium 'Fire Dragon' •Red-orange flowers with yellow eye atop grey foliage.	H4-8" W12-18"	Early Summer Zone 5(-20°)	○ ◐ ♀ 🌱
nummularium 'Henfield Brilliant' •Single red-orange flowers, over a mound of silvery-grey foliage.	H8-12" W18-24"	Early Summer Zone 5(-20°)	○ ◐ 🌱

Helianthus False Sunflower

maximiliani Maximilian Sunflower *Native & Waterwise* •Exceptional North American native perennial forms tall clumps with bright flowers and handsome foliage. Aggressive, fast grower. Prefers a warm location. Drought tolerant but can grow in wet conditions.	H36-96" W24-48"	Late Spring Zone 4(-30°)	○ ♀ 🌱 🐇 🏔️
---	--------------------	-----------------------------	---------------



Heliopsis *False Sunflower* These plants have an upright, clumping form with showy long blooming daisy-like flowers. Tolerates drought, but does best if regularly watered. Tolerates a wide range of soils, including poor, infertile ones. Remove spent flowers to extend bloom season.

helianthoides 'Bressingham Doubloon' •Plants form a tall, bushy clump of dark green leaves, bearing branching heads of large, fully double, golden daisy flowers.	H48-50" W23-35"	Summer-Fall Zone 3(-40°)	○ ♀ ✂
helianthoides 'Double Sunstruck' •These plants form a tall, bushy clump of white leaves with dark green veining and large, double golden daisy flowers.	H14-16" W12-14"	Summer-Fall Zone 3(-40°)	○ ♀ ✂ ✂ ♀
helianthoides 'Summer Sun' •Bright yellow, semi double blooms that are 2-3" in diameter. Profuse bloomer.	H36-48" W18-24"	Summer-Fall Zone 3(-40°)	○ ♀ ✂ ✂ ♀
helianthoides 'Sunstruck' •Forms a tall, bushy mound of silver and green variegated leaves and a head of large, sunny yellow daisy flowers.	H14-16" W12-14"	Summer-Fall Zone 3(-40°)	○ ♀ ✂ ✂ ♀

Hemerocallis *Daylily* One of the most popular perennials in existence. No garden should be without them. Available in a wide array of colors. Tolerates pollution, slopes, poor and dry soils and near pavement that is salted in winter.

Cream to White Flowers

'Baby Moon Cafe' •Creamy yellow with a purple eye. Blooms are perfectly round with a ruffled edge.	H20-22" W18-24"	Summer <u>Rebloomer</u> Zone 3(-40°)	○ ♀ ✂ ✂ ♀
'Blackthorne' •Creamy yellow blossoms with a prominent wine-purple eye and matching edge half way up the ruffled petals with a chartreuse throat.	H24-26" W18-24"	Summer <u>Rebloomer</u> Zone 3(-40°)	○ ♀ ✂ ✂ ♀
'Blueberry Candy' •Ivory with a blueberry center and a green throat.	H18-24" W18-24"	Summer <u>Rebloomer</u> Zone 3(-40°)	○ ♀ ✂ ✂ ♀
'Early Snow' •Large white with a green throat.	H24-30" W18-24"	Summer <u>Rebloomer</u> Zone 3(-40°)	○ ♀ ✂ ✂ ♀
'Inwood' •Light creamy yellow with an apple green throat and bold purple eye with a dark purple edge.	H30-36" W12-24"	Summer <u>Rebloomer</u> Zone 3(-40°)	○ ♀ ✂ ✂ ♀
'Joan Senior' •Creamy white with a green throat.	H18-24" W18-24"	Summer <u>Rebloomer</u> Zone 3(-40°)	○ ♀ ✂ ✂ ♀
'Marque Moon' *New* •White with fancy ruffled yellow picotee edges and pale yellow throat.	H24-30" W18-24"	Summer Zone 3(-40°)	○ ♀ ✂ ✂ ♀
'Sunday Gloves' •Ruffled and near white with a soft yellow center.	H24-28" W18-24"	Summer <u>Rebloomer</u> Zone 3(-40°)	○ ♀ ✂ ✂ ♀
'When My Sweetheart Returns' •Soft cream blossom has a large, rose-pink eye, lemon throat, and ruffled petals.	H14-16" W18-24"	Summer <u>Rebloomer</u> Zone 3(-40°)	○ ♀ ✂ ✂ ♀

Orange to Bronze Flowers

'Adorable Tiger' •Golden orange flowers have a very prominent sienna red eyezone that covers at least half the petals with matching red picotee ruffled edge.	H24-30" W18-24"	Summer Zone 3(-40°)	○ ♀ ✂ ✂ ♀
'Apricot Sparkles' •Solid apricot	H12-18" W18-24"	Summer Zone 3(-40°)	○ ♀ ✂ ✂ ♀
'Bright Sunset' *New* •Burnt coppery orange petals and a yellow-green throat.	H30-36" W18-24"	Summer Zone 3(-40°)	○ ♀ ✂ ✂ ♀



Hemerocallis *Daylily* Continued Orange to Bronze Flowers

'Desert Flame' •Orange with a yellow throat.	H30-36" W18-24"	Summer <u>Rebloomer</u> Zone 3(-40°)	○ ♀ ✂ 🌵
'Elegant Explosion' •4" heavily ruffled and recurved blooms of dynamic. sparkling orange-gold color.	H18-20" W18-24"	Summer <u>Rebloomer</u> Zone 3(-40°)	○ ♀ ✂ 🌵
'Mighty Chestnut' *New* •Aptly named, it produces 5 to 5.5" russet red-orange blossoms with a deep burgundy eye and gold throat. Fragrant.	H24-30" W18-24"	Summer <u>Rebloomer</u> Zone 3(-40°)	○ ♀ ✂ 🌵
'New Tangerine Twist' *New* •Light tangerine orange flowers with a slight rose tone and a golden orange throat.	H24-30" W18-24"	Summer Zone 3(-40°)	○ ♀ ✂ 🌵
'South Seas' •Salmon with a yellow-green throat.	H30-36" W18-24"	Summer <u>Rebloomer</u> Zone 3(-40°)	○ ♀ ✂ 🌵

Pink to Peach Flowers

'Always Afternoon' •Pink with a purple center and green throat.	H18-24" W18-24"	Summer <u>Rebloomer</u> Zone 3(-40°)	○ ♀ ✂ 🌵
'Apricot Sparkles' •Solid apricot	H12-18" W18-24"	Summer Zone 3(-40°)	○ ♀ ✂ 🌵
'Elegant Candy' •Pink with a triangular red eye, yellow watermark and a green throat. Heavily ruffled, well-branched and heavily budded.	H18-25" W18-24"	Summer <u>Rebloomer</u> Zone 3(-40°)	○ ♀ ✂ 🌵
'Inwood' •Light creamy-yellow with an apple green throat and bold purple eye, also with a dark purple edge.	H30-36" W12-24"	Summer <u>Rebloomer</u> Zone 3(-40°)	○ ♀ ✂ 🌵
'Passionate Returns' •Rose-red with a yellow throat.	H16-18" W12-14"	Summer <u>Rebloomer</u> Zone 3(-40°)	○ ♀ ✂ 🌵
'Rosy Returns' •Rose-pink with a dark pink eye and a yellow throat.	H12-18" W18-24"	Summer <u>Rebloomer</u> Zone 3(-40°)	○ ♀ ✂ 🌵
'Scottish Fantasy' •Coral with a lime-green throat.	H24-30" W18-24"	Summer <u>Rebloomer</u> Zone 3(-40°)	○ ♀ ✂ 🌵
'Stephanie Returns' •Light pink ruffled petals with a rose eye and yellow throat. This variety is more compact than others.	H16-18" W18-24"	Summer <u>Rebloomer</u> Zone 3(-40°)	○ ♀ ✂ 🌵
'When My Sweetheart Returns' •Soft cream blossom has a large, rose pink eye, lemon throat, and ruffled petals.	H14-16" W18-24"	Summer <u>Rebloomer</u> Zone 3(-40°)	○ ♀ ✂ 🌵

Purple to Lavender Flowers

'Always Afternoon' •Pink with a purple center and green throat.	H18-24" W18-24"	Summer <u>Rebloomer</u> Zone 3(-40°)	○ ♀ ✂ 🌵
'Bela Lugosi' •The darkest, purple-black flowers with a lime green throat.	H30-36" W18-24"	Summer Zone 3(-40°)	○ ♀ ✂ 🌵
'Daring Deception' •Lavender with a purple center and edging; yellow-green throat.	H18-24" W18-24"	Summer <u>Rebloomer</u> Zone 3(-40°)	○ ♀ ✂ 🌵



'Garden Show' •Lavender with a yellow-green throat.	H24-30" W18-24"	Summer <u>Rebloomer</u> Zone 3(-40°)	○ ● ✂ 🌱
'Just Plum Happy' *New* •The 4 1/2" flowers are mauve-pink with a plum-purple eye and matching, narrow picotee edge.	H18-24" W18-24"	Summer <u>Rebloomer</u> Zone 3(-40°)	○ ● ✂ 🌱
'Little Grapette' *New* •Light grape petals with black-grape band and a rose-purple watermark with fluorescent green throat.	H12-18" W18-24"	Summer Zone 3(-40°)	○ ● ✂ 🌱
'New Lavender Triumph' *New* •Lavender flowers have a subtle mauve band and a lemon yellow throat.	H18-24" W18-24"	Summer Zone 3(-40°)	○ ● ✂ 🌱
'Purple d'Oro' •Purple with green throat.	H12-18" W18-24"	Summer <u>Rebloomer</u> Zone 3(-40°)	○ ● ✂ 🌱
Red to Burgundy Flowers			
'Chicago Apache' *New* •Intense scarlet-red flowers with recurved petals, a small sulphur yellow watermark and green throat.	H30-36" W18-24"	Summer Zone 3(-40°)	○ ● ✂ 🌱
'Funny Valentine' *New* •Large, dark red blossoms.	H24-30" 18-24"	Summer Zone 3(-40°)	○ ● ✂ 🌱
'Midnight Raider' •Dark shades of red with a yellow throat.	H24-30" W18-24"	Summer Zone 3(-40°)	○ ● ✂ 🌱
'Pardon Me' •Cranberry-red with a green throat.	H18-24" W18-24"	Summer <u>Rebloomer</u> Zone 3(-40°)	○ ● ✂ 🌱
'Passion for Red' •Very large, red with a yellow throat.	H24-27" W18-24"	Summer <u>Rebloomer</u> Zone 3(-40°)	○ ● ✂ 🌱
'Prairie Wildflower' *New* •The large 5" flowers are rich red with finely ruffled edges and a contrasting bright yellow throat.	H18-24" W18-24"	Summer Zone 3(-40°)	○ ● ✂ 🌱
'Rajah' •Starry deep orange flowers with red eyes, lighter midribs and gold throats.	H34-40" W24-36"	Summer <u>Rebloomer</u> Zone 3(-40°)	○ ● ✂ 🌱
'Raspberry Suede' *New* •The large 5" flowers are a unique shade of rich raspberry red.	H24-28" W18-24"	Summer Zone 3(-40°)	○ ● ✂ 🌱
'Red Hot Returns' •Cherry-red with a yellow throat.	H28-28" W18-24"	Summer <u>Rebloomer</u> Zone 3(-40°)	○ ● ✂ 🌱
'South Seas' •Salmon with a yellow-green throat.	H30-36" W18-24"	Summer <u>Rebloomer</u> Zone 3(-40°)	○ ● ✂ 🌱

PERENNIALS



PERENNIAL
FAVORITES

Hemerocallis *Daylily* Continued Yellow to Gold Flowers

'Baby Moon Cafe' •Creamy yellow with a purple eye and high bud count. Blooms are perfectly round with a ruffled edge.	H20-22" W18-24"	Summer <u>Rebloomer</u> Zone 3(-40°)	○ ● ✂️ 🌱
'Blackthorne' •Creamy yellow and a hint of peach with a wine purple eye and matching picotee edge half way up the ruffled petals with a chartreuse throat.	H24-26" W18-24"	Summer <u>Rebloomer</u> Zone 3(-40°)	○ ● ✂️ 🌱
'Black Eyed Susan' •Butter yellow with red purple eyezone.	H26-32" W18-24"	Summer <u>Rebloomer</u> Zone 3(-40°)	○ ● ✂️ 🌱
'Buttered Popcorn' •Butter yellow	H30-36" W18-24"	Summer <u>Rebloomer</u> Zone 3(-40°)	○ ● ✂️ 🌱
'El Desperado' *New* •Large, light mustard to butter yellow flowers with a striking wine purple eye and picotee edge.	H18-28" W18-24"	Summer Zone 3(-40°)	○ ● ✂️ 🌱
'Elegant Explosion' •Heavily ruffled and recurved blooms of dynamic sparkling orange-gold.	H18-20" W18-24"	Summer <u>Rebloomer</u> Zone 3(-40°)	○ ● ✂️ 🌱
'Erin Lea' •Yellow with a green throat.	H24-30" W18-24"	Summer <u>Rebloomer</u> Zone 3(-40°)	○ ● ✂️ 🌱
'Happy Returns' •Canary yellow	H12-18" W18-24"	Summer <u>Rebloomer</u> Zone 3(-40°)	○ ● ✂️ 🌱
'Hyperion' •Yellow with a tiny green throat.	H30-36" W30-36"	Summer <u>Rebloomer</u> Zone 3(-40°)	○ ● ✂️ 🌱
'Stella de Oro' •Golden yellow	H12-18" W18-24"	Summer <u>Rebloomer</u> Zone 3(-40°)	○ ● ✂️ 🌱
'Stella Supreme' *New* •Clear yellow repeat bloomer.	H12-14" W18-24"	Summer <u>Rebloomer</u> Zone 3(-40°)	○ ● ✂️ 🌱

Hesperaloe

parviflora Red Yucca *Native & Waterwise* •A grass-like bushy mound of narrow, spine tipped leaves are topped by tall flower stalks of light salmon to coral-red with grey-green foliage.	H24-48" W24-48"	Summer Zone 5(-20°)	○ ● 🌱 🌵
---	--------------------	------------------------	------------

Heuchera Coral Bells Grown for foliage. You can find any color from green to burgundy. Semi-evergreen compact clumps with lobed leaves. Airy bell-shaped flowers on wiry stems.

americana 'Marvelous Marble' •Purple to green marbling foliage with white flowers.	H8-12" W18-24"	Late Spring Zone 4(-30°)	● ○ 🌱 ✂️
'Delta Dawn' •Gold to lime is the main leaf color with red veining.	H8-12" W24-30"	Late Spring Zone 4(-30°)	● ○ 🌱 ✂️
'Georgia Plum' •Purple-pink foliage with pink flowers.	H6-8" W12-18"	Late Spring Zone 4(-30°)	● ○ 🌱 ✂️
'Lime Marmalade' •Heavily ruffled, smaller lime green to chartreuse leaves form a compact rounded clump. Robust, vigorous grower. White flowers.	H10-16" W18-24"	Late Spring Zone 4(-30°)	● ○ 🌱 ✂️
micrantha 'Palace Purple' •Shades of purple and green with white flowers.	H12-18" W18-24"	Late Spring Zone 4(-30°)	● ○ 🌱 ✂️



'Midnight Rose' •Dark purple with pink flecks on the foliage and white flowers.	H8-12" W10-16"	Late Spring Zone 4(-30°)	● ● ✂ ✂
'Obsidian' •Black-purple foliage with white flowers.	H18-24" W10-16"	Late Spring Zone 4(-30°)	● ● ✂ ✂
pulchella 'Sandia' Mountain Alumroot *Native & Waterwise* •Foliage is a dark green that turns red in the fall. Pale pink flowers are fringed with burgundy.	H12-18" W8-12"	Late Spring-Summer Zone 4(-30°)	● ● ✂ ▲
sanguinea 'Ruby Bells' •Green foliage with ruby-red flowers.	H12-18" W12-18"	Late Spring Zone 4(-30°)	● ● ✂ ✂
sanguinea 'Splendens Firefly' •Green foliage with coral flowers.	H12-18" W12-18"	Late Spring Zone 4(-30°)	● ● ✂ ✂
'Snow Angel' •Marbled cream and green foliage with bright pink flowers.	H6-12" W6-12"	Late Spring Zone 4(-30°)	● ● ✂ ✂
villosa 'Caramel' •Shades of apricot with pink flowers.	H12-18" W14-18"	Late Spring Zone 4(-30°)	● ● ✂ ✂
Canyon Series These plants were especially bred for compact habit and profuse blooms in all its cultivars. Although quietly attractive in their own right, the diminutive mounds of glossy, green foliage take second stage to the abundance of tiny, tubular, brightly-colored flowers.			
'Duet' •Dark green foliage with pink and white flowers.	H6-12" W6-12"	Late Spring Zone 4(-30°)	● ● ✂ ✂
Carnival Series Heat-tolerant hybrids come in high-impact colors. Nice mounding habits make great displays. Excellent for shade containers.			
'Black Olive' •Purple-black and green foliage with light pink flowers.	H10-12" W12-14"	Late Spring Zone 4(-30°)	● ● ●
'Candy Apple' •Leaves emerge deep red and mature to a reddish-green coppery color with a slight silver overlay.	H12-14" W12-14"	Late Spring Zone 4(-30°)	● ● ●
'Cocomint' •Silvery green with dark veining and white flowers.	H10-12" W12-14"	Late Spring Zone 4(-30°)	● ● ●
'Fall Festival' •Leaves in shades of bronze, green and silver overlay. Goes from copper to patina green with dark veining.	H10-12" W12-14"	Late Spring Zone 4(-30°)	● ● ●
'Limeade' •Lime green foliage with metallic silver highlights creates a tight mound and excellent contrast for its sprays of tiny white flowers.	H10-12" W12-14"	Late Spring Zone 4(-30°)	● ● ●
'Peach Parfait' •Beautiful peach-pink foliage. Shows silver in cooler temperatures.	H10-12" W12-14"	Late Spring Zone 4(-30°)	● ● ●
'Plum Crazy' •The large, ruffled leaves are deep purple with silver highlights and mauve undersides. Sprays of small creamy white flowers appear in summer.	H10-12" W12-14"	Late Spring Zone 4(-30°)	● ● ●
'Rose Granita' •Rich purple laced with inter-veins of silver background and prays of white flowers.	H10-12" W12-14"	Late Spring Zone 4(-30°)	● ● ●
'Silver Streak' •Bright silver-green foliage with dark veining.	H10-12" W12-14"	Late Spring Zone 4(-30°)	● ● ●
'Watermelon' •Watermelon-red with silver overlays and white flowers.	H10-12" W12-14"	Late Spring Zone 4(-30°)	● ● ●



Heuchera *Coral Bells* Continued

Indian Summer Series Dwarf series with ruffled foliage and a mounding habit.

'Bilberry' *New* •Glossy deep purple-black, slightly ruffled foliage with reddish undertones. Blooms white flowers.	H12-16" W12-18"	Late Spring Zone 4(-30°)	● ● ●
'Boysenberry' *New* •Glossy, ruffled mahogany foliage, reddish-pink beneath. Blooms white flowers.	H12-16" W12-18"	Late Spring Zone 4(-30°)	● ● ●
'Coralberry' *New* •Semi-ruffled pink foliage with darker veining. Blooms white flowers.	H12-16" W12-18"	Late Spring Zone 4(-30°)	● ● ●
'Cranberry' *New* •Fuffed red foliage. Blooms white flowers.	H12-16" W12-18"	Late Spring Zone 4(-30°)	● ● ●
'Gojiberry' *New* •Orange-caramel ruffled foliage. Blooms white flowers.	H12-16" W12-18"	Late Spring Zone 4(-30°)	● ● ●
'Huckleberry' *New* •Silvery leaves with dark veining that turns pink in the fall. Blooms white.	H12-16" W12-18"	Late Spring Zone 4(-30°)	● ● ●

Northern Exposure Series This Terra Nova Series features plants with medium-large mounding habits. The collection features an exceptional range of rich-colored foliage with attractive, short flower stalks and great hardiness. Rust resistant.

'Amber' *New* •Clear amber, rounded leaves.	H14-16" W20-21"	Late Spring Zone 4(-30°)	● ● ●
'Black' *New* •Black round leaves.	H12-14" W14-16"	Late Spring Zone 4(-30°)	● ● ●
'Lime' *New* •Clear chartreuse green, rounded leaves.	H12-14" W14-16"	Late Spring Zone 4(-30°)	● ● ●
'Purple' *New* •Dark purple rounded leaves with a silver overlay.	H12-14" W14-16"	Late Spring Zone 4(-30°)	● ● ●
'Red' *New* •Clear dark red to burgundy rounded leaves.	H12-14" W14-16"	Late Spring Zone 4(-30°)	● ● ●
'Silver' *New* •Large, dense, rounded mound and features burgundy-silver to silver leaves. Pink flower sprays.	H12-14" W14-16"	Late Spring Zone 4(-30°)	● ● ●

Hibiscus *Hardy Hibiscus* Substantial shrub-like plants with flowers like a tropical Hibiscus. Flowers are round and saucer-shaped with a prominent central stamen.

'Airbrush Effect' •8" vibrant pink flowers with salmon tones. Have an airbrushed central white halo and a small dark red eye. Overlapping petals create a three dimensional look to the flowers. The rich, dark green foliage forms a compact habit.	H40-48" W48-54"	Summer-Early Fall Zone 4(-30°)	○ ⊗
'Heartthrob' •Near black, glossy buds open to lustrous deep red blossoms with a blackish red center and veining. 8-10" wide blossoms have round overlapping petals with a hint of ruffling on the edges. Compact and well branched.	H46-48" W70-74"	Summer Zone 4(-30°)	○ ⊗
'Mars Madness' •Dark olive-green leaves that have copper highlights, with the newest leaves emerging coppery purple. Huge 6-8" flowers open flat and are magenta-red. Each flower has a small, darker red halo with overlapping petals and deeply impressed veins.	H48-54" W72-78"	Late Summer-Fall Zone 4(-30°)	○ ⊗
'Midnight Marvel' •The darkest Hibiscus yet, with foliage that is a dark violet-purple. The leaves turn a fiery orange in fall. Huge, deep wine-purple blossoms open in mid summer until frost.	H46-48" W50-54"	Summer Zone 4(-30°)	○ ⊗

'Mocha Moon' •Produces 7-8" pure white flowers with a scarlet-red eye on maple cut leaves of deep bronze-green.	H36-48" W66-72"	Late Summer-Fall Zone 4(-30°)	○ ●
'Plum Crazy' •Rose purple flowers with darker purple veining and a very dark purple eye opens to 7-8" in diameter. Purplish-green foliage.	H36-48" W24-36"	Summer Zone 4(-30°)	○ ●
'Starry Starry Night' •Dark, near-black maple leaves are covered with huge 8" flowers in pale pink petals and dark pink veining.	H40-48" W40-48"	Late Summer-Fall Zone 4(-30°)	○ ●
'Summer In Paradise' •Deep red buds open to 7-8" hot cerise red flowers. Medium green maple-like leaves are accented by olive-green edges.	H36-42" W36-65"	Late Summer-Fall Zone 4(-30°)	○ ●
'Vintage Wine' •Near black buds open to huge 7"scarlet red flowers and has a darker red eye. The overlapping petals have a crinkled texture.	H48-50" W60-64"	Summer Zone 4(-30°)	○ ●
Honeymoon Series New Honeymoon hybrids are wonderfully compact, yet produce huge 8" flowers that never need staking. These hardy varieties can withstand temperature changes.			
'Light Rose' *New* •Ruffled pink and white flowers with red centers.	H24-32" W18-20"	Mid Summer-Fall Zone 4(-30°)	○ ●
'Red' *New* •Deep velvet-red.	H24-32" W18-20"	Mid Summer-Fall Zone 4(-30°)	○ ●
'White with Eye' *New* •Bold White flowers with a red eye.	H24-32" W18-20"	Mid Summer-Fall Zone 4(-30°)	○ ●
Luna Series (moscheutos) Compact, bushy, well-branched plants with a mounded habit. The blooms are 6-8" in diameter. Extremely heat tolerant once established.			
'Pink Swirl' •Light pink with a red center and green foliage.	H24-36" W24-36"	Late Summer-Fall Zone 4(-30°)	○ ●
'Red' •Dark red with green foliage.	H24-36" W24-36"	Late Summer-Fall Zone 4(-30°)	○ ●
'Rose' •Deep rose with green foliage.	H24-36" W24-36"	Late Summer-Fall Zone 4(-30°)	○ ●
'White' •White with a red center and green foliage.	H24-36" W24-36"	Late Summer-Fall Zone 4(-30°)	○ ●
Hosta Plantain Lily Most popular shade plant of all time. Their lush clumps of bold exotic leaves are the main feature. The stalks of lily-like flowers are an added bonus. Flowers are shades of lavender to white. Drought tolerant once established.			
'Albo Marginata' •Green with cream margins.	H24-36" W36-48"	Summer Zone 3(-40°)	● ☙
'August Moon' •Crinkled golden yellow foliage.	H18-24" W24-36"	Summer Zone 3(-40°)	● ☙
'Aureo Marginata' •Dark green with chartreuse margins.	H18-24" W24-36"	Summer Zone 3(-40°)	● ☙
'Blue Angel' •Blue with ribs.	H24-36" W36-48"	Summer Zone 3(-40°)	● ☙
'Christmas Tree' •Dark green with small white margins.	H18-24" W34-46"	Summer Zone 3(-40°)	● ☙
'Earth Angel' •Blue-green with cream margins.	H30-36" W28-40"	Summer Zone 3(-40°)	● ☙
'Elegans' •Solid blue	H24-30" W24-36"	Summer Zone 3(-40°)	● ☙
'Eternal Flame' •Green with a bright white flame-shaped marking in the center.	H12-14" W32-36"	Late Summer Zone 3(-40°)	● ☙
'First Frost' •Blue with cream margins.	H12-18" W24-36"	Summer Zone 3(-40°)	● ☙



Hosta *Plantain Lily* Continued

















'Fragrant Dream' •Dark green with cream margins that turn white with age.	H20-24" W36-40"	Summer Zone 3(-40°)	● ☹
'Francee' •Green with white margins.	H18-24" W36-48"	Summer Zone 3(-40°)	● ☹
'Francis Williams' •Blue-green foliage with chartreuse margins.	H18-24" W36-48"	Summer Zone 3(-40°)	● ☹
'Guacamole' •Chartreuse with dark green margins.	H16-20" W24-36"	Summer Zone 3(-40°)	● ☹
'Halcyon' •Medium size frosty blue-green pointed foliage	H18-24" W24-36"	Summer Zone 3(-40°)	● ☹
'Hyacinthina' •Very dark green	H12-18" W18-24"	Summer Zone 3(-40°)	● ☹
'Krossa Regal' •Silvery blue	H36-42" W24-36"	Summer Zone 3(-40°)	● ☹
'Mediovariegata' •Wavy-edged, oval leaves with broad margins streaked in dark and pale apple-green, with a white flame-shaped marking in the center.	H12-24" W16-36"	Summer Zone 3(-40°)	● ☹
'Minute Man' •Dark green center with white margins.	H18-24" W24-36"	Summer Zone 3(-40°)	● ☹
'Paradigm' •Large, bright gold leaves with a wide, blue-green margin. Variegation intensifies in late spring. Leaves are corrugated. Produces light lavender flowers.	H18--22" W36-48"	Summer Zone 3(-40°)	● ☹
'Patriot' •Dark green with white margins.	H18-24" W24-36"	Summer Zone 3(-40°)	● ☹
'Paul's Glory' •Blue-green leaves with a chartreuse center in spring. By summer they turn a darker green and the centers brighten to gold. Heart-shaped.	H24-30" W36-42"	Summer Zone 3(-40°)	● ☹
'Regal Splendor' •Blue foliage with small cream margins.	H36-42" W24-36"	Summer Zone 3(-40°)	● ☹
'Royal Standard' •Solid green	H24-36" W36-60"	Summer Zone 3(-40°)	● ☹
'Sage' •Huge wavy, frosted gray-green leaves with yellow to creamy white margins.	H24-30" W36-42"	Summer Zone 3(-40°)	● ☹
'Stained Glass' •Gold to chartreuse foliage with dark green margins.	H18-24" W36-46"	Summer Zone 3(-40°)	● ☹
'Sum and Substance' •Golden chartreuse	H30-36" W50-60"	Summer Zone 3(-40°)	● ☹
'Victory' •Large, thick, heart shaped green leaves have a wavy cream margin. Off white flowers appear in summer.	H30-36" W60-70"	Summer Zone 3(-40°)	● ☹
'Wheaton Blue' •Solid blue foliage.	H18-24" W36-46"	Summer Zone 3(-40°)	● ☹
'Wide Brim' •Green foliage with wide gold margins.	H18-24" W24-36"	Summer Zone 3(-40°)	● ☹

Hypericum Tolerates wide range of soils. Thrives on sandy soils in full sun. Less floriferous in part shade. Features large, rose-like, 5-petaled, yellow flowers (2-3" diameter).





calycinum <i>St. John's Wort</i> •Large, saucer-shaped, bright yellow flowers with distinctively protruding bushy stamens cover this dense, shrubby groundcover. Clad with leathery, rich green leaves.	H12-18" W18-24"	Summer Zone 5(-20°)	○ ●
ceratoides '<i>Silvana</i>' •Bright yellow with silvery green leaves. Will cascade over a hanging basket or container.	H4-6" W10-16"	Summer Zone 5(-20°)	○ ●

LEGEND: 🦋=Pollinator • ✂=Cut Flower • ☹=Drought Resistant • 🦌=Deer Resistant
 ▲=Native/Waterwise • ○=Full Sun • ●=Part Sun • ●=Full Shade • H=Height • W=Width











Iberis Candytuft Dark green mounding foliage with many dense flower clusters. Suited for edging, borders, groundcover and rock gardens.

sempervirens 'Alexander White' •Pure white flowers will sometimes gradually age to light pink.	H8-10" W12-18"	Spring Zone 4(-30°)	   
sempervirens 'Purity' •Small, pure white flowers obscure the neat, dense mound of glossy green foliage.	H6-8" W12-24"	Spring Zone 4(-30°)	   
sempervirens 'Tahoe' •Large clusters of pure white flowers carpet the narrow, evergreen leaves. Blooms about 2 weeks earlier than other varieties.	H8-10" W12-24"	Spring Zone 4(-30°)	   
sempervirens 'Whiteout' •It has dark green foliage with masses of pretty bright white blooms	H6-8" W8-12"	Spring Zone 3(-40°)	   





Illamna Maple Mallow

rivularis Maple Mallow *Native & Waterwise* •Also known as Mountain Hollyhock, it is similar to traditional varieties. Large, open rose-pink flowers. Easy to establish and will reseed.	H36-72" W48-60"	Summer-Early Fall Zone 3(-40°)	   
--	--------------------	-----------------------------------	--







Incarvillea Hardy Gloxinia Easy to grow border plant. Large trumpet-shaped flowers.

delavayi Hardy Gloxinia •Rose-purple	H12-24" W12-18"	Early Summer Zone 5(-20°)	    
delavayi 'Alba' •White	H12-24" W12-18"	Early Summer Zone 5(-20°)	    









































Ipomopsis Scarlet Gilia

aggregata Scarlet Gilia *Native & Waterwise* •Stalks of scarlet-pink, trumpet-like flowers from basal rosette of grey-green leaves.	H36-48" W6-10"	Summer Zone 3(-40°)	   
---	-------------------	------------------------	--

Iris Flags This highly diverse group of plants have flowers in virtually every color. All have grassy sword-shaped leaves forming a clump.

missouriensis Rocky Mountain Iris *Native & Waterwise* •Slender stemmed, with greyish-green leaves that grow from dense clumps. Blooms are lilac-purple.	H12-24" W12-18"	Late Spring Zone 3(-40°)	     
--	--------------------	-----------------------------	--

German Bearded Iris (germanica) These are the most popular with gardeners for their large satiny flowers and taller forms.

'Beverly Sills' •Uniform coral-pink with lacy edges and impeccable form. Extremely fast grower and a very heavy bloomer.	H24-36" W18-24"	Late Spring Zone 3(-40°)	    
'Best Bet' •Bblue standards and clear blue falls.	H36-42" W12-24"	<u>Rebloomer</u> Late Spring Zone 3(-40°)	    
'Bewilderbeast' *New* •Wild stripes of white against a background of purple, red and gold.	H24-30" W18-24"	Late Spring Zone 3(-40°)	     
'City Lights' *New* • Violet blue with white center.	H30-36" W12-24"	Late Spring Zone 3(-40°)	     
'Clarence' *New* •Pale blue standards and flaring ruffled, violet blue falls.	H24-36" W18-24"	<u>Rebloomer</u> Late Spring Zone 3(-40°)	     
'Come Away With Me' *New* •Apricot-pink standards with light pink falls edged in magenta.	H30-36" W18-24"	Late Spring Zone 3(-40°)	     
'Concertina' *New* •Solid, soft rose-pink.	H24-30" W18-24"	Late Spring Zone 3(-40°)	     



Iris *Flags* Continued

'Dashing' *New* •Velvet-purple, ruffled blooms.	H32-36" W18-24"	Late Spring Zone 3(-40°)	○ ● ♀ ✂️ 🦌 🌵
'Decadence' *New* •Creamy apricot standards. Light plum-burgundy falls are edged with a band of creamy apricot.	H36-42" W18-24"	Late Spring Zone 3(-40°)	○ ● ♀ ✂️ 🦌 🌵
'Eggnog' *New* •Bright golden yellow.	H24-36" W12-24"	Late Spring Zone 3(-40°)	○ ● ♀ ✂️ 🦌 🌵
'Eternal Bliss' *New* •Bright, solid white with light yellow beards.	H24-28" W18-24"	Late Spring Zone 3(-40°)	○ ● ♀ ✂️ 🦌 🌵
'Firebreather' •Orange-tangerine	H30-34" W12-18"	<u>Rebloomer</u> Late Spring Zone 3(-40°)	○ ● ♀ ♀ ✂️ 🦌
'Frequent Flyer' *New* •Ruffled white blooms with contrasting slightly yellow falls.	H32-34" W12-18"	Late Spring Zone 3(-40°)	○ ● ♀ ✂️ 🦌 🌵
'Fringe of Gold' •Golden yellow with white falls edged in gold.	H36-48" W12-24"	Late Spring Zone 3(-40°)	○ ● ♀ ♀ ✂️ 🦌
'Gnu Again' *New* •Dark purple petals streaked with white and orange beards.	H24-32" W18-24"	Late Spring Zone 3(-40°)	○ ● ♀ ✂️ 🦌 🌵
'Gnus Flash' *New* •Cream standards streaked with purple. Purple falls streaked with white.	H30-38" W18-24"	Late Spring Zone 3(-40°)	○ ● ♀ ✂️ 🦌 🌵
'Halloween Halo' *New* •White with yellow edging on falls and orange beards.	H30-36" W12-24"	Late Spring Zone 3(-40°)	○ ● ♀ ✂️ 🦌 🌵
'Harvest of Memories' •Radiant all-yellow iris with widely ruffled petals and a slight sweet fragrance.	H24-38" W12-24"	<u>Rebloomer</u> Late Spring Zone 3(-40°)	○ ● ♀ ♀ ✂️ 🦌
'Hemstitched' •Sparkling white, ruffled-edge blooms that are etched in lilac.	H30-36" W12-24"	<u>Rebloomer</u> Late Spring Zone 3(-40°)	○ ● ♀ ♀ ✂️ 🦌
'Honey Fruit Cocktail' *New* •Creamy yellow standards with yellow falls, with red violet veining and speckles and a cream edge.	H24-35" W12-24"	Late Spring Zone 3(-40°)	○ ● ♀ ✂️ 🦌 🌵
'Immortality' •Ruffled, soft white self with pale lemon-yellow beards.	H30-36" W12-24"	<u>Rebloomer</u> Late Spring Zone 3(-40°)	○ ● ♀ ♀ ✂️ 🦌
'Invitation' *New* •White standards with tangerine falls.	H28-34" W12-24"	<u>Rebloomer</u> Late Spring Zone 3(-40°)	○ ● ♀ ✂️ 🦌 🌵
'Jurassic Park' •Canary yellow, broadly ruffled standards, blended purple falls with silver beards.	H24-36" W12-18"	Late Spring Zone 3(-40°)	○ ● ♀ ♀ ✂️ 🦌
'Lenora Pearl' •Salmon-pink blooms	H24-30" W12-24"	<u>Rebloomer</u> Late Spring Zone 3(-40°)	○ ● ♀ ♀ ✂️ 🦌
'Mary Frances' •Orchid blue	H36-48" W12-24"	Late Spring Zone 3(-40°)	○ ● ♀ ♀ ✂️ 🦌
'My Friend Jonathan' *New* •A rich blend of scarlet and mahogany with a gold overlay.	H30-36" W18-24"	Late Spring Zone 3(-40°)	○ ● ♀ ✂️ 🦌 🌵

'Navajo Jewel' *New* •Light blue.	H30-38" W18-24"	Late Spring Zone 3(-40°)	○ ● ♀ ✂ Ⓢ ♀
'October Splendor' *New* •Peachy pink ruffles and delicate blushes.	H18-25" W18-24"	<u>Rebloomer</u> Late Spring Zone 3(-40°)	○ ● ♀ ✂ Ⓢ ♀
'Ozark Rebounder' *New* •Dark purple with purple-black beards.	H26-34" W18-24"	Late Spring Zone 3(-40°)	○ ● ♀ ✂ Ⓢ ♀
'Paprika Fono's' *New* •Reddish brown petals have a creamy center and bright orange beards.	H30-36" W18-24"	<u>Rebloomer</u> Late Spring Zone 3(-40°)	○ ● ♀ ✂ Ⓢ ♀
'Peggy Sue' *New* •Light pink standards and paler finely shaped falls.	H30-34" W18-24"	<u>Rebloomer</u> Late Spring Zone 3(-40°)	○ ● ♀ ✂ Ⓢ ♀
'Priscilla of Corinth' *New* •Pale peach petals with bright tangerine beards.	H36-42" W18-24"	<u>Rebloomer</u> Late Spring Zone 3(-40°)	○ ● ♀ ✂ Ⓢ ♀
'Red Hot Chili' *New* •Ruffled yellow standards are heavily washed with rich, ruby-red and yellow falls dotted with rusty-red.	H16-18" W12-18"	<u>Rebloomer</u> Late Spring Zone 3(-40°)	○ ● ♀ ✂ Ⓢ ♀
'Renown' *New* •White standards with oyster-white falls and yellow beards.	H30-36" W18-24"	<u>Rebloomer</u> Late Spring Zone 3(-40°)	○ ● ♀ ✂ Ⓢ ♀
'Rio Vista' *New* •Light blue with darker blue veining.	H30-36" W18-24"	<u>Rebloomer</u> Late Spring Zone 3(-40°)	○ ● ♀ ✂ Ⓢ ♀
'Rockstar' •Raspberry-rose standards and pale apricot falls edged and speckled.	H30-36" W12-24"	<u>Rebloomer</u> Late Spring Zone 3(-40°)	○ ● ♀ ♀ ✂ Ⓢ
'Shoot The Moon' *New* •Lemon yellow brushed with white on the falls and lemon veining.	H24-36" W18-24"	<u>Rebloomer</u> Late Spring Zone 3(-40°)	○ ● ♀ ✂ Ⓢ ♀
'Speeding Again' •Purple with a small amount of white on the falls.	H36-38" W12-18"	<u>Rebloomer</u> Late Spring Zone 3(-40°)	○ ● ♀ ♀ ✂ Ⓢ
'Sugar Blues' •Blue petals and white beard.	H30-36"	<u>Rebloomer</u> Late Spring Zone 3(-40°)	○ ● ♀ ♀ ✂ Ⓢ
'Superstition' •Black-purple flowers with a hint of maroon.	H32-36" W12-18"	Late Spring Zone 3(-40°)	○ ● ♀ ♀ ✂ Ⓢ
'Victoria' Falls *New* •Large, ruffled flowers of light blue with a white throat and beards.	H35-39" W12-18"	<u>Rebloomer</u> Late Spring Zone 3(-40°)	○ ● ♀ ✂ Ⓢ ♀
'Violet Turner' •Purple selfs with darker purple falls.	H20-30" W18-24"	<u>Rebloomer</u> Late Spring Zone 3(-40°)	○ ● ♀ ♀ ✂ Ⓢ
'War Chief' •Velvety dark red.	H30-36"	<u>Rebloomer</u> Late Spring Zone 3(-40°)	○ ● ♀ ♀ ✂ Ⓢ

PERENNIALS



PERENNIAL
FAVORITES

Miniature German Bearded Iris (germanica miniature) Miniature variety of bearded iris. these varieties only get between 6-15" tall. Great for the front of a border. Blooms mid to late season.

'Absolute Joy' •Bright pink with fuchsia-purple spot on falls.	H10-12" W10-12"	Late Spring Zone 3(-40°)	○ ● ✂ ✂
'Blueberry Tart' *New* •Flared blue standards with violet-red near the base and a reddish tan central spot fall that fades to a blue edge.	H10-12" W10-12"	Late Spring Zone 3(-40°)	○ ● ✂ ✂
'Bright' *New* •Golden apricot standards have green gold veins. The falls are a darker golden apricot brushed with brownish red-plum.	H10-12" W10-12"	Late Spring Zone 3(-40°)	○ ● ✂ ✂
'Cat's Eye' *New* •Compact clusters of rich, rose-red blooms with deep red centers.	H10-12" W10-12"	Late Spring Zone 3(-40°)	○ ● ✂ ✂
'Eramosa Skies' •Light sapphire-blue	H10-12" W10-12"	Late Spring Zone 3(-40°)	○ ● ✂ ✂
'Ice and Indigo' •White self with blue falls and white edging.	H10-12" W10-12"	Late Spring Zone 3(-40°)	○ ● ✂ ✂
'Precious Little Pink' •Soft pink	H10-12" W10-12"	<u>Rebloomer</u> Late Spring Zone 3(-40°)	○ ● ✂ ✂
'Smart' •Purple with darker purple falls.	H10-12" W10-12"	Late Spring Zone 3(-40°)	○ ● ✂ ✂
'Sun Doll' *New* •Bright solid yellow	H6-12" W6-12"	Late Spring Zone 3(-40°)	○ ● ✂ ✂
'Trajectory' *New* •Dark purple standards and falls with white center patch and yellow to white beards.	H10-12" W10-12"	Late Spring Zone 3(-40°)	○ ● ✂ ✂

Japanese Iris (ensata) Their large and flattened, crepe-textured blooms appear over tall grassy clumps.

















































































'Fortune' •Elegant white and purple blooms.	H24-30" W12-18"	Late Spring Zone 4(-30°)	○ ● ✂ ✂
'Lady In Waiting' •Near white flowers with brushed lavender edges. Lightly ruffled form.	H32-36" W24-36"	Late Spring Zone 4(-30°)	○ ● ✂ ✂
'Variegata' •Green and white striped leaves, bearing drooping dark purple flowers.	H24-30" W12-24"	Late Spring Zone 4(-30°)	○ ● ✂ ✂

Siberian Iris (sibirica) Strong clumps of grassy leaves that remain attractive all season. Delicate looking flowers.

'Blue King' •Solid royal blue	H24-36" W18-24"	Late Spring Zone 3(-40°)	○ ● ✂ ✂
'Butter and Sugar' •Cream self with yellow falls.	H24-28" W18-24"	Late Spring Zone 3(-40°)	○ ● ✂ ✂
'Caesar's Brother' •Solid deep purple	H24-36" W18-24"	Late Spring Zone 3(-40°)	○ ● ✂ ✂
'Concord Crush' •Large, vibrant, double blue.	H24-36" W18-24"	Late Spring Zone 3(-40°)	○ ● ✂ ✂
'Lavender Queen' •Lavender self and falls. Falls have a cream base.	H24-30" W18-24"	Late Spring Zone 3(-40°)	○ ● ✂ ✂

PERENNIAL
FAVORITES

LEGEND: 🦋=Pollinator • ✂=Cut Flower • 🌱=Drought Resistant • 🦌=Deer Resistant
▲=Native/Waterwise • ○=Full Sun • ◐=Part Sun • ●=Full Shade • H=Height • W=Width

'Ruffled Velvet' •Rich, velvety, deep purple flowers with gold markings.	H18-28" W18-24"	Late Spring Zone 3(-40°)	    
'Silver Edge' •Solid blue with silver edges.	H18-24" W18-24"	Late Spring Zone 3(-40°)	    
'Sky Wings' •Sky blue self and falls. Falls have yellow base.	H18-28" W18-24"	Late Spring Zone 3(-40°)	    
'Snow Queen' •Solid white	H28-36" W18-24"	Late Spring Zone 3(-40°)	    
Variegated Iris (pallida)			
'Albo Variegata' •Solid purple with green and white variegated foliage.	H18-28" W18-24"	Late Spring Zone 3(-40°)	    
'Aurea Variegated' •Purple blooms with yellow and green variegated foliage.	H18-36" W18-24"	Late Spring Zone 3(-40°)	    
Kniphofia Red Hot Poker Clumps of strap-like foliage. Torch-shaped clusters of flowers held on stiff stalks.			
caulescens Regal Torchlily •Powder blue and grass-like foliage. Orange flowers fade to yellow.	H36-72" W18-24"	Summer Zone 5(-20°)	   
uvaria 'Echo Rojo' •Deep orange to red blooms have thick sturdy flower stems. More everblooming than repeating.	H36-40" W18-24"	<u>Rebloomer</u> Summer Zone 5(-20°)	   
uvaria 'Flamenco' •Yellow base turning orange and red as it approaches the top.	H30-36" W18-24"	Summer Zone 5(-20°)	   
uvaria Royal Castle' *New* •Large, broad, vibrant bottlebrush heads are densely packed with flame orange-red and yellow flowers. Tall and vigorous.	H30-36" W24-36"	Summer Zone 5(-20°)	   
Poco Series This series is Terra Nova's shortest Kniphofia. The plants have a massive flower count with large inflorescences.			
'Orange' *New* •Burnished orange with hot red tips.	H14-21" W12-16"	Summer Zone 6(-10°)	   
'Red' *New* •Coral-red	H14-21" W12-16"	Summer Zone 6(-10°)	   
'Sunset' *New* •Bicolor red-orange and orange.	H18-24" W14-16"	Summer Zone 6(-10°)	   
'Yellow' *New* •Sulfur yellow flowers.	H12-15" W14-16"	Summer Zone 6(-10°)	   
Lamium Spotted Dead Nettle Neat colorful foliage with hooded flower spikes. Used as a groundcover.			
maculatum 'Anne Greenaway' •Mauve-lilac flowers with dark green, white, and lime variegation.	H6-8" W12-18"	Early Summer-Fall Zone 4(-30°)	  
maculatum 'Orchid Frost' •Orchid-pink flowers with silver and green foliage.	H4-8" W12-24"	Early Summer-Fall Zone 4(-30°)	  
maculatum 'Pink Pewter' •Pink flowers with silver and green foliage.	H4-8" W12-24"	Early Summer-Fall Zone 4(-30°)	  
maculatum 'Purple Dragon' •Deep purple flowers with silvery green foliage.	H4-8" W12-24"	Early Summer-Fall Zone 4(-30°)	  
maculatum 'Red Nancy' •Rose-pink with bright white and green foliage.	H4-8" W12-24"	Early Summer-Fall Zone 4(-30°)	  
maculatum 'White Nancy' •Clusters of pure white flowers, Foliage is silver with green edges.	H6-8" W12-24"	Early Summer-Fall Zone 4(-30°)	  

PERENNIALS



PERENNIAL
FAVORITES



































































Lavandula *Lavender* Wonderfully fragrant, ornamental, shrubby perennial with grey-green foliage and flowering spikes.

angustifolia 'Big Time Blue' *New* •Earliest blooming and has larger purple-blue flowers than other varieties.	H12-16" W12-18"	Summer Zone 5(-20°)	○ ☀ ✂ 🌳 🦌
angustifolia 'Blue Cushion' •Grey-green evergreen foliage. Deep blue flowers.	H12-16" W12-16"	Summer Zone 5(-20°)	○ ☀ ✂ 🌳 🦌
angustifolia 'Hidcote Blue' •Abundant, deep purple flower spikes.	H12-18" W24-36"	Summer Zone 4(-30°)	○ ☀ ✂ 🌳 🦌
angustifolia 'Munstead' •Rich lavender.	H12-18" W12-18"	Summer Zone 4(-30°)	○ ☀ ✂ 🌳 🦌
angustifolia 'Platinum Blonde' •Blue with lime-green to dark green variegated foliage.	H16-24" W16-18"	Summer Zone 5(-20°)	○ ☀ ✂ 🌳 🦌
angustifolia 'Royal Velvet' •Long stemmed, dark navy-blue and lavender flower spikes. The 3 to 4" long flower spikes hold their dark color as a dried flower.	H24-30" W18-24"	Summer Zone 6(-10°)	○ ☀ ✂ 🌳 🦌
angustifolia 'Super Blue' •Rich blue blooms on short spikes. Free-flowering in the heat and humidity and persistence in the landscape.	H10-12" W10-12"	Summer Zone 5(-20°)	○ ☀ ✂ 🌳 🦌
angustifolia 'Thumbelina Leigh' •Bright blue-violet blooms. Profuse, tightly balled flowers that will rebloom up to 3 times a year if pruned after flowering.	H6-12" W8-12"	Summer Zone 5(-20°)	○ ☀ ✂ 🌳 🦌
angustifolia 'Twinkle Purple' •Blooms violet-purple to blue. Large round shaped form with long flower spikes. It is an excellent choice for hedging.	H18-24" W12-24"	Summer Zone 5(-20°)	○ ☀ ✂ 🌳 🦌
angustifolia 'Wee One' *New* •A wonderful dwarf English Lavender with compact heads of lavender-blue flowers and dark blue calyces.	H8-10" W12-15"	Summer Zone 5(-20°)	○ ☀ ✂ 🌳 🦌
hybrid intermedia 'Phenomenal' •Uniform mounds of silvery foliage; with dark purple-blue flower spikes.	H24-30" W24-30"	Summer Zone 4(-30°)	○ ☀ ✂ 🌳 🦌
hybrid intermedia 'Provence' •Lavender-blue flowers bloom on long stems and form a low, hedge-like shrub. Vigorous grower.	H24-30" W18-24"	Summer Zone 5(-20°)	○ ☀ ✂ 🌳 🦌
intermedia 'Dilly Dilly' *New* •Purple flower spikes above compact, silvery foliage.	H12-14" W12-18"	Summer Zone 6(-10°)	○ ☀ ✂ 🌳 🦌

Leucanthemum *Shasta Daisy*

superbum 'Angel Daisy' *New* •White with a contrasting yellow eye cover this bushy plant all summer long. Flowers are 3" across.	H10-12" W18-20"	Summer Zone 3(-40°)	○ ☀ ☀ ✂ 🌳 🦌
superbum 'Becky' •Huge amounts of very large, white blooms are produced on strong stems which are ideal for cutting. Despite its height, this variety does not require staking.	H36-42" W18-24"	Summer Zone 4(-30°)	○ ☀ ☀ ✂ 🌳 🦌
superbum 'Crazy Daisy' •Noted for its large, double blooms and fluffy petals of pure white with yellow centers. Multiple flowers bloom per stem.	H24-28" W18-24"	Summer Zone 4(-30°)	○ ☀ ✂ 🌳 🦌
superbum 'Goldfinch' •Long blooming and compact with semi-double flowers that very slowly and gracefully change from bright lemon-yellow to an ivory-white.	H18-24" W18-24"	Summer Zone 4(-30°)	○ ☀ ☀ ✂ 🌳 🦌
superbum 'Sante' •Fine, feathery petals create double flowers that resemble white pompoms. It is very strong stemmed.	H18-24" W18-24"	Summer Zone 4(-30°)	○ ☀ ✂ 🌳 🦌



superbum 'Snow Cap' •Pure white single flowers are produced in abundance atop bushy mounds of foliage. It has a sturdy, uniform habit.	H10-16" W8-12"	Summer Zone 4(-30°)	   
superbum 'Spoonfull of Sugar' •White flowers on a very compact plant.	H16-18" W28-32"	Summer Zone 5(-20°)	   
superbum 'Victorian Secret' •Ruffled semi-double blooms above leaves that are small and twisted.	H14-20" W14-18"	Summer Zone 4(-30°)	   
superbum 'Whoops-a-Daisy' •Dwarf dome-forming variety of white flowers.	H14-16" W20-24"	Summer Zone 5(-20°)	   
Ooh La Series (superbum) Flowers well, compact habit with sturdy upright stem.			
'Lacrosse' •Produces single, yellow-eyed white daisies with interesting spoon-shaped petals.	H10-18" W10-18"	Summer Zone 4(-30°)	   
'La Spider' •Very large, true double, white blooms that are finely cut.	H12-24" W12-24"	Summer Zone 4(-30°)	   
Real Series (superbum) These varieties are very floriferous with improved disease resistance. All bloom early to midsummer and then again in fall. These are robust drought and wind resistant perennials once established.			
'Charmer' *New* •Dwarf form with large, semi-double, long lasting, creamy yellow flowers.	H16-24" W12-18"	Summer-Fall Zone 5(-20°)	   
'Dream' *New* •Large daisy flowers of 3 layers with greenish-yellow petals and large golden centers. Yellow petals gradually fade to white as the flower matures.	H16-24" W12-18"	Summer-Fall Zone 5(-20°)	   
'Galaxy' *New* •The large-eyed double flowers have narrow, finely fringed pure white petals and large golden centers with strong stems.	H16-24" W12-18"	Summer-Fall Zone 5(-20°)	   
'Glory' *New* •Multiple layers of pure white petals open flat and gradually reflex, exposing an ever enlarging frilly yellow dome.	H16-24" W12-18"	Summer-Fall Zone 5(-20°)	   
'Neat' *New* •Rows of fluted, horizontal white petals surround a golden center.	H16-24" W12-18"	Summer-Fall Zone 5(-20°)	   
'Sunbeam' *New* •Rows of chartreuse petals that ring a golden button center.	H16-24" W12-18"	Summer-Fall Zone 5(-20°)	   
Sweet Daisy Series (superbum) This series is an improvement on the classic garden daisy. These new varieties are characterized by a uniform plant structure and deep dark green foliage.			
'Cher' *New* •Shaggy, bright white petals surrounding a golden-yellow button eye.	H6-10" W8-12"	Summer Zone 4(-30°)	   
'Christine' *New* •Golden yellow cones surrounded by bright white petals. Heavy flowering.	H6-10" W8-12"	Summer Zone 4(-30°)	   
'Jane' *New* •White semi-double petals surround a golden cone.	H6-10" W8-12"	Summer Zone 4(-30°)	   
'Sophie' *New* •Spoon-shaped white petals arrayed around large golden button eyes.	H6-10" W8-12"	Summer Zone 4(-30°)	   
Lewisia Bitterroot			
cotyledon Rainbow Mix *Native & Waterwise* •Dazzling, star-shaped blooms hover over the flat rosettes of evergreen leaves in purple, pink, yellow, orange and white. Grow this plant in gravel or between rocks with minimal amount of soil.	H10-12" W10-12"	Late Spring-Summer Zone 5(-20°)	 

PERENNIALS



PERENNIAL
FAVORITES

Liatris Gayfeather Bottlebrush flower spikes grow out of clumps of grassy-like foliage. The narrow leaves are up to 10" long at the base and decrease in length up the stems. The flowers bloom at the top of each spike.

punctata Spotted Gayfeather *Native & Waterwise* •A knee high plant that bears purple spikes of small fringed flowers.	H24-36" W18-24"	Summer Zone 3(-40°)	○ ✂️ 🌱
spicata 'Kobold' •Dark rose	H18-24" W18-24"	Summer Zone 4(-30°)	○ 🦋 ✂️

Ligularia Leopard Plant The bold leaves are kidney-shape or jagged along the edges. Blooms stand above the leaves on spikes. These moisture lovers do beautifully at the edges of ponds and streams.

dentata 'Britt-Marie Crawford' •Broad, glossy, dark chocolate leaves with dark purple undersides. Gold orange, daisy-like flowers are perched atop the purplish-black stems.	H36-48" W24-36"	Summer Zone 4(-30°)	● ◐ 🦋 ✂️
dentata 'Little Lantern' •This compact selection has large, rounded dark-green leaves with conical heads of golden-yellow daisy flowers. Sometimes called Elephant Ears, this is a bold specimen perennial that needs a moist location.	H20-24" W24-30"	Summer Zone 4(-30°)	● ◐ 🦋 ✂️
dentata 'Little Rocket' •Yellow flowers with dark green foliage and dark stems.	H18-36" W24-30"	Summer Zone 4(-30°)	● ◐ 🦋 ✂️
dentata 'Osiris Café Noir' •Daisy-like yellow flowers on long stems. Deep purple foliage turns to bronze and then to olive-green.	H14-20" W12-20"	Summer Zone 4(-30°)	○ 🦋 ✂️

Lilium Asiatic Lily Easy to grow plants, a colorful addition to the landscape. True lilies have stiff stems with relatively narrow strap-like leaves from top to bottom. Large showy flowers develop at the top of each stem.

Joy Series Asiatic Lily The plants in this series are short but perfectly proportioned and offer more blooms.

'Bright Joy' •Vibrant orange and yellow bi-color blooms with a dark speckling in the center.	H18-24" W6-12"	Early Summer Zone 3(-40°)	○ 🦋 ✂️
'Burning Joy' •Reddish orange with a yellow orange center.	H18-24" W6-12"	Early Summer Zone 3(-40°)	○ 🦋 ✂️
'Classic Joy' •Big vibrant yellow blooms with a light speckling in the center.	H18-24" W6-12"	Early Summer Zone 3(-40°)	○ 🦋 ✂️
'Dreaming Joy' •Vibrant, yellow blooms.	H18-24" W6-12"	Early Summer Zone 3(-40°)	○ 🦋 ✂️
'Elegant Joy' •Bicolor pink and ecru with speckled centers bloom on straight stems.	H18-24" W6-12"	Early Summer Zone 3(-40°)	○ 🦋 ✂️
'Eternal Joy' •Bright orange petals with lighter orange brushed down the centers.	H18-24" W6-12"	Early Summer Zone 3(-40°)	○ 🦋 ✂️
'Golden Joy' •Big vibrant yellow blooms with orange brushed centers and dark speckles.	H18-24" W6-12"	Early Summer Zone 3(-40°)	○ 🦋 ✂️
'Island Joy' •Big vibrant pink blooms that are lightly brushed with white at the eye zone, speckled with dark pink	H18-24" W6-12"	Early Summer Zone 3(-40°)	○ 🦋 ✂️
'Majestic Joy' *New* •Golden dark pink with yellow at the base of the petal.	H18-24" W6-12"	Early Summer Zone 3(-40°)	○ 🦋 ✂️
'Orange Joy' •Large golden orange with dark orange speckles.	H18-24" W6-12"	Early Summer Zone 3(-40°)	○ 🦋 ✂️
'Perfect Joy' •Pink and white bicolor blooms with dark pink speckles.	H18-24" W6-12"	Early Summer Zone 3(-40°)	○ 🦋 ✂️
'Sparkling Joy' •Large white blooms.	H18-24" W6-12"	Early Summer Zone 3(-40°)	○ 🦋 ✂️
'Sunny Joy' •Big vibrant yellow blooms with dark orange spots.	H18-24" W6-12"	Early Summer Zone 3(-40°)	○ 🦋 ✂️
'Tangerine Joy' *New* •Bicolor blooms of tangerine on the inside and rosy pink.	H18-24" W6-12"	Early Summer Zone 3(-40°)	○ 🦋 ✂️

PERENNIAL
FAVORITES

Matrixline Series Asiatic Lily It grows at a fast rate, and under ideal conditions can be expected to live for approximately 10 years. It does best in average to evenly moist conditions, but will not tolerate standing water.

'Buzzer' •Pink with light pink edges.	H16-18" W12-18"	Mid Summer Zone 3(-40°)	○ ♀ ✂
'Golden' •Yellow	H16-18" W12-18"	Mid Summer Zone 3(-40°)	○ ♀ ✂
'Matrix' •Red-orange	H16-18" W12-18"	Mid Summer Zone 3(-40°)	○ ♀ ✂
'Matrix Mix' •Mixture of yellow, red and orange lilies.	H16-18" W12-18"	Mid Summer Zone 3(-40°)	○ ♀ ✂
'Orange' •Orange	H16-18" W12-18"	Mid Summer Zone 3(-40°)	○ ♀ ✂

Tango Series A collection of large, colorful flowers that range from pink, yellow, cream, and orange. Each variety is two-toned, displaying a striking speckling characteristic, with a rich darker color contrasting against the lighter petal color.

'Ladylike' •Large, upward-facing, pink flowers with wide, yellow-orange throats.	H36-48" W10-16"	Early Summer Zone 4(-30°)	○ ◐ ♀
'Push Off' •White flowers heavily peppered with dark burgundy blotches.	H36-48" W10-16"	Early Summer Zone 4(-30°)	○ ◐ ♀

Lilium Oriental Lily Flowers are quite large, fragrant and tend to be facing outward.

'Entertainer' •Pink with a white center.	H16-20" W8-12"	Mid Summer Zone 3(-40°)	○ ♀ ✂
'Magny Cours' •Deep pink with pure white borders.	H14-16" W12-14"	Mid Summer Zone 3(-40°)	○ ♀ ✂
'Souvenir' •Dwarf variety with large, clean pink petals and white towards the center.	H12-18" W12-18"	Mid Summer Zone 3(-40°)	○ ♀ ✂
'Starlight Express' •Dark rose petals outlined in white on short sturdy stems.	H14-16" W8-12"	Mid Summer Zone 3(-40°)	○ ♀ ✂
'Starlight Romance' *New* •This variety features striking, up-facing, star-shaped blooms that are a crimson-red surrounded by a white border.	H16-18" W12-12"	Mid Summer Zone 3(-40°)	○ ♀ ✂

Linum Flax Small airy foliage that is upright and arching. Small flowers appear on top of the stems. Forms a very tight clump.

lewisii Blue Flax *Native & Waterwise* •Ferry green leaves, bearing loads of small, five-petal, blue flowers,	H24-30" W10-12"	Summer Zone 3(-40°)	○ ☙
perenne 'Sapphire' *Native & Waterwise* •This plant has a dwarf, mounding habit and sky blue flowers that seem to float above the narrow, ferny green leaves.	H12-24" W8-12"	Summer Zone 3(-40°)	○ ☙

Lobelia Fan Flower Attractive, dark-green to reddish bronze leaves and showy, large, upright spikes of brilliant hues of red or blue flowers that bloom from late summer to early fall.

speciosa 'Starship Deep Rose' •Stunning deep pink flowers that line up and down the dark black stem.	H20-24" W12-24"	Early Summer Zone 6(-10°)	○ ◐ ♀
speciosa 'Starship Scarlet' •Bright red with maroon green-bronze foliage.	H18-24" W6-12"	Early Summer Zone 6(-10°)	○ ◐ ♀
speciosa 'Vulcan Red' •Large red flowers with burgundy foliage.	H24-32" W10-14"	Early Summer Zone 6(-10°)	○ ◐ ♀

Lonicera Honeysuckle Easy to grow, vigorous, heat tolerant, and close to indestructible, these vines are beautiful and deliciously fragrant, attracting hummingbirds and butterflies all summer long.

sempervirens 'John Clayton' *New* •This selection is noted for its compact growth habit, yellow tubular flowers, tendency to re-bloom and have a profuse fall berry production.	H72-120" W36-60"	Spring-Fall Zone 4(-30°)	○ ♀ ☙
sempervirens 'Major Wheeler' *New* •Highly fragrant, heavy flowering honeysuckle vine which produces red trumpet flowers.	H72-120" W36-60"	Spring-Fall Zone 4(-30°)	○ ♀ ☙

PERENNIALS



PERENNIAL
FAVORITES

Lupinus *Lupine* These colorful pea-shaped flowers bloom on tall graceful spikes. These plants are poisonous if eaten.

Mini Gallery Series Compact habit. Produces very large blooms. Mildew resistant.

'Blue' •Lavender-blue with white centers.	H14-16" W6-10"	Spring Zone 4(-30°)	○ ● ✂ ♀ 🌵
'Mix' •Pink, white, yellow, and blue with white centers.	H14-16" W6-10"	Spring Zone 4(-30°)	○ ● ✂ ♀ 🌵
'Pink Bicolor' •Soft pink with white centers.	H14-16" W6-10"	Spring Zone 4(-30°)	○ ● ✂ ♀ 🌵
'Red' •Red with white centers.	H14-16" W6-10"	Spring Zone 4(-30°)	○ ● ✂ ♀ 🌵
'Yellow' •Solid yellow	H14-16" W6-10"	Spring Zone 4(-30°)	○ ● ✂ ♀ 🌵

Staircase Series This series will rebloom all season until the night temperatures reach above 72°. Removal of spent flowers will speed up new bud set.

'Dark Blue and Yellow' *New* •Deep purplish blue and yellow.	H18-24" W18-24"	Spring Zone 4(-30°)	○ ● ♀ ✂
'Orange' *New* •Rosy buds open up to a coral-orange.	H18-24" W18-24"	Spring Zone 4(-30°)	○ ● ♀ ✂
'Rose and White' *New* •Rosy pink and white blooms.	H18-24" W18-24"	Spring Zone 4(-30°)	○ ● ♀ ✂
'Yellow' *New* •Bright lemon-yellow.	H18-24" W18-24"	Spring Zone 4(-30°)	○ ● ♀ ✂

Lychnis *Campion* These plants have an upright, clumping habit. They have vibrant colors and can tolerate dry, rocky soil.

chalcidonica 'Burning Love' •Stems are topped by domed clusters of five-petaled scarlet to red-orange flowers. Each petal is deeply lobed, almost v-shaped.	H24-36" W10-12"	Early Summer Zone 3(-40°)	○ ● ♀ 🐇
chalcidonica <i>Maltese Cross</i> •Plants have bright green leaves with taller flower stems that bear large clusters of scarlet-orange blooms.	H36-48" W12-18"	Summer Zone 4(-30°)	○ ♀ 🌵 🐇
coronaria <i>Blood Red Campion</i> •Hot-pink with silver, fuzzy foliage.	H24-36" W10-18"	Summer Zone 4(-30°)	○ ♀ ✂ 🌵 🐇
flos-cuculi 'Petite Jenny' •Double flowered dwarf variety that has soft lavender to pink blooms.	H12-14" W16-18"	Summer Zone 4(-30°)	○ ♀ 🌵 🐇
haageana <i>Lumina Bronze Leaf Red</i> •Contrasting dark leaves and bright red flowers that offers a uniform and compact habit.	H10-12" W10-12"	Summer Zone 4(-30°)	○ ♀ 🌵 🐇

Lysimachia *Loosestrife Creeping Jenny*

nummularia <i>Creeping Jenny</i> •Plants form a low mat of bright green leaves, bearing bright golden-yellow flowers.	H2-4" W24-36"	Summer Zone 4(-30°)	○ ●
congestiflora 'Persian Chocolate' •Grows a mass of small purple leaves and abundant golden yellow, bell-shaped flowers, great as a ground cover.	H2-4" W12-36"	Summer Zone 4(-30°)	○ ●
nummularia 'Goldilocks' •Small yellow flowers. Grows a low mat of lime-green foliage, great ground cover.	H2-4" W18-24"	Summer Zone 4(-30°)	○ ●

PERENNIAL
FAVORITES

Mahonia Oregon Grape

repens *Creeping Oregon Grape* *Native & Waterwise*

•Beautiful, broadleaf evergreen ground cover that grows well in sun or shade. Dark green foliage in summer turning to purplish-red in the fall. Yellow, fragrant flowers bloom in the spring. Bluish black berries appear in September.

H12-18"
W30-36"

Spring
Zone 4(-30°)



Marrubium Horehound

rotundifolium *Silverheels* *Native & Waterwise*

•Soft, felted green leaves are edged with white, creating a crisp appearance. Prefers lean, well-drained soils. Not for hot, humid locations. Plant Select

H4-12"
W24-36"

Spring
Zone 4(-30°)



Melampodium Blackfoot Daisy

leucanthum *Blackfoot Daisy* *Native & Waterwise*

•Low growing, mounding perennial preferring hot, dry locations. Daisy-like white petals surround a yellow center. Very long blooming.

H6-12"
W12-24"

Early Summer-Fall
Zone 3(-40°)



Mirabilis Desert Four O'Clock

All parts of this plant are poisonous if ingested.

multiflora 'Bella Blanca' *Native & Waterwise*

•Pure white flowers that glow in the twilight. The sweet fragrance can be enjoyed from several feet away. Tighter more controlled habit in comparison with traditional Desert Four O'Clock. Found by Barney Barnet of WBG.

H12-24"
W18-48"

Summer
Zone 4(-30°)



multiflora *Desert Four O'Clock* *Native & Waterwise*

•Neat, mounding, dark green form with showy, magenta tubular flowers. Can survive extremely harsh conditions once established.

H18-24"
W48-72"

Summer
Zone 4(-30°)



Monarda Bee Balm

Round flower clusters bursting with tube-shaped petals. With upright dark green foliage on erect stems. Foliage has a minty fragrance.

didyma 'Coral Reef'

•Coral to salmon, mildew resistant.

H24-36"
W18-24"

Summer
Zone 4(-30°)



didyma 'Fireball'

•Wonderfully compact, this is a heavy bloomer with bright, scarlet-red flowers.

H16-20"
W12-18"

Summer
Zone 4(-30°)



Balmy Series (didyma)

Best mildew resistance of today's commercial cultivars, plus compact habit, and bold colors.

'Lilac'

•Lilac

H12-14"
W8-12"

Summer
Zone 4(-30°)



'Pink'

•Bright pink

H12-14"
W8-12"

Summer
Zone 4(-30°)



'Purple'

•Purple-red

H12-14"
W8-12"

Summer
Zone 4(-30°)



'Rose'

•Dark rose

H12-14"
W8-12"

Summer
Zone 4(-30°)



Sugar Buzz Series

These plants are perfectly suited to the middle of the flower bed. All unique colors in this series are similar in size, bloom time and vigor. They display above average resistance to powdery mildew.

'Blue Moon'

•Lavender-blue flowers are held by attractive purple bracts.

H18-24"
W18-24"

Summer
Zone 4(-30°)



'Bubblegum Blast'

•Shaggy, hot pink flowers.

H18-24"
W18-24"

Summer
Zone 4(-30°)



'Cherry Pops'

•Forms a solid dome of cherry-red, flowers on strong, well-branched stems.

H18-24"
W18-24"

Summer
Zone 4(-30°)



'Grape Gumball'

•Magenta flowers appear mid-summer on a clump of well branching green foliage.

H18-24"
W18-24"

Summer
Zone 4(-30°)



PERENNIALS



PERENNIAL
FAVORITES

PERENNIAL FAVORITES	'Lilac Lollipop' •Forms a solid dome of lavender-lilac, flowers on strong, well-branched stems.	H18-24" W18-24"	Summer Zone 4(-30°)	○ ● ✂️ 🌵 🦌
	'Rocking Raspberry' •Deep raspberry-purple flowers with very dark green leaves forms a solid dome of flowers on strong, well-branched stems.	H18-24" W18-24"	Summer Zone 4(-30°)	○ ● ✂️ 🌵 🦌
	Monardella <i>Little Beebalm</i>			
	macrantha 'Marian Sampson' *Native & Waterwise* •Large, bright red flowers adorn this plant in summer and fall with a low growing, mounding habit. Great for a rock garden. Needs good drainage. Intolerant of frequent summer water.	H6-12" W12-24"	Summer-Fall Zone 6(-10°)	○ ● 🌵 🦌 🏔️
	odoratissima <i>Little Beebalm</i> *Native & Waterwise* •Mounding with grey-green foliage. Clusters of lavender flowers.	H10-12" W12-18"	Summer Zone 4(-30°)	○ ● 🌵 🦌 🏔️
	Muehlenbeckia <i>Maidenhair Vine</i>			
	auxillaris 'Nana' •A low, creeping evergreen groundcover forms a spreading mat of wiry stems, clothed in tiny rounded leaves with a glossy green finish. Foliage turns bronze with heat or cold. Blooms are insignificant.	H1-2" W6-12"	Insignificant Zone 6(-10°)	○ ●
	spp. auxillaris <i>Variegated Wire Vine</i> •Green leaves mottled with cream and soft yellow with a pink blush on wiry stems. Ideal as a ground cover or planted in containers.	H3-6" W18-30"	Insignificant Zone 4(-30°)	○ ●
	Myosotis <i>Forget-Me-Not</i> A spring-flowering favorite, Forget-me-nots are biennial or short-lived perennials that self-seed to come back for many years.			
	sylvatica 'Victoria Blue' •Clusters of bright sky-blue flowers, each with a tiny yellow eye.	H6-12" W6-8"	Spring Zone 5(-20°)	○ ●
Sylva Series Plants form a low mound of gray-green leaves, smothered with clusters of bright flowers; each with a tiny yellow eye.				
PERENNIAL FAVORITES	'Bluesylva' •Deep blue	H6-8" W6-8"	Spring Zone 3(-40°)	○ ● ● ✂️ 🦌 🌵
	'Rosylva' •Medium pink	H6-8" W6-8"	Spring Zone 3(-40°)	○ ● ● ✂️ 🦌 🌵
	'Snowsylva' •Snow white	H6-8" W6-8"	Spring Zone 3(-40°)	○ ● ● ✂️ 🦌 🌵
	Nepeta <i>Catmint</i> A rugged, easy-to-grow garden perennial that thrives in harsh landscapes. Plants are hardy and long-lived, prefer average, well-drained soil and can be planted in full sun to part shade. To promote continued blooms, shear flower spikes after initial flowering.			
	faassenii 'Junior Walker' •This compact Nepeta retains the non-reseeding quality of its popular parent, 'Walker's Low', at one-third the size. Blue-green foliage contrasts nicely with lavender-blue flowers.	H18-24" W24-30"	Spring-Fall Zone 4(-30°)	○ 🌵 🦌
	faassenii 'Kitten Around' •Compact and petite, this plant forms a tight, round mound of aromatic foliage. Bright, rosy-purple calyces hold periwinkle-blue flowers.	H12-14" W20-22"	Spring-Fall	○ ● ✂️ 🦌 🌵
	faassenii 'Purrsian Blue' •Periwinkle-blue	H12-18" W18-30"	Spring-Fall Zone 3(-40°)	○ 🌵 🦌
	faassenii 'Six Hills Giant' •Among the hardiest, most tolerant of damp conditions, as well as the longest flowering. Produces violet-blue flowers.	H24-36" W14-18"	Spring-Fall Zone 3(-40°)	○ 🌵 🦌
	'Psfike' <i>Little Trudy</i> •A distinctively short, compact, plant with a long season of bloom. A profusion of lavender-purple flower spikes are produced.	H6-12" W12-18"	Spring-Fall Zone 4(-30°)	○ 🌵 🦌
	racemosa 'Walker's Low' •Large, lavender-blue flowers. Keep trimmed to produce flowering all season.	H18-24" W18-24"	Spring-Fall Zone 3(-40°)	○ 🌵 🦌

LEGEND: 🦌=Pollinator • ✂️=Cut Flower • 🌵=Drought Resistant • 🦌=Deer Resistant
🏔️=Native/Waterwise • ○=Full Sun • ●=Part Sun • ●=Full Shade • H=Height • W=Width

Oenothera Evening Primrose Open cup-shaped flowers on sprawling stems. Very tolerant of hot sites and any soil. Opens late in the day and closes before morning.

berlandiera 'Siskiyou Pink' •Delicate, light-pink flowers. Great groundcover for dry slopes and other low-maintenance areas. Blooms in daytime. Can be invasive.	H8-12" W18-24"	Summer Zone 3(-40°)	○ ◐ ☿
berlandiera 'Twilight' •Fragrant lavender-pink flowers with yellow eyes bloom profusely on green foliage that is overlaid with bronze.	H8-10" W12-18"	Summer Zone 5(-20°)	○ ☿ ☼
caespitosa Tufted Evening Primrose *Native & Waterwise* •White to pink, tufted blooms open in late afternoon to evening. Narrow-toothed grey-green leaves.	H6-12" W6-12"	Summer Zone 4(-30°)	○ ☿ ▲
fremontii 'Shimmer' *New* •The flowers on this plant are 3" diameter, paper-thin, lemon-yellow with burgundy stems. Nocturnally fragrant.	H6-10" W10-15"	Summer Zone 4(-30°)	○ ▲
kunthiana 'Glowing Magenta' •Deep magenta-pink with glossy green leaves. Dwarf variety.	H6-12" W10-12"	Summer Zone 5(-20°)	○ ✂
missouriensis Ozark Sundrops •This plant has large 3" wide deep yellow blooms with glossy dark green foliage and is mildly fragrant.	H8-12" W16-20"	Summer Zone 3(-40°)	○ ☿ ☼
versicolor 'Sunset Boulevard' •The blooms create a two tone effect with bright orange-red coloring when open aging to a vivid red over a rich green foliage.	H18-24" W16-18"	Summer Zone 3(-40°)	○ ☿ ☼

Origanum Oregano Well-branched plants with slender arching stems of grey-green leaves.

'Kirigami' *New* •Large purple-green bracts, rose colored flowers and clear, light green foliage. Densely mounded yet slightly trailing.	H8-10" W12-14"	Summer Zone 5(-20°)	○ ☿ ☼ ☿
libanoticum 'Hopflower' *New* •Hundreds of pale green and blush colored paper-lantern like bracts dangle from arching wiry stems, each embellished with a small rose-pink flower.	H10-18" W12-18"	Summer Zone 5(-20°)	○ ☿ ☼ ☿
vulgare 'Compactum' •Produces loose sprays of tiny pale pink flowers.	H6-10" W8-12"	Summer Zone 5(-20°)	○ ☿ ☿ ☼

Othonna Little Pickles

capensis 'Little Pickles' •Succulent pickle-shaped leaves. Yellow flowers bloom for a long period. Good for a rock garden.	H4-8" W8-12"	Summer Zone 5(-20°)	○ ☿
--	-----------------	------------------------	-----

Paeonia Peony Hardy perennial, 100 year old peonies are not uncommon. The glossy dark green foliage is often tinted bronze on new growth and takes on reddish tones in the fall.

Pink Flowering

lactiflora 'Bowl of Beauty' •Japanese variety has an anemone form. Fuchsia pink petals create a bowl around the ivory white centers. Fragrant.	H26-30 W24-36	Late Spring Zone 3(-40°)	○ ◐ ☿ ✂ ☼
lactiflora 'Dr. Alexander Fleming' •Big, double, fragrant blooms of hot pink.	H28-36" W18-20"	Late Spring Zone 3(-40°)	○ ◐ ☿ ✂ ☼
lactiflora 'Gay Paree' •Deep pink with a light pink center; single flower.	H30-36" W24-36"	Late Spring Zone 3(-40°)	○ ◐ ☿ ✂ ☼
lactiflora 'Monsieur Jules Eli' •Bubblgum pink with a double flower.	H30-40" W24-30"	Late Spring Zone 3(-40°)	○ ◐ ☿ ✂ ☼
lactiflora 'Sarah Bernhardt' •Pink with a double flower.	H30-40" W30-36"	Late Spring Zone 3(-40°)	○ ◐ ☿ ✂ ☼

PERENNIALS



PERENNIAL
FAVORITES

Peony Red Flowering

lactiflora 'Benjamin Franklin' •Red with yellow stamens and a double flower.	H24-36" W30-36"	Late Spring Zone 3(-40°)	○ ● ✂ 🦌
lactiflora 'Felix Crousse' •Carmine red with a double flower.	H28-36" W24-36"	Late Spring Zone 3(-40°)	○ ● ✂ 🦌
lactiflora 'Kansas' •Large, fully double, fuchsia-pink flowers bloom on exceptionally strong dark green stems.	H32-36" W20-24"	Late Spring Zone 3(-40°)	○ ● ✂ 🦌
lactiflora 'Karl Rosenfield' •Purple-red with a double flower.	H28-36" W24-36"	Late Spring Zone 3(-40°)	○ ● ✂ 🦌

White Flowering

lactiflora 'Duchesse de Nemours' •White with a double flower.	H18-24" W24-36"	Late Spring Zone 3(-40°)	○ ● ✂ 🦌
lactiflora 'Shirley Temple' •Blush white with a double flower.	H30-32" W24-36"	Late Spring Zone 3(-40°)	○ ● ✂ 🦌

Papaver *Alpine Poppy* Showy, crinkly, crepe-like, silky petals grow on long, hairy stems. Blooms are frost tolerant.

alpinum 'Alpine' *New* •Small, compact, short lived perennial that reseeds freely. It forms a rosette and has blue-green, almost hairless, stems and foliage.	H8-15" W6-12"	Spring Zone 3(-40°)	○ ● ✂
---	------------------	------------------------	-------

Papaver *Iceland Poppy* Short-lived perennial that usually self-seed and come back year after year. Plants form a low tuft of light green leaves, bearing large, satiny, lightly fragrant flowers on hairy stems.















nudicaule 'Wonderland Mix' *New* •A lovely dwarf variety that showcases a mix of yellow, white, red, melon, and crimson blooms on short stems.	H10-15" W8-12"	Spring Zone 3(-40°)	○ ● ✂
nudicaule 'Champagne Bubbles Mix' •Plants form a low tuft of light green leaves, bearing large orange, yellow, white, and red satiny flowers for weeks on end.	H12-18" W14-18"	Spring Zone 3(-40°)	○ ● ✂

Spring Fever Series (nudicaule) Deeply cut, medium green, hairy foliage forms a basal mound in early spring. In April, flower spikes rise above the foliage bearing a fat bud that opens to 2-3" diameter. One of the largest blooming Iceland Poppies on the market.
































'Orange' •Bright orange flowers with striking yellow stamens in the centers.	H10-12" W8-10"	Spring Zone 3(-40°)	○ ● ✂
'Mix' •Bright orange, red, white, and yellow flowers with striking yellow stamens in the centers.	H10-12" W8-10"	Spring Zone 3(-40°)	○ ● ✂
'Red' •Large, brilliant red flowers with yellow stamens are displayed on compact stems.	H10-12" W8-10"	Spring Zone 3(-40°)	○ ● ✂
'White' •Large, pure white flowers with yellow centers.	H10-12" W8-10"	Spring Zone 3(-40°)	○ ● ✂
'Yellow' •Large, bright yellow flowers are displayed on compact stems.	H10-12" W8-10"	Spring Zone 3(-40°)	○ ● ✂

PERENNIAL
FAVORITES

Papaver *Oriental Poppy* Oriental poppies are large with hairy basal coarse leaves with upward facing flowers 4-6" across on tall, upright stems.

orientale 'Allegro' •Scarlet-orange blooms, with a black center and a compact habit.	H14-24" W12-18"	Late Spring Zone 3(-40°)	 
orientale 'Beauty of Livermore' •Deep blood red, ruffled blooms with a black, cone-like center.	H30-36" W18-24"	Late Spring Zone 3(-40°)	 
orientale 'Brilliant' •Wildfire red blooms are borne on wiry stems.	H30-36" W18-24"	Late Spring Zone 3(-40°)	 
orientale 'Crimson Red' *New* •Crimson-red crepe paper like flowers atop strong stems.	H24-30" W24-30"	Late Spring Zone 3(-40°)	 
orientale 'Prince of Orange' •Huge blossoms of tangerine grow on wiry stems.	H24-36" W18-24"	Late Spring Zone 3(-40°)	 
orientale 'Princess Victoria Louise' •Large, paper-thin, salmon-pink petals form a bowl around the dark ornamental centers.	H26-32" W18-24"	Late Spring Zone 3(-40°)	 
orientale 'Royal Wedding' •This is a taller selection featuring large, white blossoms with a maroon-black eye.	H32-36" W18-24"	Late Spring Zone 3(-40°)	 

Penstemon *Beardtongue* A large and diverse group of plants. Their showy, tubular flowers are usually held above the foliage in upright spikes. Utah is known as the Penstemon capital of the world with over 80 native varieties.

angustifolia <i>Broadbeard</i> *Native & Waterwise* •Slender stems with numerous intense-blue, tubular flowers in clusters. Leaves are blue-green.	H12-24" W12-24"	Early Spring-Summer Zone 4(-30°)	  
angustifolia <i>Narrow Leaf</i> *Native & Waterwise* •A small species which makes a cushion with very narrow leaves and several stalks with pale blue flowers. Works well in rich, well-drained soil. An excellent plant for the rock garden.	H8-24" W6-12"	Late Spring-Early Summer Zone 2(-50°)	  
barbatus 'Elfin Pink' •Bright pink, long, trumpet-shaped flowers.	H12-18" W12-18"	Summer Zone 3(-40°)	   
barbatus 'Rondo Mix' •Sparkling jewel tones on 2' stalks in shades of deep lavender, intense pinks, and even some royal purples and blues.	H16-20" W12-18"	Summer Zone 3(-40°)	  
cardinalis <i>Cardinal</i> *Native & Waterwise* •This New Mexico/Texas native offers the garden spikes of dangling, rich red flowers with dark green foliage.	H12-36" W12-36"	Early Spring-Summer Zone 4(-30°)	   
cyananthus <i>Wasatch</i> *Native & Waterwise* •Very showy, electric blue flowers. Glossy, dark green leaves.	H12-18" W10-24"	Early Spring-Summer Zone 4(-30°)	   
cyaneus <i>Blue Beardtongue</i> *Native & Waterwise* •The flowers are blue, sometimes with a pinkish tinge. Foliage is a dark green with red-green stems.	H18-24" W12-16"	Early Spring-Summer Zone 4(-30°)	   
'Dark Towers' •The glossy, bronze-red foliage is topped with masses of pink flowers in July and August. Tolerates high heat and humidity. This plant has darker foliage than Husker Red and retains the darkness.	H30-36" W24-30"	Summer Zone 3(-40°)	  
davidsonii 'Davidson's' *New* •Huge lavender-pink flowers bloom over its dark green evergreen foliage.	H8-10" W12-15"	Early Spring-Summer Zone 5(-20°)	  
deustus 'Hot Rock' *New* •Creamy white flowers with dark pink veins.	H12-18" W12-18"	Early Summer Zone 5(-20°)	



Penstemon *Beardtongue* Continued

digitalis 'Husker Red' •Striking, maroon-red foliage with a dark green underlay. White flowers with a tinge of light pink are borne on strong, upright stems.	H30-36" W18-24"	Early Summer Zone 3(-40°)	
digitalis 'Prairie Twilight' •The lavender-pink flowers have white tips and throats, heavy bloomer on burgundy colored stems with green stem leaves, upright habit. The upper leaves turn bronze-red in fall.	H20-24" W24-30"	Early Summer Zone 3(-40°)	
eatonii Firecracker *Native & Waterwise* •Striking, fire engine red, flowers are contrasted by dark green leaves. Very adaptable as long as the soil is well drained.	H18-24" W14-16"	Early Spring-Summer Zone 4(-30°)	
glaber 'Sawsepal' *Native & Waterwise* •Large, leathery, bright green leaves. The purple flowers have pink throats. Suitable for xeriscape.	H12-24" W6-8"	Late Spring-Summer Zone 3(-40°)	
heterophyllus 'Electric Blue' *Native & Waterwise* •Flowers are an intense blue with an interesting purple blush at the stems. Glossy green foliage.	H12-18" W10-14"	Early Spring-Summer Zone 4(-30°)	
hirsutus Hairy *Native & Waterwise* •A woolly, dark-green stemmed plant with open stalked clusters of trumpet-shaped lavender flowers with white tips.	H16-24" W14-18"	Early Spring-Summer Zone 4(-30°)	
hybrid mexicali 'Carolyn's Hope' •Forms a bushy clump of narrow green leaves, with short spikes of pink with white throated trumpet flowers.	H12-18" W12-18"	Summer Zone 5(-20°)	
hybrid mexicali 'Pike's Peak Purple' •Forms a bushy clump of narrow green leaves, with short spikes of purple trumpet flowers.	H12-18" W8-16"	Summer Zone 4(-30°)	
hybrid mexicali 'Psmyers' Shadow Mountain •Forms a bushy clump of narrow green leaves, with short spikes of lavender trumpet flowers.	H18-24" W14-18"	Summer Zone 4(-30°)	
hybrid mexicali 'Red Rocks' •Forms a bushy clump of narrow green leaves, with short spikes of red trumpet flowers.	H14-18" W8-16"	Summer Zone 4(-30°)	
hybrid mexicali 'Windwalker Garnet' •Forms a bushy clump of narrow green leaves, with short spikes of ruby red with striped throat trumpet flowers.	H18-24" W12-18"	Summer Zone 5(-20°)	
kingii 'King's' *Native & Waterwise* •Blooms blue-purple with silver-grey foliage.	H10-12" W8-12"	Late Spring Zone 2(-50°)	
linariodes coloradoensis Silverton Bluemat *Native & Waterwise* •Silvery, evergreen leaves that persist even through the winter months. Flowers are a lavender-blue and close to the foliage. Plant Select	H8-12" W10-16"	Early Spring-Summer Zone 4(-30°)	
mensarum 'Grand Mesa' *Native & Waterwise* •Dark green basal foliage bears the most brilliant dark blue flowers of the cultivated penstemons. Excellent performer in mountain regions. Tolerates considerable shade and thrives with moderate watering.	H24-36" W12-18"	Early Spring-Summer Zone 4(-30°)	
nitidus Waxleaf Beardtongue *Native & Waterwise* •Semi-dwarf plant opens largish flowers of the most intense sky-blue from crimson calyces. Native to the foothills of the Rockies and adapted to sunny, dry conditions, the leaves are an attractive blue-grey.	H6-12" W3-6"	Late Spring Zone 3(-40°)	
palmeri Palmer *Native & Waterwise* •Blue-green foliage that bares a fragrant pink flower on tall stalks.	H48-60" W12-36"	Early Spring-Summer Zone 4(-30°)	
parryi Parry's Penstemon •Bright pink flowers with narrow, bluish foliage.	H24-36" W12-24"	Spring-Summer Zone 7(10-0°)	
payettensis Payette *Native & Waterwise* •Bright, purple-blue flowers bloom in small clusters along the upper stem. Lower foliage is clumped and dark green.	H18-24" W12-16"	Early Spring-Summer Zone 4(-30°)	



pinifolius 'Mersea's Yellow' Pine Leaf *Native & Waterwise* •The evergreen, needle-like foliage grow on short, shrubby, compact plants. The yellow trumpet shaped blooms are 3/4" long and bloom most of the summer.	H10-12" W10-16"	Early Spring-Summer Zone 4(-30°)	
pinifolius Pine Leaf *Native & Waterwise* •This long lived perennial produces green needle-like foliage. As the plant matures the stems become woody and look a bit like a miniature conifer. The red trumpet shaped blooms are 3/4" long and bloom for most of the summer.	H12-18" W12-18"	Early Spring-Summer Zone 4(-30°)	
procerus Littleflower *Native & Waterwise* •The bright, bluish-purple flowers are arranged in one to several crowded clusters with green foliage.	H12-18" W12-16"	Early Spring-Summer Zone 4(-30°)	
pseudospectabilis Coconino County *Native & Waterwise* •Showy, hot pink, 2" flowers are contrasted by triangular, blue-green foliage.	H36-60" W12-18"	Early Spring-Summer Zone 4(-30°)	
rostriflorus Bridges Beardtongue *Native & Waterwise* •Scarlet, nodding flowers at the end of slender, dark green stems, with narrow green leaves. Plant Select	H24-36" W14-18"	Early Spring-Summer Zone 4(-30°)	
secundiflorus 'Orchid' *New* •Lavender blossoms only grow on one side.	H18-24" W15-18"	Early Spring-Summer Zone 4(-30°)	
strictus Rocky Mountain Beardtongue *Native & Waterwise* •Purple-blue flowers with a mat of shiny, evergreen leaves. One of the most commonly planted penstemons in the landscape.	H24-30" W24-36"	Early Spring-Summer Zone 4(-30°)	
venustus Venus Beardtongue *Native & Waterwise* •The leaves are dark green and finely serrated or toothed. The blooms are light violet to violet-purple.	H12-24" W12-16"	Early Spring-Summer Zone 4(-30°)	
virens 'Blue Mist' *Native & Waterwise* •Dainty spikes of blue, lavender-throated flowers are held over evergreen rosettes of dark green foliage.	H6-8" W8-10"	Early Spring-Summer Zone 4(-30°)	
whippleanus Whipple's Beardtongue *Native & Waterwise* •Foliage is bright green and a thinner texture than most penstemons. Flowers are a dark purple on tall stems and very showy.	H18-24" W6-12"	Early Spring-Summer Zone 4(-30°)	
wilcoxii Wilcox *New* •Attractive, dark mauve-purple blooms.	H15-18" W15-18"	Early Spring-Summer Zone 4(-30°)	
Pristine Series (barbatus var. praecox) Improved Riding Hood Series. Features large tubular flowers on strong upright stems, self branching. Produces masses of flowers.			
'Lila Purple' •Deep purple	H10-12" W10-12"	Late Spring-Early Summer Zone 5(-20°)	
'Blue' •Dark blue	H10-12" W10-12"	Early Summer Zone 5(-20°)	
'Deep Rose' •Dark magenta pink	H10-12" W10-12"	Late Spring-Early Summer Zone 5(-20°)	
'Pink' •Pink	H10-12" W10-12"	Late Spring-Early Summer Zone 5(-20°)	
'Scarlet' •Bright scarlet red	H10-12" W10-12"	Late Spring-Early Summer Zone 5(-20°)	

PERENNIALS



PERENNIAL
FAVORITES

Perovskia Russian Sage Not really a sage at all but has a very sage-like scent and color. Forms an upright bush of fine-textured grey-green leaves that are fragrant.

atriplicifolia Russian Sage •Spikes of rich, violet-blue flowers.	H36-48" W24-36"	Late Summer-Fall Zone 5(-20°)	○ ☼ ☪ ☼
atriplicifolia 'Blue Jean Baby' •Plant forms a bushy, upright clump of greyish leaves that are lacy, fragrant and produce spikes of rich, violet-blue flowers.	H28-34" W32-36"	Late Summer-Fall Zone 4(-30°)	○ ☼ ☪ ☼
atriplicifolia 'Blue Steel' •Rich, lavender-blue spikes.	H18-36" W14-27"	Late Summer-Fall Zone 5(-20°)	○ ☼ ☪ ☼
atriplicifolia 'Crazy Blue' •Violet-blue flowers grow on a compact plant.	H16-20" W14-18"	Late Summer-Fall Zone 5(-20°)	○ ☼ ☪ ☼
atriplicifolia 'Lacey Blue' •Lavender-blue flowers.	H18-24" W18-24"	Late Summer-Fall Zone 5(-20°)	○ ☼ ☪ ☼
atriplicifolia 'Rocketman' •Rich, lavender-blue flowers have a vase-shaped, upright habit.	H30-36" W30-42"	Late Summer-Fall Zone 5(-20°)	○ ☼ ☪ ☼
'Little Lace' •Tidy, compact, and textured foliage. Light purple blooms..	H12-14" W12-14"	Late Summer-Fall Zone 5(-20°)	○ ☼ ☪ ☼
'Little Spire' •Short, upright habit with small, narrow, grey-green leaves that compliment the long lived lavender-blue flowers.	H18-24" W24-30"	Late Summer-Fall Zone 5(-20°)	○ ☼ ☪ ☼

Phacelia Purple Fringe

sericea Alpine Purple Fringe *Native & Waterwise* •Flowers are deep purple and have five round petals which are fused at the base. It is the stamens, which are also purple and have bright yellow tips, that extend outwards and give the flower its fuzzy appearance.	H12-18" W18-24"	Summer Zone 3(-40°)	○ ☼ ☪ ☼
---	--------------------	------------------------	------------

Philadelphus Mock Orange

microphyllus Littleleaf Mock Orange *Native & Waterwise* •Fine-textured green foliage with cascading habit. Fragrant, citrus scented flowers are white. Woody sub-shrub.	H48-72" W30-36"	Late Spring Zone 4(-30°)	○ ☼ ☪ ☼
--	--------------------	-----------------------------	------------

Phlox These plants range in form from low creeping alpines to tall border plants. All are selections or hybrids of native North American wildflowers.

'Amethyst Pearl' Garden Phlox •Features bold, fragrant, conical, violet, star-shaped flowers with pink overtones and a white flare at the ends of the stems. Flowers will rebloom after deadheading.	H16-20" W16-20"	Summer Zone 3(-40°)	○ ☼ ☼
paniculata 'Cherry Cream' *New* •Large creamy white flowers with dark rose eyes.	H22-26" W20-24"	Summer Zone 4(-30°)	○ ☼ ✂
paniculata 'Goldmine Improved' Garden Phlox •This midsize selection has large clusters of fragrant, magenta-purple flowers that are stunning against the variegated, yellow-edged green leaves. Remove faded flowers to encourage reblooming.	H26-30" W22-30"	Summer Zone 3(-40°)	○ ☼ ☼
paniculata 'Red Riding Hood' Garden Phlox *New* •Cherry red; fragrant.	H18-24" W12-18"	Summer Zone 4(-30°)	○ ☼ ✂



Ka-Pow Series (paniculata) Garden Phlox Excellent uniform branching with a compact habit. Mildew resistant and longer than normal bloom time compared with other paniculatas.

'Lavender' *New* •Medium rosy-lavender	H16-18" W14-16"	Summer Zone 4(-30°)	○ ♀ ☼
'Pink' *New* •Dark rosy pink	H16-18" W14-16"	Summer Zone 4(-30°)	○ ♀ ☼
'Purple' *New* •Purpleish pink	H16-18" W14-16"	Summer Zone 4(-30°)	○ ♀ ☼
'White Bicolor' *New* •White with a dark rosy eye.	H16-18" W14-16"	Summer Zone 4(-30°)	○ ♀ ☼

Creeping Phlox These plants are short, semi-evergreen ground covers. They become semi-woody with age. They have a prostrate mat growth habit. The flowers cover the entire plant.

subulata 'Amazing Grace' •White with a dark pink center.	H4-6" W12-18"	Early Spring Zone 4(-30°)	○ ◐ ♀
subulata 'Candy Stripe' •Pink with white stripes.	H4-6" W12-18"	Early Spring Zone 4(-30°)	○ ◐ ♀
subulata 'Crimson Beauty' •Bright, rosy-red flowers; medium-fast growth rate.	H4-6" W12-18"	Early Spring Zone 4(-30°)	○ ◐ ♀
subulata 'Drummon's Pink' •Deep green foliage with a tighter form and larger flowers. Produces dark pink flowers that are lightly fragrant.	H4-6" W12-18"	Early Spring Zone 4(-30°)	○ ◐ ♀
subulata 'Emerald Blue' •Delicate, lavender-blue flowers with dark-green, glossy foliage.	H4-6" W12-18"	Early Spring Zone 4(-30°)	○ ◐ ♀
subulata 'Emerald Cushion Blue' •Masses of pale, lavender-blue flowers with a blue eye.	H4-6" W12-18"	Early Spring Zone 4(-30°)	○ ◐ ♀
subulata 'Emerald Pink' •Compact, long flowering plant of pink flowers with a hot pink eye and dark-green, glossy foliage.	H4-6" W12-18"	Early Spring Zone 4(-30°)	○ ◐ ♀
subulata 'Fort Hill' •Slightly fragrant, deep pink petals with a dark eye.	H4-6" W12-18"	Early Spring Zone 4(-30°)	○ ◐ ♀
subulata 'Millstream Daphne' •Forms a tight, compact mound completely covered in hot pink flowers with a darker pink eye.	H4-6" W12-18"	Early Spring Zone 4(-30°)	○ ◐ ♀
subulata 'Purple Beauty' •Forms a tight, compact mound completely covered in light purple flowers.	H4-6" W12-18"	Early Spring Zone 4(-30°)	○ ◐ ♀
subulata 'Red Wing' •Deep crimson flowers have dark centers.	H4-6" W12-18"	Early Spring Zone 4(-30°)	○ ◐ ♀
subulata 'Ronsdorfer Beauty' •Soft rose with a dark center.	H4-6" W12-18"	Early Spring Zone 4(-30°)	○ ◐ ♀
subulata 'Scarlet Flame' •Vibrant red.	H4-6" W12-18"	Early Spring Zone 4(-30°)	○ ◐ ♀
subulata 'Snowflake' •Compact, short, tight, rounded cushion of pure white flowers.	H4-6" W12-18"	Early Spring Zone 4(-30°)	○ ◐ ♀
'Violet Pinwheels' •Violet-purple.	H4-6" W24-36"	Early Spring Zone 4(-30°)	○ ◐ ♀

Physocarpus Mallow Ninebark Vase-shaped, deciduous shrub with exfoliating bark and foliage.

malvaceous 'Mallow Ninebark' *New* •Clustered white blooms with yellow centers. Fall foliage ranges from intense red to subtle rose-brown.	H36-54" W24-36"	Summer Zone 4(-30°)	○ ◐ ♀
--	--------------------	------------------------	-------

PERENNIALS



PERENNIAL
FAVORITES

Physostegia Obedient Plant Plants have tall wand-like spikes of flowers that can be positioned the way an arranger likes and they'll hold that shape, hence the name 'Obedient Plant'. Leaves and flowers grow on distinctly square stems.

virginiana 'Autumn Carnival' •Tall spikes of rich pink, tubular blooms on sturdy square stems with light green foliage.	H24-36" W12-18"	Summer Zone 5(-20°)	○ ● ☀ ✂️ 🦌 🌵
virginiana 'Crystal Peak White' •Dwarf variety that has a dense, well-branched habit. It has large, dense flower heads of white that do not fade or brown as they age.	H16-18" W12-24"	Late Summer-Fall Zone 2(-50°)	○ ● ☀ ☀️ ✂️ 🦌
virginiana 'Miss Manners' •The stiff, square stems end in dense spikes of pure white, snapdragon-like flowers. Clump forming and doesn't spread throughout the garden.	H20-24" W18-24"	Late Summer-Fall Zone 4(-30°)	○ ● ☀ ☀️ ✂️ 🦌
virginiana 'Vivid' •Compact, erect, clump-forming habit with dense spikes of rich pink, tubular, two-lipped, snapdragon-like flowers. Blooms from bottom to top on each spike.	H24-36" W12-24"	Summer Zone 3(-40°)	○ ● ☀ ☀️ ✂️ 🦌

Platycodon Balloon Flower Interesting balloon-like buds which burst into star-shaped flowers.

Astra Series (grandiflora) These plants have a compact, uniform habit, exceptional branching with thick flower petals. The dwarf plants have flowers that measure 1 1/2 to 2 1/2" across.

'Blue' •Thick flower petals make for long-lasting periwinkle blue blossoms.	H8-10" W8-16"	Summer Zone 4(-30°)	○ ● ☀
'Pink' •Soft pink blooms. Will re-bloom if deadheaded.	H8-10" W8-16"	Summer Zone 4(-30°)	○ ● ☀
'Semi-Double Blue' •Semi-double dark blue	H8-10" W8-16"	Summer Zone 4(-30°)	○ ● ☀
'Semi-Double Lavender' •Semi-double lavender	H8-10" W8-16"	Summer Zone 4(-30°)	○ ● ☀
'Semi-Double Pink' •Semi-double pink	H8-10" W8-16"	Summer Zone 4(-30°)	○ ● ☀
'Semi-Double White' •Semi-double white	H8-10" W8-16"	Summer Zone 4(-30°)	○ ● ☀
'White' •Pure white blooms	H8-10" W8-16"	Summer Zone 4(-30°)	○ ● ☀

















Polemonium Jacob's Ladder Distinctive divided leaves consisting of delicate leaflets are displayed as a ladder effect on either side of the stems.

boreale 'Heavenly Habit' •Forms a neat compact clump of glossy, fern-like green foliage topped with fragrant blue blossoms with a yellow halo and white eye.	H10-12" W12-18"	Summer Zone 4(-30°)	○ ● ☀ ☀️ ✂️ 🦌
caeruleum 'Brize d'Anjou' •Violet-blue with green and white variegated foliage.	H16-24" W8-18"	Summer Zone 4(-30°)	○ ● ☀ ☀️ ✂️ 🦌
reptans 'Stairway to Heaven' •Light blue with green and white variegated foliage.	H12-24" W8-18"	Summer Zone 4(-30°)	○ ● ☀ ☀️ ✂️ 🦌
reptans 'Touch of Class' •Dark pink buds with pale blue flowers.	H10-14" W12-16"	Summer Zone 4(-30°)	○ ● ☀ ☀️ ✂️ 🦌
yezoense 'Polbress' Bressingham Purple •Forms a lush mound of deep green, ferny foliage which takes on dark purple tones in the spring and fall. Rich, deep blue flowers bloom on burgundy stems.	H24-30" W10-12"	Summer Zone 3(-40°)	○ ● ☀ ☀️ ✂️ 🦌

Polygonatum Solomon's Seal

multiflorum 'Variegatum' •Graceful, unbranched stems neatly arranged with alternate, oval leaves on one side and clusters of small, pendulous, tubular white flowers on the other. Variegated leaves.	H18-24" W18-24"	Spring Zone 3(-40°)	● ● ☀ ☀️ 🌵
---	--------------------	------------------------	---------------

Potentilla *Cinquefoil* Flowers develop on new growth, cut back each year for more blooms. Wild rose-shaped flowers. Strawberry-like foliage.





anserina 'Silverweed' *Native & Waterwise* •Small, yellow, five-petal flowers appear on top of silver-green foliage. Underneath the leaves you will find long white hairs.	H2-8" W12-35"	Mid Summer Zone 4(-30°)	 
'Arc-en-Ciel' •Orange-red with a double flower.	H12-18" W10-12"	Early Summer Zone 4(-30°)	 
'Esta Ann' •Beautiful yellow flowers with red centers. Will trail over the edge of a wall. Deadhead frequently to prolong flowering.	H12-18" W12-36"	Early Summer Zone 4(-30°)	 
fruticosa 'Gibson's Scarlet' •This clumping, bushy perennial bears clusters of single, extremely vibrant red flowers all summer.	H12-36" W12-36"	Early Summer Zone 5(-20°)	 
nepalensis 'Ron McBeath' •Pink with a crimson center.	H10-12" W12-24"	Early Summer Zone 3(-40°)	 
nuemanniana 'Nana' Clump Cinquefoil •Single yellow buttercup flowers with small evergreen leaves.	H2-6" W8-18"	Early Summer Zone 4(-30°)	 
tonguei 'Staghorn Cinquefoil' •Apricot with a deep red center.	H12-16" W12-16"	Early Summer Zone 4(-30°)	 
'Twinkling Star' •Extra-large coral to red flowers.	H24-36" W24-36"	Spring-Fall Zone 4(-30°)	 

Primula *Primrose* Plant in moist, well drained soils. Great for shaded borders. Fully double, fragrant flowers in rich colors bloom profusely throughout the season.

Belarina Series

'Amethyst Ice' *Native & Waterwise* •Violet with a white edge.	H8-12" W8-12"	Spring-Fall Zone 4(-30°)	 
'Blue Champion' *New* •Bright ruffled blue.	H8-12" 12-14"	Spring-Fall Zone 4(-30°)	 
'Buttercup' •Rich buttery yellow.	H8-12" W8-12"	Spring-Fall Zone 4(-30°)	 
'Cobalt Blue' •Deep cobalt blue.	H8-12" W8-12"	Spring-Fall Zone 4(-30°)	 
'Cream' •Creamy white.	H8-12" W8-12"	Spring-Fall Zone 4(-30°)	 
'Lively Lilac' *New* •Lilac with a white edge.	H8-12" 12-14"	Spring-Fall Zone 4(-30°)	 
'Pink Ice' •Blush-pink	H8-12" W8-12"	Spring-Fall Zone 4(-30°)	 
'Nectarine' •Orange, yellow, and magenta tones.	H8-12" W8-12"	Spring-Fall Zone 4(-30°)	 
'Valentine' •Intense red.	H8-12" W8-12"	Spring-Fall Zone 4(-30°)	 

Prunella *Self Heal* Short, upright plant with medium green foliage and snapdragon-like flowers.

grandiflora 'Bella Blue' •Dark blue flowers appear on a dense, mounding mat.	H6-8" W8-10"	Early Summer Zone 5(-20°)	 
vulgaris v. lanceolata <i>Heal All</i> •A perennial herb and groundcover with stems often square and crimson tinged. Purple hooded flowers with white centers appear in early summer. Used as a medicinal herb to treat sores, burns, bruises and other wounds. Perennial Favorites Exclusive Selection.	H2-6" W12-18"	Early Summer Zone 4(-30°)	 

PERENNIALS



PERENNIAL
FAVORITES

Pterocephalus

depressus *Moroccan Pincushion Flower*

•A mat of attractive grey-green, crinkled leaves and blooms large, mauve-pink flowers followed by furry, silver-pink seed heads.

H1-2"
W14-18"

Late Spring
Zone 5(-20°)



Pulmonaria *Lungwort* A fine mildew resistant plant with a super strong upright habit. Heat and humidity tolerant. Leaves give rise to profuse clusters of flowers.

'E.B. Anderson'

•The mounds of long, 10-12", narrow, dark green leaves are mottled with silver spots and produce intense violet-blue flower clusters.

H8-12"
W14-18"

Spring
Zone 4(-30°)



'High Contrast'

•Dark green variegated leaves with ruffled margins and spotted with silver. Blooms emerge pink and mature to blue, with pink and blue flowers often displayed at the same time.

H8-12"
W16-20"

Spring
Zone 4(-30°)



'Mrs. Moon'

•The leaves are pointed and hairy and splattered with silvery blotches. Clusters of silky pink flowers appear then fade to a soft blue.

H10-12"
18-24"

Spring
Zone 4(-30°)



'Opal'

•Clusters of pale, opal-blue bells, that age to white, over a lush mound of silver-spotted green.

H12-14"
W12-18"

Spring
Zone 4(-30°)



Pulmonaria *Lungwort* Continued

'Raspberry Splash'

•Raspberry blooms with silver spotting on dark green, fuzzy foliage.

H8-12"
W18-24"

Spring
Zone 4(-30°)



'Redstart'

•One of the first lungworts to flower in early spring with coral-red blooms above lush, apple-green foliage.

H8-12"
W12-24"

Early Spring
Zone 4(-30°)



'Shrimps on the Barbie'

•Amazing number of large, deep, shrimp-pink flowers; foliage is green with prominent white spots.

H6-18"
W18-24"

Spring
Zone 4(-30°)



'Silver Bouquet'

•Bred for mildew resistance. Heat and humidity tolerant with large coral to pink to violet flowers. It has very short stems from flower to foliage.

H8-10"
W14-22"

Spring
Zone 4(-30°)



'Trevi Fountain'

•Cobalt blue with silver spotting on dark green, fuzzy foliage.

H8-12"
W18-24"

Spring
Zone 4(-30°)



'Victorian Brooch'

•Clusters of up facing, deep magenta-pink bells. The green leaves are lightly spotted in silver.

H8-10"
W14-24"

Spring
Zone 4(-30°)



Pulsatilla *Pasque Flower* Deeply cut, hairy green leaves. Bell shaped solitary flowers appear atop thick stems before the foliage emerges. Blooms are replaced by silvery, downy seedheads which are quite showy.

vulgaris *Pasque Flower*

•Wine-purple with yellow centers.

H6-10"
W8-18"

Early Spring
Zone 4(-30°)



vulgaris 'Prima Papagena' *New*

•Mixture of creamy white, bright pink, dark red and light blue to violet. All have yellow centers.

H6-12"
W8-18"

Early Spring
Zone 4(-30°)



vulgaris 'Rubra' *New*

•Rich plum color with yellow centers.

H8-12"
W8-18"

Early Spring
Zone 4(-30°)



vulgaris 'White Bells'

•White with yellow centers.

H6-8"
W8-10"

Early Spring
Zone 4(-30°)



Purshia *Butterbrush*

mexicana *Cliffrose* *Native & Waterwise*

•White, fragrant flowers with yellow stamens and tiny, blue-green leaves.

H96-240"
W36-60"

Spring-Summer
Zone 4(-30°)



PERENNIAL
FAVORITES

Ranunculus The bowl shaped tightly packed petals are reminiscent of tissue paper flowers.

asiaticus 'Mache Mix' •Large, bright orange, scarlet and yellow blooms with dark green, refined foliage on mounded plants.	H12-18" W10-12"	Early Spring Zone 5(-20°)	○ ● ✂
asiaticus 'Sprinkles Mix' •Dwarf, double blooms of yellow, white orange and red.	H10-16" W4-6"	Early Spring Zone 8(10°)	○ ● ✂

Ratibida Mexican Hat

columnifera var. pulcherrima Red Midget *Native & Waterwise* •Blooms have reddish-bronze petals that are on a slender cone. Green airy foliage. Heavy reseeder. A Great Plains native.	H12-24" W18-24"	Summer Zone 4(-30°)	○ ● ✂ ☙ ☚ ☛
--	--------------------	------------------------	----------------

Rhus Sumac

aromatica Gro Low Fragrant Sumac *Native & Waterwise* •A low spreader with glossy green foliage and superb orange-red color. A low maintenance groundcover.	H18-24" W60-96"	Spring Zone 3(-40°)	○ ● ✂ ☙ ☚ ☛
trilobata Oakleaf Sumac *Native & Waterwise* •Attractive, glossy green leaves turning bright red in fall. Flowers are chartreuse and inconspicuous. Late summer fruit is red.	H36-48" W72-94"	Spring Zone 4(-30°)	○ ● ✂ ☙ ☚ ☛

Rudbeckia Black-eyed Susan

'Denver Daisy' •Yellow with a bronze center.	H18-28" W10-24"	Summer-Early Fall Zone 5(-20°)	○ ● ✂
fulgida 'Goldsturm' •Plants have a long season of bloom and a sturdy, upright habit. The gold daisy-like flowers have a distinct dark brown central cone.	H18-30" W18-24"	Summer-Early Fall Zone 3(-40°)	○ ● ✂ ☙ ☚ ☛
fulgida 'Little Goldstar' •Dwarf variety with similar characteristics to Goldsturm. This variety is compact, only reaching knee height. Well branched, flowering yellow.	H14-16" W14-16"	Summer-Early Fall Zone 3(-40°)	○ ● ✂ ☙ ☚ ☛
hirta 'Autumn Colors' •Shades of yellow, orange, and rust.	H18-24" W12-18"	Summer-Early Fall Zone 6(-10°)	○ ● ✂
hirta 'Cherokee Sunset' •Semi-double rust-orange, brown and yellow.	H24-30" W8-12"	Summer-Early Fall Zone 6(-10°)	○ ● ✂
hirta 'Cherry Brandy' •Cherry-red with a chocolate center.	H20-24" W8-18"	Summer-Early Fall Zone 6(-10°)	○ ● ✂
hirta 'Irish Eyes' •Lemon-yellow with an olive green center.	H24-30" W12-18"	Summer-Early Fall Zone 6(-10°)	○ ● ✂
hirta 'Maya' •This compact strain features fluffy, double flowers of golden yellow, with a kiss of green in the center.	H10-12" W14-18"	Summer-Early Fall Zone 6(-10°)	○ ● ✂
hirta 'Prairie Sun' •Yellow with an orange ring around a green center.	H24-36" W18-24"	Summer-Early Fall Zone 5(-20°)	○ ● ✂
hirta 'Ruby Ruby' *New* •Super large, double to semi-double, ruby-wine petals with dark black centers on dwarf plants.	H9-11" W10-12"	Summer-Early Fall Zone 5(-20°)	○ ● ✂
hirta 'Sonora' •Radiant gold flowers with a broad mahogany ring around dark centers. Compact bushy habit producing an abundance of flowers.	H12-14" W8-12"	Summer-Early Fall Zone 6(-10°)	○ ● ✂
maxima 'Dumbo's Ears' *New* •Basal leaves of powder blue with giant stalks rise straight up, bearing deep golden coneflowers. The central cones are 4-6" tall.	H60-84" W20-24"	Late Spring-Mid Summer Zone 4(-30°)	○ ● ✂ ☙ ☚ ☛
triloba 'Blackjack Gold' *New* •Rounded petals of yellow-gold with a black cone.	H24-36" W18-24"	Summer-Early Fall Zone 3(-40°)	○ ● ✂

PERENNIALS



PERENNIAL
FAVORITES

Rudbeckia Becky Series This compact series produces large black-eyed daisy flowers.

'Cinnamon Bicolor' *New* •Large yellow and bronze bicolor blooms.	H10-16" W12-18"	Summer-Early Fall Zone 5(-20°)	○ ♀ ✂
'Mix' *New* •Beautiful mixture of yellows and oranges that bloom in profusion on dwarf, well-branched plants.	H10-16" W12-18"	Summer-Early Fall Zone 5(-20°)	○ ♀ ✂

SmileyZ Series Fast growing with uniform growth habit.

hirta 'Happy' *New* •Dark, red-brown petals with dark orange tips around a dark cone.	H18-20" W14-18"	Summer-Fall Zone 6(-10°)	○ ♀ ✂
hirta 'Sunny' *New* •Bright yellow with dark cone.	H22-26" W12-15"	Summer-Fall Zone 6(-10°)	○ ♀ ✂

Toto Series (hirta) Large brown-eyed daisy flowers. Short-lived perennials but will self seed.

'Gold' •Golden yellow	H8-12" W8-12"	Summer-Early Fall Zone 5(-20°)	○ ♀ ✂
'Lemon' •Lemon-yellow	H8-12" W8-12"	Summer-Early Fall Zone 5(-20°)	○ ♀ ✂
'Mix' •Mixture of yellows and reds.	H8-12" W8-12"	Summer-Early Fall Zone 5(-20°)	○ ♀ ✂
'Rustic' •Golden yellow with a rusty red center.	H8-12" W8-12"	Summer-Early Fall Zone 5(-20°)	○ ♀ ✂

Sagina Moss An extremely popular groundcover plant. This forms a very low moss-like carpet that produce tiny white flowers. Excellent for filling in between the cracks of flagstone paving or in the rock garden.

subulata 'Aurea' Scotch Moss •White flowers with bright, lime-green foliage.	H2-4" W14-18"	Late Spring Zone 4(-30°)	○ ●
subulata Irish Moss •White flowers with dark green foliage.	H2-4" W14-18"	Late Spring Zone 4(-30°)	○ ●

Salvia Sage Large and diverse group of hardy and tender perennials, annuals, and herbs. Fairly drought tolerant. Bright tubular flowers form on large showy spikes. Foliage is usually aromatic.

'Amistad' *New* •Large, rich royal purple flowers.	H36-50" W36-48"	Summer-Fall Zone 5(-20°)	○ ● ♀ ☼ ♀
dorii clokeyi 'Purple Chip' *Native & Waterwise* •Dwarf, compact, multi-branching habit with attractive grey foliage. Purple-blue flowers are very showy when in full bloom. Prostrate variety of the common desert sage. <u>Sego Supreme</u>	H18-24" W24-32"	Summer Zone 4(-30°)	○ ♀ ☼ ♀
dorii hybrid Great Basin Sage *Native & Waterwise* •Rounded to spreading habit. Grey-green to silver-grey leaves. Aromatic. Whorls of small lavender blue flowers with purple bracts.	H12-24" W12-24"	Summer Zone 5(-20°)	○ ♀ ☼ ♀
greggii 'Furmann's Red' •Soft green leaves back the loose clusters of magenta-red flowers.	H18-24" W12-18"	Summer Zone 5(-20°)	○ ♀
greggii 'Ultra Violet' •Intense violet blooms grow over fine, dark green foliage.	H18-24" W24-28"	Summer Zone 5(-20°)	○ ♀
greggii 'Wild Thing' •Stunning coral-pink blooms with dark green foliage.	H16-20" W12-14"	Summer Zone 6(-10°)	○ ♀
nemerosa 'Blauhugel' Blue Hills •Light blue	H16-20" W18-24"	Summer Zone 4(-30°)	○ ♀ ☼ ♀
nemerosa 'Blue Marvel' *New* •With very large spikes of deep blue flowers, it stays compact and blooms all summer long.	H12-18" W12-18"	Summer Zone 4(-30°)	○ ♀ ☼ ♀
nemerosa 'Caradonna' •This variety has a rigidly upright habit and dark purple flower stems which accentuate the bright violet-blue flowers. Top Performer.	H18-24" W12-24"	Summer Zone 3(-40°)	○ ♀ ☼ ♀

PERENNIAL
FAVORITES

nemorosa 'Caramia' •Compact, upright habit with good branch structure flowers in its first year. Dark stems produce dark blue blooms.	H14-18" W6-10"	Summer Zone 4(-30°)	○ ☼ ☼ ☼
nemorosa 'Mainacht' May Night •Produces dense spikes of deep, violet-purple flowers. Top Performer.	H18-24" W18-24"	Summer Zone 3(-40°)	○ ☼ ☼ ☼
nemorosa 'Marcus' •A dwarf salvia with deep, rich purple color, outstanding compact habit and incredible bloom time.	H10-12" W8-12"	Summer Zone 3(-40°)	○ ☼ ☼ ☼
nemorosa 'Ostfriesland' East Friesland •Heavy flowering of vivid, violet-purple spikes over a nicely textured leaf.	H16-24" W8-18"	Summer Zone 3(-40°)	○ ☼ ☼ ☼
nemorosa 'Rose Marvel' *New* •Large spikes of deep rose flowers.	H10-12" W10-12"	Summer Zone 4(-30°)	○ ☼ ☼
nemorosa 'Sallyrosa April Night' •Blooms earlier and longer than others of its species. Dwarf variety that is strong, drought and mildew-tolerant. Dark purple blooms.	H12-14" W12-14"	Summer-Fall Zone 5(-20°)	○ ☼ ☼ ☼
nemorosa 'Schneehugel' Snow Hill •An exceptionally long bloomer with numerous spikes of bright white flowers set against grey-green foliage.	H12-18" W12-18"	Summer Zone 3(-40°)	○ ☼ ☼ ☼
pachyphylla Mojave Sage *Native & Waterwise* •Intensely aromatic evergreen foliage. Silver-green leaves set off persistent mauve bracts that surround a rose flower.	H30-36" W24-36"	Summer-Fall Zone 5(-20°)	○ ☼ ☼ ☼
Sanguisorba Burnet			
officinalis var. microcephala 'Little Angel' Burnet •Spreading, evergreen, green and white variegated foliage topped with maroon button flowers on strong, slender stems.	H8-10" W10-12"	Summer Zone 4(-30°)	○ ☼ ✂
Santolina			
virens 'Lemon Fizz' •Chartreuse mounds of fragrant foliage with bright yellow flowers. Compact rounded habit.	H12-18" W12-24"	Summer Zone 6(-10°)	○ ☼ ☼ ☼
Saponaria Soapwort Called soapwort because crushing the leaves in water forms a lather that once was used as a soap. Thick, oval, dark green leaves covered with single flowers.			
lempergii 'Max Frei' •Compact with branched, trailing stems of soft, blue-green oval leaves. Clusters of pink flowers cover the plant.	H8-16" W12-16"	Summer Zone 3(-40°)	○ ☼ ☼ ☼
ocymoides 'Soapwort' •Plant forms a nice carpet of semi-evergreen foliage and produces small sprays of pink flowers.	H4-12" W18-24"	Spring Zone 4(-30°)	○ ☼ ☼
Saxifraga Rockfoil They are evergreen and form a dense mat of rosettes. Often used in rock gardens.			
Touran Series (arendsii) This series offers a nice compact habit combined with an abundance of flowers.			
'Deep Red' •Red flowers open from tiny buds on compact, green foliage that makes a great backdrop for short flower stems.	H2-6" W6-12"	Spring Zone 5(-20°)	○ ☼ ☼
'Pink' •Forms a low evergreen cushion or mound of bright green leaves, bearing short stems of upfacing, cup-shaped bright-pink flowers.	H2-6" W6-12"	Spring Zone 5(-20°)	○ ☼ ☼
'Scarlet' •Bright green leaves bearing short stems of upfacing, cup-shaped scarlet-red flowers.	H2-6" W6-12"	Spring Zone 5(-20°)	○ ☼ ☼
'White' •Low mound of bright green leaves bearing short stems of upfacing, cup-shaped white flowers.	H2-6" W6-12"	Spring Zone 5(-20°)	○ ☼ ☼

PERENNIALS



PERENNIAL
FAVORITES

Scabiosa Pincushion Excellent border plant with soft green foliage. Flower stamens protrude, inspiring the name "Pincushion Flower". Exceptionally long blooming.

columbaria 'Blue Note' •Low mound of lacy, grey-green leaves bearing a very long display of small, button-shaped flowers in a soft lavender-blue shade.	H8-10" W8-12"	Summer Zone 5(-20°)	○ ● ✂ ✂ ✂
columbaria 'Butterfly Blue' •Lavender-blue flowers sit atop wiry stems which hover over the short mound of ferny, basal foliage.	H12-18" W12-18"	Summer Zone 5(-20°)	○ ● ✂ ✂ ✂
columbaria 'Flutter Deep Blue' •Deep blue flowers. Compact habit and shorter flower stems for a tidier look. Remove spent flowers for continual blooming.	H12-14" W10-12"	Early Summer Zone 5(-20°)	○ ✂ ✂ ✂
columbaria 'Flutter Rose Pink' •Rose-pink flowers. Compact habit and shorter flower stems for a tidier look. Remove spent flowers for continual blooming.	H12-14" W10-12"	Early Summer Zone 5(-20°)	○ ✂ ✂ ✂
columbaria 'Flutter Vivid Violet' •Large vivid violet flowers bloom on wiry stems with low, mounding, mildew-resistant foliage.	H12-18" W12-18"	Summer Zone 5(-20°)	○ ● ✂ ✂ ✂
columbaria 'Pink Mist' •Pink flowers with a hint of lavender are borne atop wiry stems over a long period beginning in early summer. They hover over the short mound of ferny basal foliage. This is a reliable, long-blooming selection.	H12-18" W12-18"	Summer Zone 5(-20°)	○ ● ✂ ✂ ✂
japonica 'Ritz Rose' •Delicate rosy pink pincushion flowers bloom over glossy green leaves.	H6-8" W6-8"	Summer Zone 5(-20°)	○ ● ✂ ✂ ✂

Scrophularia

macrantha Red Birds in a Tree *Native & Waterwise* •A very rare Penstemon relative. This plant has wands of red flowers that attract hummingbirds. Bird shaped flowers do not require deadheading. Its winding habit causes it to lean attractively on nearby plants for support.	H16-20" W14-18"	Summer-Fall Zone 4(-30°)	○ ● ✂ ✂ ✂ ☞ ☞ ☞
---	--------------------	-----------------------------	-----------------------

Scutellaria Skullcap

scordifolia 'Sky's Edge' (Pat Hayward) *New* •Intense violet-blue; flowers all summer.	H12-16" W16-20"	Summer-Fall Zone 5(-20°)	○ ● ✂ ✂ ✂ ☞ ☞ ☞
suffrutescens Cherry Skullcap *Native & Waterwise* •Hot, cherry-red flowers with dark green, low, mounding foliage. Prefers a sunny location and well-drained soil and is perfectly suited for the rock garden, raised beds or the front of a border.	H6-12" W12-18"	Summer-Early Fall Zone 3(-40°)	○ ● ✂ ✂ ✂ ☞ ☞ ☞

Sedum Creeping Stonecrop Fleshy, succulent plants suited to the sunny rock garden or border. Extensive choice of foliage types, heights and colors.

album 'Coral Carpet' •Pink flowers with coral and green foliage.	H2-6" W12-18"	Late Summer-Fall Zone 4(-30°)	○ ● ✂ ✂ ✂ ☞ ☞ ☞
cauticola 'Coca Cola' •Pink flower with grey-green foliage.	H6-8" W10-12"	Late Summer-Fall Zone 4(-30°)	○ ● ✂ ✂ ✂ ☞ ☞ ☞
cauticola Lidakense •Rounded, blue-grey leaves. Pink flowers are produced which age to carmine-red.	H2-4" W8-12"	Late Summer-Fall Zone 4(-30°)	○ ● ✂ ✂ ✂ ☞ ☞ ☞
dasyphyllum Major •White flowers with silver-blue foliage.	H2-4" W8-12"	Late Summer-Fall Zone 4(-30°)	○ ● ✂ ✂ ✂ ☞ ☞ ☞
ellacombianum 'Cutting Edge' *New* •Each 1' wide patch is composed of small green rosettes edged in chartreuse yellow. Blooms yellow in mid-summer.	H5-6" W9-12"	Summer-Fall Zone 4(-30°)	○ ● ✂ ✂ ✂ ☞ ☞ ☞
floriferum 'Creeping Stonecrop' *New* •A slightly darker green foliage; produces bright yellow, star-shaped flowers in early summer.	H4-6" W16-18"	Summer-Fall Zone 3(-40°)	○ ● ✂ ✂ ✂ ☞ ☞ ☞



forsterianum 'Oracle' •Bright yellow flowers with grey-green foliage.	H2-8" W12-18"	Late Summer-Fall Zone 4(-30°)	○ ☿ ☼
forsterianum 'Silver Stone' •Yellow flowers with silver-blue foliage.	H6-10" W12-18"	Late Summer-Fall Zone 4(-30°)	○ ☿ ☼
globosum 'Old Man Bones' •Yellow flowers with dark green, globular, puffed foliage.	H2-4" W8-12"	Late Summer-Fall Zone 4(-30°)	○ ☿ ☼
hakonense 'Chocolate Ball' •Chocolatered foliage.	H2-6" W12-18"	Late Summer-Fall Zone 4(-30°)	○ ☿ ☼
'Harvest Moon' *New* •Tight, tiny, silver and purple succulent rosettes produce stars of sunny yellow flowers.	H4-8" W8-10"	Summer-Fall Zone 3(-40°)	○ ☿ ☼ ☿ ☼
kamtschaticum 'Variegated' *New* •Oval leaves remain green with showy, white variegation and tinges of pink. Produces yellow, star-shaped flowers with orange eyes at the ends of the stems.	H3-6" W8-12"	Late Summer-Fall Zone 3(-40°)	○ ☿ ☼
kamtschaticum 'Weihenstephaner Gold' •Gold flowers with scalloped green foliage.	H4-6" W8-12"	Late Summer-Fall Zone 4(-30°)	○ ☿ ☼
'Little Missy' •Pink flowers with a green and white variegation.	H2-4" W8-12"	Late Summer-Fall Zone 4(-30°)	○ ☿ ☼
lineare 'Sea Urchin' •Yellow flowers with a long, slender dark green foliage with a white edge.	H2-4" W24-36"	Late Summer-Fall Zone 4(-30°)	○ ☿ ☼
lydium 'Mossy' *New* •Succulent, evergreen leaves turn bronzy-red in fall. Clusters of white flowers appear in early summer.	H2-4" W8-12"	Late Summer-Fall Zone 3(-40°)	○ ☿ ☼
makinoi 'Limelight' •Yellow flowers with lime-green foliage.	H2-4" W12-24"	Late Summer-Fall Zone 4(-30°)	○ ☿ ☼
makinoi 'Ogon' •Yellow flowers with gold foliage.	H2-4" W12-18"	Late Summer-Fall Zone 4(-30°)	○ ☿ ☼
oreganum 'Oregon' •Yellow flowers with rose and green foliage	H4-6" W12-24"	Late Summer-Fall Zone 4(-30°)	○ ☿ ☼
pluricaule 'Island of Sakhalin' •Silver-green with rose tipped foliage.	H4-6" W8-12"	Late Summer-Fall Zone 4(-30°)	○ ☿ ☼
'Red Canyon' •Low growing, with vibrant red-violet color and light pink flowers.	H4-6" W14-18"	Late Summer-Fall Zone 5(-20°)	○ ☿ ☼ ☿ ☼
reflexum 'Blue Spruce' •Yellow flowers with silvery-blue foliage.	H8-10" W18-24"	Late Summer-Fall Zone 4(-30°)	○ ☿ ☼
rupestre 'Angelina' •Golden yellow foliage.	H2-6" W12-24"	Late Summer-Fall Zone 4(-30°)	○ ☿ ☼
rupestre 'Silver' •Yellow flowers with silver foliage.	H2-4" W10-12"	Late Summer-Fall Zone 4(-30°)	○ ☿ ☼
sediforme 'Turquoise Tails Blue' •Creamy yellow flowers with blue foliage.	H4-6" W8-12"	Late Summer-Fall Zone 4(-30°)	○ ☿ ☼
selskianum 'Spirit' •Yellow flower with green foliage.	H4-6" W10-12"	Late Summer-Fall Zone 4(-30°)	○ ☿ ☼
sieboldii 'Aureo Mediovariegata' •Pink flowers with blue and yellow variegated foliage.	H6-8" W8-18"	Late Summer-Fall Zone 4(-30°)	○ ☿ ☼
sieboldii 'October Daphne' *New* •This lovely mound-like species splays out from the center like a miniature fountain. It has 1/2" rosy flowers in autumn and silver-green leaves with matching rosy margins.	H6-10" W12-18"	Late Summer-Fall Zone 3(-40°)	○ ☿ ☼
spathulifolium 'Cape Blanco' •Yellow flowers with blue-grey tiered foliage.	H2-4" W8-18"	Late Summer-Fall Zone 4(-30°)	○ ☿ ☼
spurium 'Red Carpet' •Carmine red flower with burgundy foliage.	H2-6" W12-18"	Late Summer-Fall Zone 4(-30°)	○ ☿ ☼



Sedum Creeping Stonecrop Continued

spurium 'Ruby Mantle' •Pink flower with burgundy foliage.	H2-6" W12-18"	Late Summer-Fall Zone 4(-30°)	○ ☼ ☹
spurium 'Summer Glory' •Pink flower with dark green foliage.	H2-6" W12-18"	Late Summer-Fall Zone 4(-30°)	○ ☼ ☹
spurium 'Tri-Color' •Pink flowers with a white and green variegated foliage.	H2-6" W12-18"	Late Summer-Fall Zone 4(-30°)	○ ☼ ☹
spurium 'Voodoo' •Rose flower with dark purple foliage.	H2-6" W12-18"	Late Summer-Fall Zone 4(-30°)	○ ☼ ☹
tetractinum 'Coral Reef' •Yellow flowers with green, round, flat foliage that turns reddish bronze in fall.	H2-4" W8-12"	Late Summer-Fall Zone 4(-30°)	○ ☼ ☹
ussurience 'Turkish Delight' •Red flower with burgundy foliage.	H4-6" W8-12"	Late Summer-Fall Zone 4(-30°)	○ ☼ ☹

Sedum Sunsparkler Series This series boasts attractive succulent foliage, early fall flowering and extended bloom time. These groundcover sedums grow larger flower clusters.

'Blue Elf' •Steel-blue, tufted foliage rosettes with numerous lateral branches that elongate away from the center and produce tight clusters of dark pink flowers.	H6-12" W8-18"	Late Summer-Fall Zone 4(-30°)	○ ☼ ☹
'Cherry Tart' •Pink flowers with dark red foliage.	H6-12" W8-18"	Late Summer-Fall Zone 4(-30°)	○ ☼ ☹
'Dazzleberry' •Raspberry pink flowers with smokey-blue foliage.	H6-12" W8-18"	Late Summer-Fall Zone 4(-30°)	○ ☼ ☹
'Firecracker' •Pink flowers with red to green foliage.	H6-12" W8-18"	Late Summer-Fall Zone 4(-30°)	○ ☼ ☹
'Jade Tuffet' •A smaller upright sedum with narrow shiny green leaves, cherry red stems, and masses of pink flowers.	H14-18" W8-18"	Late Summer-Fall Zone 4(-30°)	○ ☼ ☹
'Lime Twister' •Small lime-green leaves outlined in bright cherry-red produces pink flowers.	H6-12" W8-18"	Late Summer-Fall Zone 4(-30°)	○ ☼ ☹
'Lime Zinger' •Pink flowers with lime-green foliage.	H6-12" W8-18"	Late Summer-Fall Zone 4(-30°)	○ ☼ ☹
'Plum Dazzled' *New* •Smoky blue to purplish foliage. Produces plum colored flowers.	H6-8" W15-18"	Late Summer-Fall Zone 4(-30°)	○ ☼ ☹
'Wildfire' *New* •Ruby-red foliage edged in pink. Long-lasting pink flowers appear in clusters beginning in late summer.	H4-6" W14-18"	Late Summer-Fall Zone 4(-30°)	○ ☼ ☹

Sedum Upright Stonecrop

'Autumn Fire' •Rosy red flowers with green foliage.	H12-30" W18-24"	Late Summer-Fall Zone 4(-30°)	○ ☼ ☹
'Autumn Joy' •Coppery pink flowers with green foliage.	H12-24" W18-24"	Late Summer-Fall Zone 4(-30°)	○ ☼ ☹
'Beka' Autumn Delight •Rose flowers with lime and green variegated foliage.	H12-24" W24-30"	Late Summer-Fall Zone 4(-30°)	○ ☼ ☹
'Black Beauty' *New* •Deep bronze to black foliage. Masses of reddish pink flower heads brighten up the garden.	H18-20" W12-15"	Late Summer-Fall Zone 3(-40°)	○ ☼ ☹



'Class Act' •Mound of green succulent foliage topped with large, deep carmine-pink flower clusters that age to russet.	H18-23" W18-23"	Late Summer-Fall Zone 4(-30°)	○ ♀ ☹
'Crystal Pink' •Large flower heads of soft pink on shorter, sturdier stems than other varieties.	H9-12" W14-16"	Late Summer-Fall Zone 4(-30°)	○ ♀ ☹
'Mr. Goodbud' •Dark pink flowers with deep blue-green foliage.	H12-18" W18-20"	Late Summer-Fall Zone 4(-30°)	○ ♀ ☹ ☹ ☹
'Pink Bomb' •Large, fleshy blue-green leaves on compact, succulent stems. Clusters of small, pink flowers turn burgundy with age.	H10-14" W12-18"	Late Summer-Fall Zone 4(-30°)	○ ♀ ☹ ☹ ☹
'Purple Emperor' •Pink flowers appear in large clusters atop the bright, reddish-purple stems and leaves. The blossoms age to bronze in the fall.	H12-16" 10-12"	Late Summer-Fall Zone 4(-30°)	○ ♀ ☹ ☹ ☹
'Vera Jameson' •Rose flower with silver-green foliage and rose stems.	H8-12" W12-18"	Late Summer-Fall Zone 4(-30°)	○ ♀ ☹ ☹ ☹
spectabile 'Neon' •Neon-pink flowers with blue-green foliage.	H14-18" W12-16"	Late Summer-Fall Zone 4(-30°)	○ ♀ ☹ ☹ ☹
telephium 'Matrona' •Red flowers with grey-green leaves edged in dark pink with purple stems.	H18-24" W12-18"	Late Summer-Fall Zone 4(-30°)	○ ♀ ☹ ☹ ☹
Touchdown Series (telephium) Compact, low habit, with superior vigor and multiple crowns that grow quickly.			
'Flame' •Yellows flowers with dark red foliage.	H6-12" W12-16"	Late Summer-Fall Zone 4(-30°)	○ ♀ ☹ ☹ ☹
'Teak' •Rose flowers with blue-green foliage.	H6-12" W12-16"	Late Summer-Fall Zone 4(-30°)	○ ♀ ☹ ☹ ☹
Sempervivum <i>Hen and Chicks</i> Well-known succulents with evergreen rosettes of leaves surrounded by smaller rosettes known as chicks. After flowering, the mother rosette dies to leave room for the chicks.			
arachnoideum 'Clairchin' •Light green with fine silvery web-like hairs.	H2-6" W6-12"	Summer Zone 3(-40°)	○ ☹ ☹
arachnoideum 'Cobweb Buttons' •Pale green with fine silvery web-like hairs.	H2-6" W6-12"	Summer Zone 3(-40°)	○ ☹ ☹
arachnoideum 'Forest Frost' •Pale green rosettes.	H2-6" W6-12"	Summer Zone 3(-40°)	○ ☹ ☹
arachnoideum 'Hurricane' *New* •Evergreen succulent that forms rosettes with web-like hairs. Ruby red leaves with dark green centers.	H2-4" W6-12"	Summer Zone 3 *-40°)	○ ☹ ☹
arachnoideum 'Red Cobweb' •Red with fine silvery web-like hairs.	H2-6" W6-12"	Summer Zone 3(-40°)	○ ☹ ☹
arachnoideum 'Spumanti' •Silver with rose tips and fine silvery web-like hairs.	H2-6" W6-12"	Summer Zone 3(-40°)	○ ☹ ☹
'Averill' •Blue-green with red tips	H2-6" W6-12"	Summer Zone 3(-40°)	○ ☹ ☹
'Black' •Green with dark red tips	H2-6" W6-12"	Summer Zone 3(-40°)	○ ☹ ☹
'Blue Boy' •Blue-grey with lilac tips	H2-6" W6-12"	Summer Zone 3(-40°)	○ ☹ ☹
'Bronco' •Dark green with red tips	H2-6" W6-12"	Summer Zone 3(-40°)	○ ☹ ☹
'Bronze Pastel' •Rosettes of fleshy, oblong to broadly lance-shaped bronze to reddish-brown leaves and leafy stems bearing clusters of pink flowers.	H6-8" W6-8"	Summer Zone 5(-20°)	○ ☹ ☹



Sempervivum *Hen and Chicks* Continued

'Brownii' •Green with red tips.	H2-6" W6-12"	Summer Zone 3(-40°)	○ ☞ ☹
'Carmen' •Green with purple tips.	H2-6" W6-12"	Summer Zone 3(-40°)	○ ☞ ☹
'Cherry Frost' •Maroon with green base and long white-haired tips.	H2-6" W6-12"	Summer Zone 3(-40°)	○ ☞ ☹
'Commander Hay' •Deep red and green.	H2-6" W6-12"	Summer Zone 3(-40°)	○ ☞ ☹
'Dea' •Soft green with red tips.	H2-6" W6-12"	Summer Zone 3(-40°)	○ ☞ ☹
'Desert Bloom' •Rose tinted grey-green.	H2-6" W6-12"	Summer Zone 3(-40°)	○ ☞ ☹
'Director Jacobs' •Showy maroon velvet leaves; color holds well.	H2-6" W6-12"	Summer Zone 3(-40°)	○ ☞ ☹
'Emerald Empress' *New* •Medium-sized rosettes of emerald green, flushed bronze in the cool months. Short spikes of pastel flowers appear in summer.	H4-8" W6-12"	Summer Zone 3 *-40°)	○ ☞ ☹
'Fuzzy Wuzzy' •Green with fuzzy white tips.	H2-6" W6-12"	Summer Zone 3(-40°)	○ ☞ ☹
'Glowing Embers' *New* •Grey-green with intense red tips.	H1-3" W1-6"	Summer Zone 3 *-40°)	○ ☞ ☹
'Green Wheels' •Bright green with maroon tips, new plants grow between the leaves.	H2-6" W6-12"	Summer Zone 3(-40°)	○ ☞ ☹
hausmanii 'Hausmanii' •Green velvety rosettes with red tips.	H2-6" W6-12"	Summer Zone 3(-40°)	○ ☞ ☹
'Hopewell' •Lemon-lime green with red tips.	H2-6" W6-12"	Summer Zone 3(-40°)	○ ☞ ☹
'Jade Rose' •Rose with green tips.	H2-6" W6-12"	Summer Zone 3(-40°)	○ ☞ ☹
'Jubilee' •Narrow velvet leaves are green bordered in pink.	H2-6" W6-12"	Summer Zone 3(-40°)	○ ☞ ☹
'Kalinda' •The large succulent leaves are held in tight green heads with burgundy tips.	H2-6" W6-12"	Summer Zone 3(-40°)	○ ☞ ☹
'Lavender and Old Lace' •Green with red tips.	H2-6" W6-12"	Summer Zone 3(-40°)	○ ☞ ☹
'Lilac Time' *New* •Lilac, blue-grey tinted variety.	H2-3" W2-4"	Summer Zone 3 *-40°)	○ ☞ ☹
'Mix' •Mixed varieties	H2-6" W6-12"	Summer Zone 3(-40°)	○ ☞ ☹
'Mona Lisa' •Red with soft green and minor cobwebbing in the center.	H2-6" W6-12"	Summer Zone 3(-40°)	○ ☞ ☹
'Moss Rose' •Pink and light green.	H2-6" W6-12"	Summer Zone 3(-40°)	○ ☞ ☹
'Oddity' •These green leaves curl into a tube. During the colder months, the leaves are tipped in red.	H2-6" W6-12"	Summer Zone 3(-40°)	○ ☞ ☹
'Pacific Blue Ice' *New* •This selection is icy blue-green in color, becoming flushed with rose towards the center, especially in cooler weather. This elegant yet very hardy perennial has a unique cupped form and makes rounded rosettes.	H3-4" W8-12"	Summer Zone 3 *-40°)	○ ☞ ☹
'Pekinese' •Pale green and pink with fine silvery web-like hairs.	H2-6" W6-12"	Summer Zone 3(-40°)	○ ☞ ☹



'Pluto' •Green with red tips.	H2-6" W6-12"	Summer Zone 3(-40°)	○ ☞ ☼
'Pruhonice' •Large velvety rosettes of green in the center with a flush of crimson at the tips.	H2-6" W6-12"	Summer Zone 3(-40°)	○ ☞ ☼
'Purple Passion' •Medium-size, dark purple rosettes with a touch of green in the edges.	H2-6" W6-12"	Summer Zone 3(-40°)	○ ☞ ☼
'Raspberry Ice' •Silver with purple tips.	H2-6" W6-12"	Summer Zone 3(-40°)	○ ☞ ☼
'Red Beauty' •Red with green centers.	H2-6" W6-12"	Summer Zone 3(-40°)	○ ☞ ☼
'Red Heart' •Green with a red center.	H2-6" W6-12"	Summer Zone 3(-40°)	○ ☞ ☼
'Red Nails' *New* •This miniature selection is lightly webbed with blue-green rosettes, each tip dipped in burgundy.	H2-4" W2-8"	Summer Zone 3 *-40°)	○ ☞ ☼
'Red Rubin' •Large rosettes of lemon lime green, with pink blush on the newer leaves.	H2-6" W6-12"	Summer Zone 3(-40°)	○ ☞ ☼
'Rita Jane' •Grey-green with red tips.	H2-6" W6-12"	Summer Zone 3(-40°)	○ ☞ ☼
'Rojin' •Medium sized rosettes that are deep red.	H2-6" W6-12"	Summer Zone 3(-40°)	○ ☞ ☼
'Royal Ruby' •Dark ruby red on long slender pointed leaves.	H2-6" W6-12"	Summer Zone 3(-40°)	○ ☞ ☼
'Rubikon' •Ruby red	H2-6" W6-12"	Summer Zone 3(-40°)	○ ☞ ☼
'Ruby Heart' •Silvery blue to blue-green leaves which are flushed rosy red at the base.	H2-6" W6-12"	Summer Zone 3(-40°)	○ ☞ ☼
'Sanford' •Forms large rosettes of deep red, sharply pointed leaves; color changes due to the season.	H2-6" W6-12"	Summer Zone 3(-40°)	○ ☞ ☼
'Saturn' •Rings of red, pink, and green.	H2-6" W6-12"	Summer Zone 3(-40°)	○ ☞ ☼
'Silverine' •Silver-green with red-purple base.	H2-6" W6-12"	Summer Zone 3(-40°)	○ ☞ ☼
'Spring Beauty' •Lemon-lime	H2-6" W6-12"	Summer Zone 3(-40°)	○ ☞ ☼
'Sunset' •Green with dark tips.	H2-6" W6-12"	Summer Zone 3(-40°)	○ ☞ ☼
'Thunder' •Solid dark burgundy	H2-6" W6-12"	Summer Zone 3(-40°)	○ ☞ ☼
'Topaz' •Grey-green leaves that are shaded with rosy-purple dark tips.	H2-6" W6-12"	Summer Zone 3(-40°)	○ ☞ ☼
'Twilight Blue' •Lavender-grey-green	H2-6" W6-12"	Summer Zone 3(-40°)	○ ☞ ☼
tectorum 'Fire Dragon' •Green rosettes with sharp red tips that look like a dragon's scales.	H2-6" W6-12"	Summer Zone 3(-40°)	○ ☞ ☼
Jovibarba This plant is a minature Sempervivum but with round, ball-shaped chicks that roll off the mother to find a new home.			
heuffellii 'Bulgaria' •Forms rosettes of green leaves with purple-brown tips.	H2-6" W6-12"	Summer Zone 3(-40°)	○ ☞ ☼
heuffellii 'Hedgehog' •Vivid green and deep maroon rosettes with many rollers that form a dense mat.	H2-6" W6-12"	Summer Zone 3(-40°)	○ ☞ ☼
heuffellii 'Lively Bug' •Red with a green center and fine silvery web-like hairs.	H2-6" W6-12"	Summer Zone 3(-40°)	○ ☞ ☼

PERENNIALS



PERENNIAL
FAVORITES

Sidalcea Checkermallow

acaulis *Pink Checkermallow* *Native & Waterwise*

•Tall stems of delicate hollyhock-like blossoms of white to rosy pink.

H24-36"
W14-18"

Spring-Summer
Zone 4(-30°)



Silene Catchfly Flowers similar to Lychnis but mostly low growing for rock gardens, walls or edging.

acaulis *Moss Campion* *Native & Waterwise*

•The tiny green leaves make a moss-like evergreen carpet with tiny pink star flowers. Cushion or mat-forming perennial for the rock garden or harsh environment.

H2-9"
W2.4"

Late Spring-Summer
Zone 2(-50°)



dioca 'Clifford Moor'

•With compact, gold-edged foliage and an abundance of single pink blooms, it provides three-season interest.

H6-12"
W12-18"

Late Spring
Zone 5(-20°)



'Rolly's Favorite'

•Bubbligum pink flowers flutter above dark green, foliage.

H14-20"
W12-16"

Summer
Zone 4(-30°)



pendula 'Triumph Rose'

•Double carmine rose

H6-10"
W6-12"

Summer
Zone 4(-30°)



peteronii *Plateau Catchfly* *Native & Waterwise*

•Native to Utah, this dark green, multi-branching, mounding perennial provides bright pink color when it flowers. It has a great branching habit that will continue sending up new stalks that will bloom: making the color last longer.

H18-30"
W24-36"

Late Spring-Summer
Zone 4(-30°)



schafta 'Persian Carpet'

•More compact and richer flowering than splendens, producing a carpet of soft pink blooms.

H4-6"
W8-12"

Summer
Zone 4(-30°)



Smilacina False Solomon's Seal

racemosa *False Solomon's Seal* *Native & Waterwise*

•Clump of arching, zigzag stems with large shiny and pleated leaves. Clusters of tiny ivory-white flowers are in spikes on the ends of each stem appearing in late spring. Small red berries are showy in late summer and autumn.

H24-36"
W24-36"

Late Spring
Zone 3(-40°)



Solidago Golden Rod A native plant with branching clusters of flowers and deep green foliage. A long, summer blooming plant.

'Little Lemon'

•This petite plant is easy to grow and provides a showy splash of lemon-yellow.

H8-14"
W12-18"

Late Summer-Fall
Zone 4(-30°)



rugosa 'Fireworks'

•Clump forming perennial with electric yellow flowers.

H36-48"
W24-36"

Fall
Zone 4(-30°)



sphacelata 'Golden Fleece' *New*

•Small growing goldenrod with sprays of arching golden-yellow flower spikes. A strong and compact plant.

H12-15"
W18-24"

Late Summer-Fall
Zone 4(-30°)



Sphaeralcea Globemallow

ambigua *Desert Mallow* *Native & Waterwise*

•Large orange 1" flowers appear on grey, almost fuzzy foliage.

H12-36"
W12-36"

Late Spring-Summer
Zone 6(-10°)



coccinea *Scarlet Globemallow* *Native & Waterwise*

•Large, delicate flowers are scarlet-orange around the edges and cream colored in the center. Clusters of grey-green foliage.

H6-12"
W12-18"

Late Spring-Summer
Zone 4(-30°)



grossularifolia *Gooseberry-leaf Globemallow* *Native & Waterwise*

•Star-shaped flowers are light orange in color. Deeply divided leaves are a light green.

H18-36"
W12-24"

Summer
Zone 4(-30°)



munroana *Munro Globemallow* *Native & Waterwise*

•Bright-green foliage on slender stems with numerous five-petaled, salmon-orange flowers on leafy spikes.

H12-24"
W18-24"

Summer
Zone 4(-30°)



Stachys *Betony* Low spreading mat of woolly silver-grey leaves with spikes of flowers.

byzantina 'Countess Helen von Stein' •Velvet silver-green foliage.	H12-18" W18-24"	Insignificant Zone 4(-30°)	○ ⊗
byzantina 'Silver Carpet' •Woolly silver foliage.	H8-12" W8-18"	Insignificant Zone 4(-30°)	○ ⊗
officinalis 'Hummelo' •Purple with green foliage.	H18-20" W8-12"	Early Summer Zone 4(-30°)	○ ⊗

Stanleya *Prince's Plume*

pinnata <i>Prince's Plume</i> *Native & Waterwise* •Elegant and long blooming; mostly used as a background or accent plant. Plume-like, showy-yellow flowers. Leaves are silver-green and have a ferny texture.	H12-48" W14-18"	Summer Zone 4(-30°)	○ ♣ ▲
---	--------------------	------------------------	----------

Tanacetum *Painted Daisy* Lacey fern-like foliage. Daisy-like flowers 2 1/2" wide that bloom on wiry stems.

densum ssp. amani <i>Partridge Feather</i> *Native & Waterwise* •Soft spreading silver-white foliage with feather-like texture and yellow button flowers. Plant Select	H8-10" W8-12"	Early Summer Zone 4(-30°)	○ ♣ ▲
vulgare 'Isla Gold' <i>Tansy</i> •Grown mainly for its fantastic lime-green, aromatic foliage.	H24-36" W18-24"	Summer Zone 3(-40°)	○ ◐ ♣ ♀

Robinson's Series (*coccineum*) These plants have foliage that is bright green and ferny, with upright stems bearing loads of single yellow-eyed daisies.

'Crimson' •Produces scarlet-red flowers which measure 2.5" wide and are daisy-like with a bright yellow center. It has interesting ferny foliage much like that of yarrow.	H24-36" W12-18"	Summer Zone 3(-40°)	○ ♀ ✂
'Mix' •Produces a colorful assortment of white, pink and red flowers. They measure 2.5" wide and are daisy-like with a bright yellow center. It has interesting ferny foliage much like that of yarrow.	H24-36" W16-20"	Summer Zone 3(-40°)	○ ♀ ✂

Tetranneuris (*Hymenoxys*)

acaulis v. arizonica 'Sol Dancer' *Native & Waterwise* •Produces numerous, airy, yellow flowers 1 - 2 1/2" wide that suspend above a tuft of light green basal foliage. Requires minimal deadheading. <u>Sego Supreme</u>	H12-18" W12-14"	Early Spring-Summer Zone 3(-40°)	○ ◐ ♣ ▲
scaposa 'Four-Nerve Daisy' •Short, upright perennial with a woody base. Long narrow leaves of grey-green foliage form a clump from which the flower stems arise. Bright yellow flowers can cover the entire plant.	H4-8" W6-8"	Early Spring Zone 4(-30°)	○ ◐ ♣ ▲

Teucrium *Germander*

arosanum 'Majoricum' *New* •This grey-green leaved, evergreen groundcover adds quite a sparkle to any xeristrip or low water-use bed, border and rock garden. Delightfully fragrant with a sweet honeysuckle scent. Purple-mauve colored blooms.	H12-18" W24-36"	Late Spring-Summer Zone 4(-30°)	○ ◐ ♀ ♣ ⊗
chamaedrys 'Germander' •Dwarf evergreen shrubby plant with glossy green foliage. Short spikes of rosy purple flowers.	H12-24" W8-10"	Summer Zone 4(-30°)	○ ◐ ♀
chamaedrys 'Prostratus' •Extremely low-growing. This tough, evergreen groundcover produces dark pink blooms. The glossy, dark green leaves are small with serrated margins.	H6-10" W24-36"	Late Spring Zone 4(-30°)	○ ◐ ♀ ♣

PERENNIALS



PERENNIAL
FAVORITES

Thalictrum *Meadow Rue*

aquilegifolium <i>Meadow Rue</i> •Clusters of fluffy lilac flowers are held above foliage that is soft green and clump forming.	H24-30" W18-24"	Summer Zone 4(-30°)	○ ● ✈ ☞
aquilegifolium 'Thundercloud' •Produces large fluffy heads of rich, rosy-violet stamens and dark purple double florets.	H36-48" W10-16"	Summer Zone 5(-20°)	○ ● ✈ ☞
'Purplelicious' •Purple flower clusters on dark purple stems with fern-like green leaves. Compact growth habit perfect for small gardens.	H12-14" W8-10"	Summer Zone 5(-20°)	○ ● ✈ ☞

Thymus *Creeping Thyme* Bushy or mat-forming herbs with small aromatic leaves and short spikes of flowers. Creeping habit makes an attractive ground cover.

citriodorus 'Archers Gold' •Pink flowers with gold foliage and a citrus fragrance.	H2-6" W8-12"	Spring-Summer Zone 4(-30°)	○ ☞
citriodorus 'Doone Valley' •Purple flowers with white and green variegated foliage and a citrus fragrance.	H2-6" W8-12"	Spring-Summer Zone 4(-30°)	○ ☞
'Juniper' •Plants form a low, shrubby evergreen clump of tiny grey-green leaves, bearing clusters of soft-pink flowers.	H2-6" W8-12"	Spring-Summer Zone 4(-30°)	○ ☞
'Spicy Orange' •Lavender-pink flowers and a citrus fragrance.	H2-6" W8-12"	Spring-Summer Zone 4(-30°)	○ ☞
pseudolanuginosus <i>Woolly</i> •Pink with woolly, silver-grey foliage.	H2-6" W8-12"	Spring-Summer Zone 4(-30°)	○ ☞
serpyllum 'Elfin' •Spectacular ornamental herb with purple blooms and tiny evergreen leaves.	H2-6" W12-24"	Spring-Summer Zone 4(-30°)	○ ☞
serpyllum 'Magic Carpet' •This plant produces pink rounded flower heads with lemon scented foliage.	H2-6" W12-24"	Spring-Summer Zone 4(-30°)	○ ☞
serpyllum 'Pink Chintz' •Salmon-pink flowers cover fuzzy, grey-green leaves.	H2-6" W12-24"	Spring-Summer Zone 4(-30°)	○ ☞

Tradescantia *Spiderwort* Delightful three-petal flowers atop grass-like foliage.

'Amethyst Kiss' •Large clusters of periwinkle blue flowers with dark yellow stamens; one of the longest blooming Spiderworts.	H12-18" W12-18"	Early Summer Zone 4(-30°)	○ ● ✈
'Concord Grape' •Triangular violet-blue flowers with fuzzy purple stamens tipped with golden yellow pollen over blue-green foliage.	H14-20" W18-24"	Early Summer Zone 4(-30°)	○ ● ✈
'Red Cloud' •Triangular, rose-purple blossoms. Each 3-petaled flower only lasts for one day, but due to the plants bud count it will be in color for up to eight weeks. The flowers are self-cleaning.	H14-20" W18-24"	Early Summer Zone 4(-30°)	○ ● ✈
'Zwanenburg Blue' •Large flowers in a rich violet-blue shade.	H14-20" W18-24"	Early Summer Zone 4(-30°)	○ ● ✈

Trifolium *Dutch Clover*

repens 'Dark Dancer' •Vigorous grower with dark, purple-black, clover-shaped leaves and white flowers that makes a spectacular groundcover. Intermingles well with other plants in mixed beds or containers.	H6-8" W10-18"	Summer Zone 4(-30°)	○ ●
--	------------------	------------------------	-----

PERENNIAL
FAVORITES

Trollius <i>Globeflower</i>			
chinensis 'Golden Queen' •Blossoms are a golden orange. A great performer for high elevation areas with a long bloom life. Prefers moist, fertile soil. Use along ponds, streams, and water gardens.	H30-36" W18-24"	Early Summer Zone 3(-40°)	☉ ☌ ☐ ✂ ✂ ✂
cultorum 'Cheddar' *New* •Semi-double, butter yellow flowers.	H25-27" W18-23"	Late Spring-Early Summer Zone 3(-40°)	☉ ☌ ☐ ✂ ✂ ✂
europaeus 'Superbus' •Lemon yellow flowers with large, round leaves divided into fairly broad sections with very toothed edges.	H18-36" W18-24"	Late Spring-Summer Zone 3(-40°)	☉ ☌ ☐ ✂ ✂ ✂
Verbena <i>Vervain</i>			
hastata 'Blue Vervain' Swamp Verbena *Native & Waterwise* •The small, tubular, blue-violet flowers bloom from the bottom up. The numerous crowning spikes of blossoms give a candelabra-like appearance. Likes wet, even soggy, conditions but also will grow in medium soils.	H18-24" W18-24"	Summer Zone 3(-40°)	☉ ☌ ☐ ✂ ✂ ✂
Veronica <i>Speedwell</i>			
austrica 'Venice Blue' Creeping Speedwell •Large bright blue flowers and attractive habit, spires are short but multi-floral.	H10-12" W10-12"	Early Spring Zone 4(-30°)	☉ ☌ ☐ ✂ ✂ ✂
'Christy' Creeping Speedwell •Forms a low mound of small, serrated green leaves, with short spikes of starry, medium-blue flowers with a tiny white eye.	H6-8" W12-18"	Spring Zone 4(-30°)	☉ ☌ ☐ ✂ ✂ ✂
'Giles Van Hees' •The dwarf, compact, dark green foliage forms a nice mound topped by bright pink flower spikes.	H6-14" W8-12"	Summer Zone 4(-30°)	☉ ☌ ☐ ✂ ✂ ✂
liwanensis Turkish Creeping Speedwell •Masses of cobalt-blue flowers, backed by rugged deep green leaves.	H2-4" W12-18"	Spring Zone 4(-30°)	☉ ☌ ☐ ✂ ✂ ✂
longifolia 'First Choice' •Compact, low mound of attractive deep green foliage, bearing numerous spikes of lavender flowers.	H16-20" W10-18"	Summer Zone 4(-30°)	☉ ☌ ☐ ✂ ✂ ✂
longifolia 'First Glory' •Compact, clump forming plant of glossy green leaves with true blue blossoms on upright spikes.	H12-18" W12-18"	Summer Zone 4(-30°)	☉ ☌ ☐ ✂ ✂ ✂
longifolia 'First Kiss' •This forms a mound of attractive deep green foliage, bearing numerous spikes of soft pink flowers.	H22-24" W20-22"	Summer Zone 4(-30°)	☉ ☌ ☐ ✂ ✂ ✂
longifolia 'First Lady' •A compact plant that forms a low mound of deep green foliage, producing pure white flowers that grow on upright spikes.	H12-18" W12-18"	Summer Zone 4(-30°)	☉ ☌ ☐ ✂ ✂ ✂
longifolia 'First Love' •This forms a low mound of green foliage, bearing spikes of glowing fluorescent-pink flowers.	H10-12" W12-18"	Summer Zone 4(-30°)	☉ ☌ ☐ ✂ ✂ ✂
longifolia 'First Match' •This forms a mound of attractive deep green foliage, bearing numerous spikes of attractive dark pink flowers.	H22-24" W20-22"	Summer Zone 4(-30°)	☉ ☌ ☐ ✂ ✂ ✂
longifolia 'First Memory' •This forms a mound of attractive deep green foliage, bearing numerous spikes of nice, soft blue flowers.	H22-24" W20-22"	Summer Zone 4(-30°)	☉ ☌ ☐ ✂ ✂ ✂
peduncularis 'Georgia Blue' Creeping Speedwell •Powder blue with a small white center; foliage is a dark purple and green.	H4-6" W12-18"	Early Spring Zone 3(-40°)	☉ ☌ ☐ ✂ ✂ ✂

PERENNIALS



PERENNIAL
FAVORITES

Veronica Speedwell

'Perfectly Picasso' •Paintbrush-like spikes with white buds opening to light pink blooms atop dark green foliage.	H22-26" W22-24"	Summer Zone 4(-30°)	○ ● ♀
prostrata 'Whitewater' Creeping Speedwell •Pure white flowers with glassy, dark green foliage which turns burgundy in fall.	H2-6" W12-18"	Early Spring Zone 4(-30°)	○ ● ♀
'Purpleicious' •This is the darkest flowered form of spiked Veronica. It is a bushy and compact grower that is free flowering and long blooming. The densely packed, dark purple spikes are displayed above dark green foliage.	H16-24" W12-18"	Summer Zone 4(-30°)	○ ● ♀ ✂
'Reavis' Crystal River Creeping Speedwell •Pale lavender-blue with a small white center.	H2-4" W12-18"	Late Spring Zone 4(-30°)	○ ● ♀
'Royal Rembrandt' •Violet-purple paintbrush-like spikes atop dark green foliage.	H18-22" W18-22"	Summer Zone 4(-30°)	○ ● ♀ ✂
'Snowmass' *New* •Small, four-petaled white flowers with a blue eye.	H1-2" W14-18"	Summer Zone 3(-40°)	○ ● 🦌
spicata 'Royal Candles' •Masses of violet-blue spikes grow up above the compact, upright, deep green foliage.	H12-18" W12-18"	Summer Zone 4(-30°)	○ ● ♀ ✂
spicata 'Snow Candles' *New* •A compact white version of 'Royal Candles' that produces pure white flowers.	H8-10" W8-10"	Summer Zone 4(-30°)	○ ● ♀ ✂
'Tidal Pool' Creeping Speedwell •Heavy blooms of small, bright violet-blue flowers on prostrate mats. Dense and fast spreading with silvery blue-green leaves.	H2-4" W20-30"	Summer Zone 4(-30°)	○ 🦌
'Very Van Gogh' •More compact variety with purple spikes that have a very long bloom season.	H18-22" W20-24"	Summer Zone 4(-30°)	○ ● ♀
'Waterperry Blue' Creeping Speedwell •Sky blue with a small white center.	H4-6" W12-18"	Summer Zone 4(-30°)	○ ● ♀








































Vinca Periwinkle

minor 'Bowles Cunningham' •Violet-blue flowers against small, glossy, evergreen leaves.	H2-4" W12-18"	Summer Zone 5(-20°)	● ○ ○
---	------------------	------------------------	-------






Viola Sweet Violet Hardy perennial has fragrant, Pansy blooms with trailing, compact, dark green foliage. Does best during cool weather.

cornuta 'Etain' •Lemon yellow with a lavender edge.	H4-6" W8-10"	Spring Zone 4(-30°)	● ○
corsica 'Corsican Violet' •Deep violet-blue with a tiny yellow center.	H4-6" W8-10"	Spring Zone 4(-30°)	● ○
Celestial Series (cornuta)			
'Blue Moon' *New* •Creamy white flowers lightly washed in sky blue and accented by bright yellow eyes.	H6-8" W8-10"	Spring Zone 4(-30°)	○ ○
'Midnight' •Velvety, rich, dark purple with a golden yellow eye.	H4-6" W8-12"	Spring Zone 4(-30°)	● ○
'Northern Lights' •Purple with a yellow face.	H4-6" W8-12"	Spring Zone 4(-30°)	● ○
'Starry Night' •Dusky lavender with a brush of primrose in the center.	H4-6" W8-12"	Spring Zone 4(-30°)	● ○
'Twilight' •Lilac with a yellow face.	H4-6" W8-12"	Spring Zone 4(-30°)	● ○

Zauschneria (Epilobium) Hummingbird Trumpet

arizonica Hardy Fuchsia *Native & Waterwise* •A super showy native plant from the Southwestern US. Blooming in early fall with tall stems of bright scarlet-orange flowers. Attracts hummingbirds.	H30-36" W24-36"	Late Summer-Fall Zone 4(-30°)	    
californica 'California Fuchsia' *New* *Native & Waterwise* •Upright, silver-green foliage that produce an abundance of blazing scarlet trumpets.	H24-30" W24-36"	Summer-Fall Zone 7(10°)	    
canum 'Wasatch Fire' *Native & Waterwise* •Produces large, bright red blooms. It has compact, dark green foliage that turns a brilliant red in autumn. Prefers to grow on rocky slopes and in dry, well drained areas. Utah Native. Sego Supreme	H6-12" W12-18"	Summer-Fall Zone 4(-30°)	    
canum 'Wright Lake' *Native & Waterwise* •Produces large, bright scarlet blooms. These blooms are tubular and flare at the ends. It has compact, light green foliage.	H6-8" W12-18"	Late Summer-Fall Zone 4(-30°)	    
garrettii 'Orange Carpet' *Native & Waterwise* •Bright orange flower with a loose mat of bright green foliage.	H4-6" W14-18"	Summer-Fall Zone 4(-30°)	    
latifolia Firechalice *Native & Waterwise* •Scarlet-orange trumpet-like flowers with a dark green foliage. Best used in rock or xeric gardens. Easy to grow and maintain.	H12-36" W18-36"	Late Summer-Fall Zone 4(-30°)	    
latifolia californica 'Stardust' *Native & Waterwise* •Bright orange tubular flowers. More upright, tidy habit with dusty silver foliage.	H12-18" W12-18"	Summer-Fall Zone 5(-20°)	    
latifolia 'Woody's Peach Surprise' *Perennial Favorites Exclusive* •Forms a loose mat of bright green foliage. Profusion of bright peach-pink flowers all summer.	H6-8" W12-18"	Summer-Fall Zone 4(-30°)	    
septentrionalis 'Select Mattole' *New* •Grey-white foliage with orange-red of the flowers.	H3-6" W24-36"	Summer-Fall Zone 6(-10°)	   

Zinnia grandiflora Rocky Mountain Zinnia

grandiflora Rocky Mountain Zinnia *Native & Waterwise* •Mounding plant with showy yellow-orange flowers and green airy foliage. Excellent for rock gardens. They do not break dormancy until the heat of early summer warms the soil. Tolerates a variety of soils.	H4-8" W12-16"	Summer-Fall Zone 5(-20°)	    
---	------------------	-----------------------------	---



2019 UPC LIST

DESCRIPTION/LABEL	UPC	COST	COLOR
606 pack Pansy	0-78844-60601-6	\$12.00 flat	black
606 Pack Standard Annual	0-78844-60610-8	\$12.00 flat	black
VOLUME 1.57pt (746ml) pack	(6 packs per flat)		
3.5" Pansy	0-78844-30090-7	\$1.25	black
3.5" Standard Annual	0-78844-96120-7	\$1.95	black
3.5" Premium Annual	0-78844-	\$2.20	black
3.5" Perennial Succulent	0-78844-30410-3	\$2.00	tettacotta
VOLUME .52qt (492.1ml)	(18 pots per flat)		
3.5" Deep Standard Perennial	0-78844-30040-2	\$1.75	Black
3.5" Deep Premium Perennial	0-78844-30041-9	\$2.25	Black
3.5" Deep Elite Perennial	0-78844-30042-6	\$2.75	Black
Volume 1.5 pt (712ml)			
4.25" Bacopa/Sutera	0-78844-96201-3	\$2.25	black
4.25" Calibrachoa	0-78844-96204-4	\$2.25	black
4.25" Coleus	0-78844-96502-1	\$2.25	green
4.25" Ipomea	0-78844-96501-4	\$2.25	green
4.25" Ornamental Pepper	0-78844-96134-4	\$2.25	green
4.25" Osteospermum	0-78844-96205-1	\$2.25	black
4.25" Petunia	0-78844-96202-0	\$2.25	black
4.25" Premium Annual	0-78844-96131-3	\$2.25	black
4.25" Premium Accent	0-78844-96133-7	\$2.25	green
4.25" Verbena	0-78844-96206-8	\$2.25	black
4.25" Elite Annual	0-78844-96137-5	\$2.75	black
4.25" Flowering Cabbage/Kale	0-78844-96150-4	\$2.00	black
4.25" Standard Annual	0-78844-96120-7	\$2.00	black
VOLUME 1.28 pt (605.65ml)	(10 pots per flat)		
4.5" Edible	0-78844-96140-5	\$1.50	black
4.5" Premium Edible	0-78844-98785-6	\$2.00	green
4.5" Elite Edible	0-78844-98790-0	\$2.50	green
4.5" Lewisia	0-78844-96600-4	\$3.00	green
4.5" Perennial Ornamental Grass	0-78844-98765-8	\$3.00	black
4.5" Annual Ornamental Grass	0-78844-98775-7	\$2.75	green
4.5" Cordyline	0-78844-98795-5	\$4.00	black
VOLUME 1.01qt (955ml)	(10 pots per flat)		
6" Premium Annual	0-78844-60500-2	\$3.25	green
6" Standard Annual	0-78844-60000-7	\$2.75	green



2019 UPC LIST

#1 Standard Annual	0-78844-95790-3	\$3.00	black
#1 Annual Canna Lily	0-78844-95791-0	\$3.75	black
#1 Elite Annual (Calla)	0-78844-95795-8	\$5.25	black
#1 Premium Annual	0-78844-95794-1	\$3.50	black
#1 Dahlia	0-78844-30389-2	\$3.50	black
#1 Ornamental Cabbage/Kale	0-78844-95796-5	\$3.00	black
#1 Standard Edible	0-78844-95700-2	\$3.25	black
#1 Premium Edible	0-78844-95710-1	\$4.25	black
#1 Elite Edible	0-78844-95720-0	\$5.25	black
#1 Standard Annual Grass	0-78844-98745-0	\$4.50	black
#1 Premium Annual Grass	0-78844-50000-0	\$5.75	black
#1 Ornamental Cordyline Grass	0-78844-98755-9	\$7.00	black
#1 Standard Perennial Grass	0-78844-98745-0	\$4.50	black
#1 Premium Perennial Grass	0-78844-98735-1	\$5.50	black
#1 Standard Perennial	0-78844-95513-8	\$3.95	black
#1 Premium Perennial	0-78844-30071-6	\$4.45	black
#1 Elite Perennial	0-78844-30061-7	\$4.95	black
#1 Specialty Perennial	0-78844-30081-5	\$5.95	black
#1 Supreme Perennial	0-78844-30051-8	\$6.95	black
#1 Majestic Perennial	0-78844-30091-4	\$7.45	black
#1 Asiatic/Oriental Lily	0-78844-30101-0	\$4.95	black
#1 Peony	0-78844-30065-5	\$6.95	black
#1 Fall Garden Mum	0-78844-11263-0	\$3.75	black
#1 Fall Hardy Aster	0-78844-30164-5	\$3.75	black
VOLUME .747 gal (2.83l)	(6 pots per flat)		
#2 Standard Annual Grass	0-78844-20950-7	\$7.00	black
#2 Premium Perennial Grass	0-78844-20900-2	\$10.00	black
#2 Standard Perennial Grass	0-78844-20200-3	\$7.00	black
#2 Standard Perennial	0-78844-20100-6	\$7.00	black
#2 Premium Perennial	0-78844-20700-8	\$10.00	black
#2 Elite Perennial	0-78844-20400-7	\$13.00	black
#2 Hibiscus	0-78844-20750-3	\$7.00	black
VOLUME 1.7 gal (2.83l)	(2 pots per flat)		
12" Premium Plastic Hanging Basket	0-78844-71049-2	\$22.00	assorted
VOLUME 2.32 gal (8.78l)	(sold in eaches)		
12" Standard Perennial Harvest Basket	0-78844-71099-7	\$12.00	wicker
VOLUME 3.38 gal (12.35l)			
14" Premium Fiber Hanging Basket	0-78844-71069-0	\$26.00	pulp
VOLUME 4.61 gal (17.44l)	(sold in eaches)		



2019 UPC LIST

14" Combination Planter	0-78844-30541-4	\$27.00	assorted
VOLUME 5.54 gal (20.97l)	(sold in eaches)		
15" Edible Combination Fiber Patio Pot	0-78844-15010-6	\$25.00	pulp
15" Tomato Fiber Patio Pot	0-78844-15000-7	\$20.00	pulp
VOLUME 6.55gal (24.8l)	(sold in eaches)		



Soil Price List

ITEM DESCRIPTION	SIZE	PACK	Price per Bale Without Shipping	Price per Bale with Shipping	Shipped Price CF Compressed	Shipped Price per Cubic Feet Uncompressed	Shipped Price per Cubic Yard Uncompressed
GERMINATION							
LM-1Seedling Mix (with perlite & vermiculite)	3.8 Compressed CF	30 / PAL	\$18.33	\$25.00	\$6.58	\$3.29	\$88.82
	55 Compressed CF	2 / PAL	\$290.00	\$390.00	\$7.09	\$3.55	\$95.73
	SBB/120 Compressed CF	1 / PAL	\$585.00	\$785.00	\$6.54	\$3.27	\$88.31
LM-2Seedling Mix (vermiculite only)	3.8 Compressed CF	30 / PAL	\$21.33	\$28.00	\$7.37	\$3.68	\$99.47
	55 Compressed CF	2 / PAL	\$330.00	\$430.00	\$7.82	\$3.91	\$105.55
	SBB/120 Compressed CF	1 / PAL	\$630.00	\$830.00	\$6.92	\$3.46	\$93.38
LM-18Germination Mix (15% Perlite)	3.8 Compressed CF	30 / PAL	\$18.33	\$25.00	\$6.58	\$3.29	\$88.82
	55 Compressed CF	2 / PAL	\$270.00	\$370.00	\$6.73	\$3.36	\$90.82
	SBB/120 Compressed CF	1 / PAL	\$490.00	\$690.00	\$5.75	\$2.88	\$77.63
ALL PURPOSE							
LMLM-3 All Purpose Growing Mix (with perlite & vermiculite) Stocked at Perennial Favorites	3.8 Compressed CF	30 / PAL	\$18.33	\$25.00	\$6.58	\$3.29	\$88.82
	55 Compressed CF	2 / PAL	\$275.00	\$375.00	\$6.82	\$3.41	\$92.05
	SBB/120 Compressed CF	1 / PAL	\$550.00	\$750.00	\$6.25	\$3.13	\$84.38
LM-10Eertilized Coarse Peat (no aggregate)	3.8 Compressed CF	30 / PAL	\$16.33	\$23.00	\$6.05	\$3.03	\$81.71
	55 Compressed CF	2 / PAL	\$225.00	\$325.00	\$5.91	\$2.95	\$79.77
	SBB/120 Compressed CF	1 / PAL	\$445.00	\$645.00	\$5.38	\$2.69	\$72.56
LM-111All Purpose Mix (perlite only)	3.8 Compressed CF	30 / PAL	\$18.33	\$25.00	\$6.58	\$3.29	\$88.82
	55 Compressed CF	2 / PAL	\$270.00	\$370.00	\$6.73	\$3.36	\$90.82
	SBB/120 Compressed CF	1 / PAL	\$535.00	\$735.00	\$6.13	\$3.06	\$82.69
EPM-20Eco Peat All Purpose Mix (perlite only)	3.8 Compressed CF	30 / PAL	\$18.33	\$25.00	\$6.58	\$3.29	\$88.82
	55 Compressed CF	2 / PAL	\$240.00	\$340.00	\$6.18	\$3.09	\$83.45
	SBB/120 Compressed CF	1 / PAL	\$485.00	\$685.00	\$5.71	\$2.85	\$77.06
HIGH POROSITY & CUSTOM MIX							
LM-6High Porosity Mix	3.8 Compressed CF	30 / PAL	\$4.33	\$11.00	\$2.89	\$1.45	\$39.08
	55 Compressed CF	2 / PAL	\$290.00	\$390.00	\$7.09	\$3.55	\$95.73
	SBB/120 Compressed CF	1 / PAL	\$570.00	\$770.00	\$6.42	\$3.21	\$86.63
EPM-55 Eco Peat Perennials with 15P *Perennial Favorites Production Mix* Stocked at Perennial Favorites	3.8 Compressed CF	30 / PAL	\$20.83	\$27.50	\$7.24	\$3.62	\$97.70
	55 Compressed CF	2 / PAL	\$300.00	\$400.00	\$7.27	\$3.64	\$98.18
	SBB/120 Compressed CF	1 / PAL	\$600.00	\$800.00	\$6.67	\$3.33	\$90.00
AGGREGATE FREE MEDIA							
AFM-1Seedling Mix	3.8 Compressed CF	30 / PAL	\$16.33	\$23.00	\$6.05	\$3.03	\$81.71
	55 Compressed CF	2 / PAL	\$240.00	\$340.00	\$6.18	\$3.09	\$83.45
	SBB/120 Compressed CF	1 / PAL	\$485.00	\$685.00	\$5.71	\$2.85	\$77.06
AFM-3All Purpose Growing Mix	3.8 Compressed CF	30 / PAL	\$18.33	\$25.00	\$6.58	\$3.29	\$88.82
	55 Compressed CF	2 / PAL	\$240.00	\$340.00	\$6.18	\$3.09	\$83.45
	SBB/120 Compressed CF	1 / PAL	\$485.00	\$685.00	\$5.71	\$2.85	\$77.06
PEAT MOSS							
High Yield (Blond Coarse Peat)	3.8 Compressed CF	30 / PAL	\$13.33	\$20.00	\$5.26	\$2.63	\$71.05
Fine Grind	3.8 Compressed CF	30 / PAL	\$185.00	\$19.00	\$5.00	\$2.50	\$67.50
Lambert Peat Moss (Retail)	3.8 Compressed CF	30 / PAL	\$155.00	\$17.00	\$4.47	\$2.24	\$60.39

Above Prices are based upon availability of material

Perennial Favorites Soil Price List Spring 2019

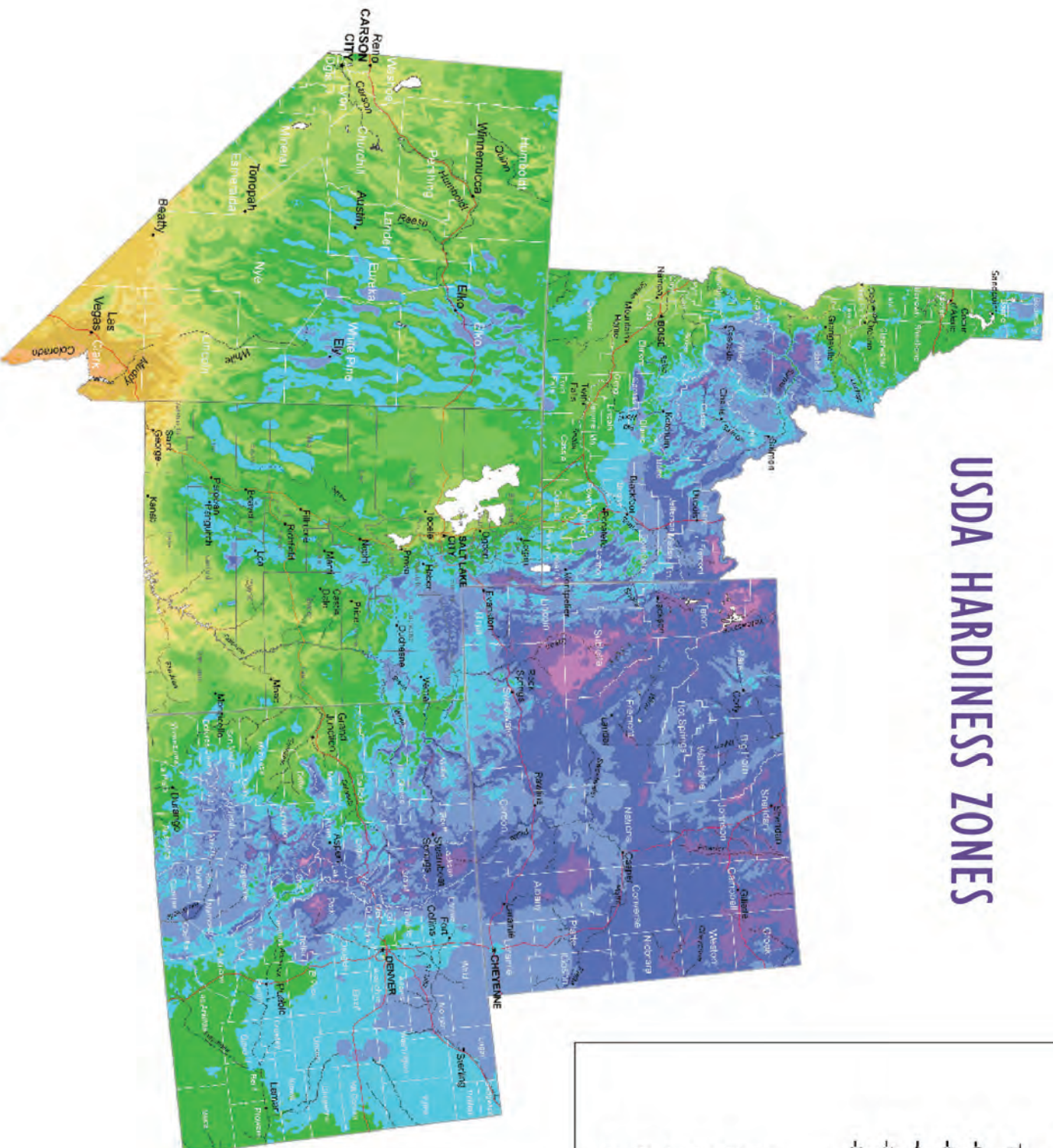
Term: May Dating

Minimum delivery: 1 pallet per mix

Pallet Charges included in the price

All prices are subject to variations allowed or created by unusual shipping/manufacturing cost increases and/or sudden rises of CDN currency and/or situation out of our control.

USDA HARDINESS ZONES



Average Annual Extreme Minimum Temperature 1976-2005			
Temp (F)	Zone	Temp (C)	
-60 to -50	1	-51.1 to -45.6	
-50 to -40	2	-45.6 to -40	
-40 to -30	3	-40 to -34.4	
-30 to -20	4	-34.4 to -28.9	
-20 to -10	5	-28.9 to -23.3	
-10 to 0	6	-23.3 to -17.8	
0 to 10	7	-17.8 to -12.2	
10 to 20	8	-12.2 to -6.7	
20 to 30	9	-6.7 to -1.1	
30 to 40	10	-1.1 to 4.4	
40 to 50	11	4.4 to 10	
50 to 60	12	10 to 15.6	
60 to 70	13	15.6 to 21.1	



PERENNIAL FAVORITES

247 SOUTH 3200 WEST, LAYTON, UTAH 84041

PHONE 801.544.8049

TOLL FREE 800.966.8049

TOLL FREE FAX 800.991.6230

WEB PERENNIALFAVORITESNURSERY.COM

EMAIL MAIL@PERENNIALFAVORITESNURSERY.COM