




**Perennial  
Favorites**



**PERENNIAL  
FAVORITES**

**30<sup>th</sup>  
anniversary**

**2022 CATALOG**





# MEET OUR ASSOCIATES



Brendon King

801.447.2017 [brendon@perennialfavorites.com](mailto:brendon@perennialfavorites.com)

Sales Territory: Northern Utah (North of Davis County), Central and Western Idaho (I-84 Corridor), and Nevada



Dane Horrocks

801.784.6215 [dane@perennialfavorites.com](mailto:dane@perennialfavorites.com)

Sales Territory: Wasatch Front and Summit County



Ken Cox

801.784.6221 [ken@perennialfavorites.com](mailto:ken@perennialfavorites.com)

Sales Territory: Central, Eastern and Southern Utah. Eastern Idaho (I-15 Corridor), Wyoming, Montana and Colorado





# PERENNIAL FAVORITES

## TABLE OF CONTENTS

TERMS & CONDITIONS.....	i
DELIVERY & WILL CALL INFORMATION.....	ii
WEBSITE.....	iii-iv
ORDERING ONLINE.....	v-vii
PREMIUM ANNUALS AND ACCENTS.....	1-24
INCREDIBLE EDIBLES.....	25-36
ORNAMENTAL GRASSES.....	37-42
PERENNIALS.....	43-111





# PERENNIAL FAVORITES

## Terms and Conditions

### PRICES:

Prices in this catalog are intended for the wholesale trade only (**no retail sales**) and are subject to change without notice. **All prices are F.O.B. Perennial Favorites.** Prices do not include delivery fees or applicable surcharges. List prices are per item for plants purchased in full flats per variety (flats counts as published). Purchases of less than full flats will be charged an additional 10% and subject to availability only. The prices listed supersede all previously published prices.

### SALES TAX:

Sales tax will be charged for all accounts unless Perennial Favorites has on file the Sales Tax Exemption form from your state.

### PAYMENT:

All sales are C.O.D. unless previous credit arrangements have been made. Cash, Check, Master Card, Visa and Discover are accepted. No deliveries will be left without payment in full. A credit application will be sent upon request. Please allow 2-4 weeks for credit clearance. For customers with established credit terms, payment in full is due 30 days from date of pickup or delivery. Any account not paid by the due date will be charged a late fee of 1.5% per month on unpaid balance. Past due accounts will revert back to a C.O.D. basis without further notice. Purchaser agrees to pay all finance charges and all collection fees incurred. **Please remember that credit is a privilege.**

### CLAIMS and WARRANTIES:

All claims must be made within 72 hours of delivery. Any plant returned must be received in good condition within the claim period. **All returns are subject to a 20% restocking fee.** Plants are offered subject to prior sale, no warranty expressed or implied. We do not guarantee survivability of any plant. We strive to insure plants are true to name and in good condition when received. Any plants that prove otherwise will be replaced or purchase price credited. In no case are we responsible for more than the original purchase price of stock sold.

### HOLD and SPECIAL ORDERS:

Orders may be held for up to 14 days with a 25% non-refundable down payment. Orders requiring more than 14 days are subject to a 10% per week maintenance fee. All orders held will receive and purchasers will accept originally held stock. No substituting at time of pick-up or delivery. All special orders or custom orders, need to be arranged on an individual basis. Fees will be based on the specific needs of both parties. This will require a signed contract.



# Delivery and Will Call Information

## Minimum Order:

Perennial Favorites provides deliveries as long as a minimum order of \$1,000.00 is met.

## Delivery Schedule:

**MONDAY:** Areas outside of the primary delivery schedule. Call your sales rep for more details.

Monday Order Deadline is the Thursday before delivery.

**TUESDAY DELIVERIES:** Salt Lake, Davis , and Summit Counties.

Tuesday Order Deadline is Sunday.

**WEDNESDAY DELIVERIES:** Eastern Idaho (I-15 Corridor) and Wyoming.

Wednesday Order Deadline is Monday.

**THURSDAY DELIVERIES:** Salt Lake, Davis, and Utah Counties.

Thursday Order Deadline is Tuesday.

**FRIDAY DELIVERIES:** Weber, Box Elder and Cache Counties. Western Idaho (I-84 Corridor).

Friday Order Deadline is Wednesday.

**SATURDAY:** CLOSED/BY APPOINTMENT ONLY

**SUNDAY:** CLOSED

ANY OUTLYING AREAS NOT LISTED PLEASE CALL FOR DELIVERY SCHEDULE

## Additional Charges and Fees:

All deliveries are subject to a delivery charge specific to the area of delivery. Deliveries are made on a regularly scheduled basis. Those requiring special timing will be charged an additional fee.

Any delivery requiring more than unloading in one area close to our truck will be charged an additional fee (\$100 per hour).

Landscape deliveries to a job site are subject to an additional charge. Deliveries outside our normal delivery route will need to be pre-arranged both for timing and charges.

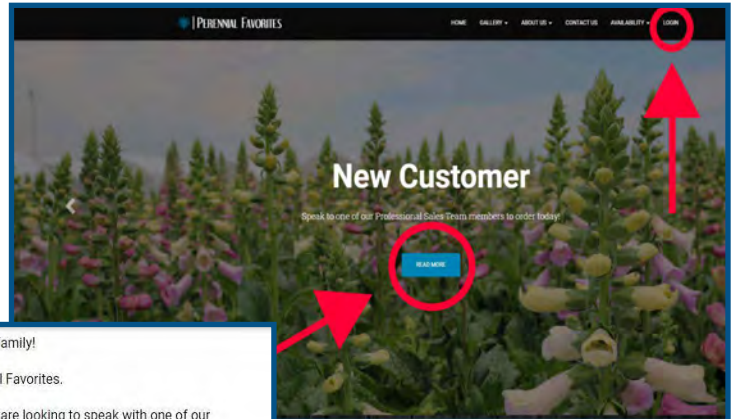
## Walk-ins:

There **will not** be any walk-ins the **Month of May**. **Will-call orders need to be made at least 24 hours in advance and picked up between 8:00 a.m. and 4:00 p.m Monday-Friday** (closed weekends and holidays). Because of safety issues, please do not bring children or pets. Clients are to be accompanied by a representative they are doing business with.




# USING OUR WEBSITE

Visit our website at  
[www.perennialfavorites.com](http://www.perennialfavorites.com)  
to get information on the current  
availability, hot picks, variety database,  
and much more.



## Not a Customer?

Would you like to be? Click the 'New Customer' link on the home page to fill out our form to start placing orders!



Hello from the Perennial Favorites Family!

Thanks for your interest in Perennial Favorites.

Please fill out the form below if you are looking to speak with one of our fantastic sales team members. They can also be reached at the following:

**Ken Cox**  
Eastern Sales Territory  
[ken@perennialfavorites.com](mailto:ken@perennialfavorites.com)  
801-784-6221

**Dane Horrocks**  
Wasatch Front Sales Territory  
[dane@perennialfavorites.com](mailto:dane@perennialfavorites.com)  
801-784-6221

**Brendon King**  
Western Sales Territory  
[brendon@perennialfavorites.com](mailto:brendon@perennialfavorites.com)  
801-447-2017

**Debbie Robins**  
In Office Sales  
[debbie@perennialfavorites.com](mailto:debbie@perennialfavorites.com)  
801-784-6216

When you're ready to join our family please fill out the New Customer Account form at the bottom of the page. If you have any questions please email [sales@perennialfavoritesnursery.com](mailto:sales@perennialfavoritesnursery.com).

Thanks,  
The Perennial Favorites Sales Team!

**Fill out this form to reach our Sales Team:**

Name \*

Email \*

Phone Number

Message \*

## Weekly Availability Mailing List

Sign up for our weekly 'Availability and Hot Picks' mailing list to stay up to date with our availability and what looks great currently!

**Availability**

SIGN UP FOR OUR WEEKLY AVAILABILITY LIST!

FIRST NAME

LAST NAME

Your email address

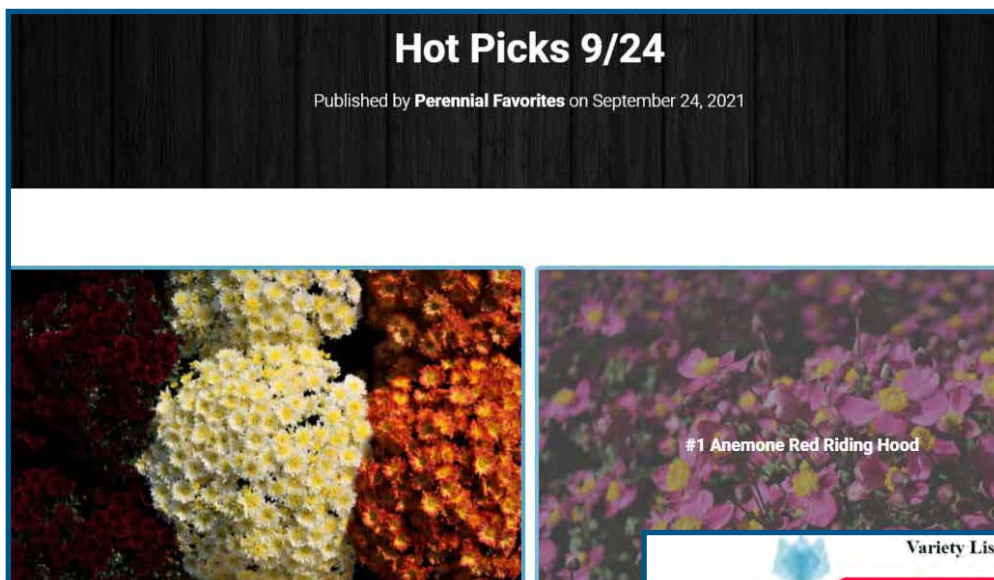
[SIGN UP HERE](#)

At the bottom of our site's home page you'll find the sign-up form that's quick and easy. We update our hot picks every Friday. You can unsubscribe at any point.

# HOT PIC'S

Every Friday we update our current availability and choose a selection of varieties we that are looking great. There's also an excerpt from botanist Bill Varga included that

can range anywhere from gardening tips, plant history, and sometimes just a funny story from his experiences. Subscribe to stay up to date and see what's hot and upcoming!




# PLANT DATABASE

Use our website to research specific varieties or to easily and quickly place an order on our real-time availability page. Our online

database has detailed information on the more than 2,400 varieties we grow. This user-friendly site is also praised for its fast and simple flow process. Simply use our filters to narrow your search. Or, if you know the exact variety you're looking for, type it into the search box.




**Echinacea purpurea 'Prairie Splendor'**  
*Coneflower*



Daisy-type flowers. The petal rays droop from the large conical crown. Coneflower prefers moderate to slightly dry conditions. Deer resistant. Use for dry flowers and cut flowers. Blooms summer to fall.

Large rose pink flowers are produced for an extra long time. Starting about two weeks before the species and extending into fall, these shorter Coneflowers are more compact and contained.

**Color:** Purple  
**Zone:** 3  
**Height:** 18-24"  
**Width:** 18-24"  
**Exposure:**  
**#1 Item Price:** \$4.05  
**Attributes:**



Upon clicking the 'info' button you'll be taken to a more detailed page about that variety. Including what bloom color, preferred zone, estimated size, if it attracts wildlife, and a photo.



# PLACING ORDERS

Online ordering is the fastest and easiest way to check out our availability and reserve the plants you need. With our simple to use order guide, pictures, and live quantities available. We're sure you will love it as much as we do. Here's 6 simple steps to help you get online and get orders submitted.

## STEP 1

Visit our site at [www.perennialfavorites.com](http://www.perennialfavorites.com) and login. From there you can finish any incomplete orders or begin fresh with a new order.

## PERENNIAL FAVORITES

### User Login

Username:	<input type="text" value="guest"/>
Password:	<input type="password" value="*****"/>
<input type="button" value="Login"/>	
<a href="#">Perennial Favorites Home</a>	

To view our plant database, please login using your **User Name** and **Password** or login as "guest" with the password "guest".

For login problems/questions or technical issues, please call 800-966-8049.

### Main Menu

Monday, August 02, 2021

12:36:41 PM

Hello [p3r3nnial](#)

[User Profile](#) [Downloads](#)

You have [Incomplete Orders](#)

Choose option	<input type="button" value="View Variety List"/>
Availability	<input type="button" value="View Availability List"/>
Orders	<input type="button" value="View Orders"/>
Choose a report	<input type="button" value="View Reports"/>

## STEP 2

Begin your order by clicking the 'View Orders' or 'Availability List' buttons and then 'Create New'. Choose either 'Delivery or Pick up' and then the date that you would like it to be ready on (for pick up). Then browse our current availability.

### Order History

[Log Out](#)

You have [Incomplete Orders](#)

[Main Menu](#) [Create New](#)

Year Month Day Status Search

#### Incomplete Orders

Order Number	Ship Date	P.O. Number	Job Reference
<a href="#">55315</a>	2021-12-31		1-J&J Shade Pots
<a href="#">55318</a>	2021-12-31		1-J&J Sun Pots
<a href="#">55319</a>	2021-12-31		2-J&J Sun Pots
<a href="#">55321</a>	2021-12-31		2-J&J Shade Pots
<a href="#">55322</a>	2021-12-31		3-J&J Sun Pots
<a href="#">55323</a>	2021-12-31		3a-J&J Shade Pots
<a href="#">55325</a>	2021-12-31		3b-J&J Shade Pots
<a href="#">55644</a>	2021-12-31		Riverside

#### Submitted Orders

Order Number	Ship Date	P.O. Number	Job Reference
<a href="#">55340</a>	2021-12-31	Denver Botanicals	Denver Botanicals
<a href="#">55481</a>	2021-12-31		J & J Shade Patio Pots

#### Shipped Orders

Order Number	Ship Date	P.O. Number	Job Reference
<a href="#">55786</a>	2021-12-01	The Plant Shed	Shannon
<a href="#">55752</a>	2021-11-12	Antonio	
<a href="#">55690</a>	2021-11-01	Antonio	
<a href="#">55509</a>	2021-10-07		Wasatch Reflections
<a href="#">55520</a>	2021-10-07		
<a href="#">55495</a>	2021-10-05	Antonio	
<a href="#">55464</a>	2021-10-01		Adam

## Enter Date

Choose the requested date for delivery or pick-up

Date:  (year-mo-da)

Current Availability (printable versions)

<input type="button" value="HTML"/>	<input type="button" value="Excel"/>	<input type="button" value="PDF"/>
<input type="button" value="Choose"/>	<input type="button" value="Choose"/>	<input type="button" value="Choose"/>



## STEP 3

First choose what Version you'd like to filter the Availability list by. There are three options for the Version or Plant Grade: 'Retail', 'Landscape', or 'Full'. Retail Quality consists of plants that are in their prime and ready to be displayed and sold. Landscape quality consists of a plant material that is healthy and ready to be planted but not quite up to retail quality standards. Full includes every item available regardless of plant grade.

[Log Out](#)

### Retail Availability

[Review Order](#)   [Main Menu](#)

Perennial Favorites

**Ship Date:** 2021-12-03 (year-mo-da)  
**Category:** Choose Category ▾  
**Version:** Retail ▾  
**Search**

Retail  
Landscape  
Full

 X

Total \$154.80

#### #1 Perennial

Flat Qty	Flats Available	Variety	Bloom Stage	Plant Stage	Price per Pot	Total
3	29	<a href="#">Achillea hybrid Desert Eve Series 'Red Improved' Yarrow -30°</a>	CRK	RET	\$4.05	\$72.90
	25	<a href="#">Achillea hybrid Desert Eve Series 'Terracotta' Yarrow -30°</a>		RET	\$4.05	
	22	<a href="#">Achillea hybrid Desert Eve Series 'Yellow' Yarrow -30°</a>	BUD	RET	\$4.05	
	4	<a href="#">Achillea millefolium New Vintage Series 'Red' Yarrow -30°</a>	BUD	RET	\$4.05	
	26	<a href="#">Achillea millefolium New Vintage Series 'Rose' Yarrow -30°</a>	BUD	RET	\$4.05	
	34	<a href="#">Achillea millefolium New Vintage Series 'Violet' Yarrow -30°</a>		RET	\$4.05	
2	38	<a href="#">Agastache aurantiaca 'Coronado' Hyssop, Hummingbird Mint -30°</a>	BLM	RET	\$4.55	\$54.60
	9	<a href="#">Agastache cana 'Sonoran Sunset' Hyssop, Hummingbird Mint -30°</a>	BLM	RET	\$4.55	
	56	<a href="#">Agastache hybrid 'Coronado Red (Pstessene)' Hyssop, Hummingbird Mint -30°</a>	BUD	RET	\$4.55	
1	34	<a href="#">Agastache hybrid Kudos Series 'Ambrosia' Hyssop, Hummingbird Mint -30°</a>	BUD	RET	\$4.55	\$27.30
		<a href="#">Agastache hybrid Kudos Series 'Coral' Hyssop, Hummingbird Mint -20°</a>	BLM	RET	\$4.55	

## STEP 4

Before making any selection, check the plant stage column and refer to the Key at the top of the page for a breakdown on what each term means. Once you've found the variety you're looking for, put the quantity of FLATS you'd like to order in the left-hand column; pay attention to the available flats column showing what are currently available. These are live inventory numbers and will change as you order. We ONLY DELIVER in full flat quantities.

KEY	
BLM	Blooming (buds are open with color showing)
CRK	Cracking (buds have color, possible open blooms)
BUD	Budding (buds are present, no color showing)
☆VN	Very Nice (must-have varieties for the week)
RET	Retail (available for display and sales)
LSCP	Landscape (healthy and ready for transplant)

## Flat Counts

#1 = 6 pots per flat  
 #2 = 2 pots per flat  
 3.5" = 18 pots per flat  
 4.25"/4.5" = 10 pots per flat

## STEP 5

Once you have finished selecting the varieties you would like on your order click the "Review" button. It will then take you to your "Order Summary" page for you to review the items you have selected and make any changes that you would like. You can also add comments in the text box provided that can include delivery instructions, plant quality concerns, wish list, etc. Also note that you can click on the "Continue Later" button that will save your order as is until you can come back and finish it. Please double check the quantity ordered columns (and make any additions or reduction) and then click on the "Proceed to Confirmation" button to go to the final step.

**Order Summary** Log Out

Add Item(s) Main Menu Save Changes Continue Later Proceed to Confirmation

Order Number: 54244  
Ship Date: 2021-08-02

Customer Comments: Put any comments here. I.E. special delivery instructions, gate codes, etc. 75/375 characters

#1 Perennial

<a href="#">remove</a>	Quantity Confirmed	Quantity Ordered	Additional Available	Item	Stage	Price	Extended Price
<input type="checkbox"/>	3	3	29	Achillea hybrid Desert Eve Series 'Red Improved' Yarrow	RET	\$4.05	\$72.90
<input type="checkbox"/>	2	2	38	Agastache aurantiaca 'Coronado' Hyssop, Hummingbird Mint	RET	\$4.55	\$54.60
<input type="checkbox"/>	1	1	34	Agastache hybrid Kudos Series 'Ambrosia' Hyssop, Hummingbird Mint	RET	\$4.55	\$27.30
	6.0	6.0	TOTALS				\$154.80

			Delivery Charge	0.00	\$0.00
	6.0	6.0	TOTAL		\$154.80

Save Changes Proceed to Confirmation

## STEP 6

On the Order Confirmation page choose if you'd like substitutions. If a crop isn't up to our quality standards at order pulling, we can find a suitable replacement or contact you directly for input. Choose shipment method and fill in the address. Click confirm and we'll send you a Confirmation E-mail immediately. You can check your order status at anytime on your "Order History" page from our Main Menu.

**Confirm Order**

Confirm order #54244 with the requested ship date of 2021-08-02 for ?

Allow Subs: ☒ Yes ☐ No \* Required Field

Shipment Method: ☒ Delivery ☐ Pick-up \* Required Field

Delivery Info:

Street Address: 247 S 3200 W

City: Layton

State: Utah

Zip Code: 84041

P.O. Number:

Job Reference:

Comments: Put any comments here. I.E. special delivery instructions, gate codes, etc.

☒ Send Email Confirmation to mail@perennialfavorites.com




















Cancel Confirm Order





























**Angelonia Summer Snapdragon** Spire-like blooms with willowesque green leaves. Vigorous, free branching. This heat lover blooms summer to frost with very low maintenance.

**Archangel Series (angustifolia)** Introduces exceptionally larger fragrant flowers that are glossy dark green with well-branched stems and foliage, medium-vigor habit. Thrives in extreme heat, humidity and drought. Excellent landscape performance.

























<b>'Blue Bicolor'</b> •Deep purple and soft lilac.	H12-14" W10-12"	Summer-Frost	   
<b>'Cherry Red'</b> •Cherry red	H12-14" W10-12"	Summer-Frost	   
<b>'Pink'</b> •Soft pink	H12-14" W10-12"	Summer-Frost	   
<b>'Purple'</b> •Dark purple	H12-14" W10-12"	Summer-Frost	   
<b>'White'</b> •White	H12-14" W10-12"	Summer-Frost	   

**Antirrhinum Snapdragon (SPRING AND FALL AVAILABILITY)** They are timeless centerpieces for fresh cut arrangements, baskets, and bouquets.

**Sonnet Series** Grows brilliant stalks filled with gorgeous, dense blooms. Plant in part shade in hot summer areas.

<b>'Burgundy' *SPRING AND FALL AVAILABILITY *</b> •Burgundy	H18-24" W10-12"	Spring-Summer	   
<b>'Mix' *SPRING AND FALL AVAILABILITY*</b> •Assorted burgundy, orange, pink, white and yellow.	H18-24" W10-12"	Spring-Summer	   
<b>'Orange Scarlet' *SPRING AND FALL AVAILABILITY*</b> •Dark orange with a yellow throat.	H18-24" W10-12"	Spring-Summer	   
<b>'Pink' *SPRING AND FALL AVAILABILITY*</b> •Medium pink	H18-24" W10-12"	Spring-Summer	   
<b>'White' *SPRING AND FALL AVAILABILITY*</b> •Bright white	H18-24" W10-12"	Spring-Summer	   
<b>'Yellow' *SPRING AND FALL AVAILABILITY*</b> •Bright yellow	H18-24" W10-12"	Spring-Summer	   

**Speedy Sonnet Series** Will bloom up to 3 weeks earlier in the spring compared to Sonnet Series for earlier spring color. Upright branching habit will produce a large amount of fragrant flowers.

<b>'Bronze' *SPRING AND FALL AVAILABILITY*</b> •Yellow/orange and pink.	H18-24" W8-12"	Early Spring-Fall	   
<b>'Crimson' *SPRING AND FALL AVAILABILITY*</b> •Dark crimson	H18-24" W8-12"	Early Spring-Fall	   
<b>'Mix' *SPRING AND FALL AVAILABILITY*</b> •Colorful mix of all the colors.	H18-24" W8-12"	Early Spring-Fall	   
<b>'Pink' *SPRING AND FALL AVAILABILITY*</b> •Pink	H18-24" W8-12"	Early Spring-Fall	   
<b>'White' *SPRING AND FALL AVAILABILITY*</b> •White	H18-24" W8-12"	Early Spring-Fall	   
<b>'Yellow' *SPRING AND FALL AVAILABILITY*</b> •Yellow	H18-24" W8-12"	Early Spring-Fall	   

# PREMIUM ANNUALS



PERENNIAL  
FAVORITES

**Argyranthemum *Maguerite Daisy*** A cool-season favorite for springtime gardens. Argyranthemum is a delightful, annual flower with large daisy-like blooms in bright springtime colors. In addition to its attractive blooms, dark green, fern-like foliage grows in a tight mound with a vigorous upright habit. Remove spent blooms to encourage reblooming.

<b>frutescens 'Butterfly Yellow' *New*</b> •Lemon yellow with a dark yellow eye.	H18-36" W12-20"	Spring-Fall	○ 🦋 🌵
<b>frutescens 'Honeybee White Butterfly' *New*</b> •Bright white with a yellow eye.	H23-25" W23-25"	Early Spring-Fall	○ 🦋

**Grandaisy Series** A new intergeneric hybrid that produces larger plants with flowers twice the size. Produces a tough, bushy compact plant with a mounded habit and is free flowering.

<b>'Dark Pink' *New*</b> •Pink with a dark pink eye zone.	H18-24" W18-24"	Early Spring-Summer	○ 🦋
<b>'Pink Halo' *New*</b> •Pink with a dark pink eye zone.	H18-24" W18-24"	Early Spring-Summer	○ 🦋
<b>'Red' *New*</b> •Red with a yellow eye zone.	H18-24" W18-24"	Early Spring-Summer	○ 🦋

## Bacopa; see Sutera

**Begonia** Great for summer flower beds, containers, and hanging baskets. Blooms from early summer to mid autumn, or until the first hard frost arrives.

**Baby Wing Series** Maintenance-free. Flowers earlier than Dragon Wing, with continuous color and small dragon wing-shaped leaves. Season-long performance in landscapes and containers. Extremely heat tolerant and handles stressful conditions well.

<b>'Bicolor'</b> •Light orange with an off-white center.	H12-15" W12-18"	Early Summer-Frost	◐ ●
<b>'Pink'</b> •Pink	H12-15" W12-18"	Early Summer-Frost	◐ ●
<b>'White'</b> •White	H12-15" W12-18"	Early Summer-Frost	◐ ●

**Dragon Wing Series** Unique glossy, wing-shaped leaves. Great branching with a dense habit. Spectacular in hanging baskets, large containers and commercial landscape plantings.

<b>'Pink'</b> •Pink	H12-15" W16-20"	Early Summer-Frost	◐ ●
<b>'Red'</b> •Red	H12-15" W16-20"	Early Summer-Frost	◐ ●

**Megawatt Series** These are Mega Big! Striking, non-stop flowers keep the bigger-than-life Begonias covered in huge color. Sturdy flower stems hold the flowers above the foliage for a superior color show. These plants tolerate drier periods between watering and don't need to be deadheaded.

<b>'Pink Bronze Leaf'</b> •Pink with dark foliage.	H20-28" W16-24"	Spring-Frost	◐ ●
<b>'Pink Green Leaf'</b> •Pink flowers with bright green foliage.	H20-28" W16-24"	Spring-Frost	◐ ●
<b>'Red Bronze Leaf'</b> •Red with dark foliage.	H20-28" W16-24"	Spring-Frost	◐ ●
<b>'Red Green Leaf'</b> •Red flowers with bright green foliage.	H20-28" W16-24"	Spring-Frost	◐ ●

**Nonstop Series** Forms neat plants with green foliage and double flowers. They are sturdy bloomers that add a bright spark, even in partial shade or low levels of sunlight.

<b>'Deep Rose'</b> •Deep rose-pink	H8-12" W12-16"	Mid Spring-Frost	◐ ●
<b>'Fire' *New*</b> •Continuously produces magnificent full double flowers.	H8-12" W12-14"	Late Spring-Frost	◐ ●
<b>'Orange'</b> •Orange	H8-12" W12-16"	Mid Spring-Frost	◐ ●





<b>'Red'</b> •Red	H8-12" W12-16"	Mid Spring-Frost	● ●
<b>'White'</b> •White with buttery yellow centers.	H8-12" W12-16"	Mid Spring-Frost	● ●
<b>'Yellow'</b> •Yellow	H8-12" W12-16"	Mid Spring-Frost	● ●

**Tophat Series** Great for summer flower beds, container and hanging baskets. Biggest blooms and finishes at least one week earlier than other Begonias.

<b>'Red' *New*</b> •Red with a brush of white eye zone and yellow stamens.	H16-20" W 20-24"	Spring-Fall	● ●
<b>'White' *New*</b> •White with yellow stamens.	H16-20" W 20-24"	Spring-Fall	● ●

**Bidens Tickseed** Very floriferous with large flowers and a compact habit. Vigorous, heat tolerant plants. Use in baskets, containers, or in the landscape. Self-cleaning, no deadheading necessary, ever-blooming. Drought tolerant once established but water regularly for maximum flower output. Has an upright, mounding habit.

<b>ferulifolia 'Golden Empire' *New*</b> •Daisy-like bright yellow flowers with a yellow center. Green foliage.	H12-14" W10-14"	Early Summer-Frost	○ ● ●
<b>ferulifolia 'Timeless Blazing Glory' *New*</b> •Yellow blooms with red-orange tips.	H12-14" W10-14"	Spring-Summer	○ ● ●
<b>ferulifolia 'Yellow Crown' *New*</b> •Bright solid yellow.	H8-14" W12-20"	Early Summer-Late Fall	○ ● ●
<b>'White Delight'</b> •Large daisy-like bright white flowers with a yellow center over delicate green foliage.	H10-14" W14-16"	Early Summer-Frost	○ ● ●

**Brassica Flowering Kale/Cabbage** Ornamental cabbages and kales are grown primarily as foliage plants for their intensely colored leaves rather than as vegetables. These plants were developed for ornamental use without regard to taste. Ornamental cabbage typically develops large rosettes of broad flat leaves and ornamental kale typically develops curly, ruffled leaves in a tight rosette. Leaf colors are usually quite showy, including white/cream, pink, rose, red and purple.

**Feather Leaf Type** Medium height with feathered leaves that are finely serrated or deeply notched. A larger head is supported by a thick, sturdy stem.

<b>oleracea 'Coral Prince'</b> •Green with white center.	H8-12" W8-12"	Color appears with cooler temperatures	○ ●
<b>oleracea 'Coral Queen'</b> •Green with red center.	H8-12" W8-12"	Color appears with cooler temperatures	○ ●

**Fringed Leaf Type** Compact round heads are finely fringed or ruffled.

<b>oleracea 'Glamour Red'</b> •Green with a bright red center.	H8-12" W10-12"	Color appears with cooler temperatures	○ ●
<b>oleracea 'Nagoya Red'</b> •Silver-blue with a red center.	H8-12" W14-18"	Color appears with cooler temperatures	○ ●
<b>oleracea 'Nagoya Rose'</b> •Silver-blue with a rose center.	H8-12" W14-18"	Color appears with cooler temperatures	○ ●
<b>oleracea 'Nagoya White'</b> •Silver-blue with a white center.	H8-12" W14-18"	Color appears with cooler temperatures	○ ●

**Round Leaf Type** Compact plants have uniformly round shapes and solid heads with slightly waved leaves.

<b>oleracea 'Pigeon Pink' (Victoria)</b> •Green with cream and pink center.	H8-12" W12-14"	Color appears with cooler temperatures	○ ●
<b>oleracea 'Pigeon Purple'</b> •Green with purple center.	H8-12" W12-14"	Color appears with cooler temperatures	○ ●
<b>oleracea 'Pigeon Red'</b> •Green with red center.	H8-12" W12-14"	Color appears with cooler temperatures	○ ●
<b>oleracea 'Pigeon White'</b> •Green with white center.	H8-12" W12-14"	Color appears with cooler temperatures	○ ●

# PREMIUM ANNUALS



PERENNIAL  
FAVORITES

**Calendula *Marigolds*** Fantastic performer and habit. Continual blooming without deadheading. Can handle temperatures to 25° without damaging the plant or blooms. Native to the Mediterranean region, it now grows worldwide as an ornamental plant.

**Cheers Series** Heat and cold tolerant with large flowers and has a compact growth habit. They are tolerant to powdery mildew and have a semi-trailing habit.

'Tangerine' *New* •Orange	H10-14" W13-16"	Summer-Frost	○ ● ☼
'Yellow' *New* •Yellow	H10-14" W13-16"	Summer-Frost	○ ● ☼

**Calibrachoa** These plants produce flowers that look like small petunias. These plants are prolific bloomers that produce hundreds of 1" wide flowers from spring to frost. Does not do well in high Ph soils.

**Aloha Volcano Series** Semi-upright growing habit with uniform flowers. Very similar to the normal Alohas; the major difference is the flower patterns. They are all bicolor star shaped variants creating very unique coloration.

'Gold' *New* •Gold with red veins, and yellow throat.	H6-12" W12-18"	Spring-Frost	○ ● ☼
'Neon' •Hot pink with white edges.	H6-12" W12-18"	Spring-Frost	○ ● ☼
'Pink' •Dark pink with white edges.	H6-12" W12-18"	Spring-Frost	○ ● ☼
'Sunset' •Light pink with cream stripes.	H6-12" W12-18"	Spring-Frost	○ ● ☼

**Bloomtastic Series** This series is the most vigorous of the Dummen line.

'Chili Pepper' *New* •Red with a dark center.	H6-8" W8-12"	Spring-Frost	○ ● ☼
'Pink Flare' *New* •Pink with a dark pink center and a yellow star throat.	H6-8" W8-12"	Spring-Frost	○ ● ☼
'Purple' *New* •Purple with a dark eye.	H6-8" W8-12"	Spring-Frost	○ ● ☼
'Rose Quarts' *New* •Pink with a dark eye zone and yellow throat.	H6-8" W8-12"	Spring-Frost	○ ● ☼
'Serenity' *New* •Light purple with a dark purple eye zone and yellow throat.	H6-8" W8-12"	Spring-Frost	○ ● ☼

**Cabaret Series** Early flowering with high uniformity of habit and excellent garden performance.

'Bright Red' Crimson flowers with yellow throats cover these full, trailing plants. They are self-cleaning, so they stay neat and tidy all season.	H6-10" W10-12"	Early Spring-Late Summer	○ ☼
'Bright White' •Compact, well-branched, trailing annual of brilliant white flowers adorned with a yellow throat from late spring to the first frost.	H6-10" W10-12"	Early Spring-Late Summer	○ ☼
'Deep Yellow' •Produces a mass of bright deep yellow blooms cover these full, trailing plants. They are self-cleaning.	H6-10" W10-12"	Early Spring-Late Summer	○ ☼
'Good Night Kiss' *New* •Two-toned dark pink with a yellow star throat.	H6-10" W10-12"	Early Spring-Late Summer	○ ☼
'Lavender' •Best performing. Produces a mass of bright blooms that cover trailing plants. They are self-cleaning.	H6-10" W10-12"	Early Spring-Late Summer	○ ☼
'Light Pink Kiss' •A light pink bicolor with deep pink eye-zone and yellow throat.	H6-10" W10-12"	Early Spring-Late Summer	○ ☼
'Midnight Blue' •New "true blue" color offers early flowering. Self cleaning.	H6-10" W10-12"	Early Spring-Late Summer	○ ☼
'Neon Rose' •Brighter color and earlier to flower. Dark pink. Self cleaning.	H6-10" W10-12"	Early Spring-Late Summer	○ ☼

**LEGEND:** ☼=Pollinator • ✂=Cut Flower • ☼=Drought Resistant • 🦌=Deer Resistant  
▲=Native/Waterwise • ○=Full Sun • ☼=Part Sun • ●=Full Shade • H=Height • W=Width





<b>'Orange'</b> • Blooms early and maintains blooms throughout the Summer and Fall. Orange shades. Self cleaning.	H6-10" W10-12"	Early Spring-Late Summer	○ 🦋
<b>'Pink'</b> • Pretty dark pink with a white throat.	H6-10" W10-12"	Early Spring-Late Summer	○ 🦋
<b>'Pink Star' *New*</b> • Bright pink with yellow star and red throat.	H6-10" W10-12"	Early Spring-Late Summer	○ 🦋
<b>Cannaceae <i>Canna Lily</i></b> Single flowers clustered in terminal spikes. Dwarf and well-branched. Day length neutral.			
<b>Cannova Series (x generalis)</b> The earliest flowering cannas on the market. Their robust growth and extensive branching ensures a large amount of flowering. Single flowers. Heat tolerant and easy-to-grow with a compact, upright form.			
<b>'Bronze Orange'</b> • Bronze foliage with dark orange flowers.	H30-48" W14-20"	Early Summer- Frost	○ ✂
<b>'Bronze Scarlet'</b> • Burgundy foliage with scarlet flowers.	H30-48" W14-20"	Early Summer- Frost	○ ✂
<b>'Mango'</b> • Blush-pink flowers.	H30-48" W14-20"	Early Summer- Frost	○ ✂
<b>'Orange Shades'</b> • Nearly-florescent orange flowers.	H30-48" W14-20"	Early Summer- Frost	○ ✂
<b>'Red Shades'</b> • Deep red flowers.	H30-48" W14-20"	Early Summer- Frost	○ ✂
<b>'Rose'</b> • Deep rose flowers.	H30-48" W14-20"	Early Summer- Frost	○ ✂
<b>'Yellow'</b> • Deep yellow flowers.	H30-48" W14-20"	Early Summer- Frost	○ ✂
<b>Capsicum <i>Ornamental Pepper</i></b> The plants bear brightly colored fruits in vivid shades of yellow, red, orange and even purple. The fruits are green initially, and attain their mature colors with time. The fruits appear in later summer through fall on dark, shiny, compact foliage. <b>Fall Availability</b>			
<b>annuum 'Black Pearl'</b> • Black foliage with red fruit.	H18-24" W12-16"	Late Summer-Frost	○ ◐
<b>annuum 'Coba'</b> • Red to black.	H6" W6"	Late Summer-Frost	○ ◐
<b>annuum 'Harlequin'</b> • Yellow, purple, and red.	H6-12" W4-8"	Late Summer-Frost	○ ◐
<b>annuum 'Joker'</b> • White and red.	H4-8" W4-8"	Late Summer-Frost	○ ◐
<b>annuum 'Paracho'</b> • Black and bronze.	H6-12" W4-8"	Late Summer-Frost	○ ◐
<b>annuum 'Purple Flash'</b> • Leaves are almost black with flashes of bright purple. The fruit is dark purple.	H13-15" W19-21"	Late Summer-Frost	○ ◐
<b>annuum 'Red Missile'</b> • Yellow, orange, and red.	H6-12" W4-8"	Late Summer-Frost	○ ◐
<b>annuum 'Santa'</b> • Purple and red.	H4-8" W4-8"	Late Summer-Frost	○ ◐
<b>annuum 'Uchu'</b> • Variegated foliage with white to red fruit.	H6-12" W6-12"	Late Summer-Frost	○ ◐
<b>annuum 'Wicked'</b> • Dark purple to red fruit.	H6-12" W6-12"	Late Summer-Frost	○ ◐

# PREMIUM ANNUALS



PERENNIAL  
FAVORITES

## **CapsicumAcapulco Series (annuum)** Compact growth and excellent outdoor performance.

<b>'Multicolor'</b> •Colorful, waxy elongated peppers that change as they mature to colors of red, orange, yellow and purple are produced.	H6-12" W6-12"	Late Summer-Frost	○ ●
<b>'Orange'</b> •Purple and orange.	H6-12" W6-12"	Late Summer-Frost	○ ●
<b>'Purple'</b> •Purple and red.	H6-12" W6-12"	Late Summer-Frost	○ ●
<b>'Red'</b> •Red and purple.	H6-12" W6-12"	Late Summer-Frost	○ ●
<b>'Yellow'</b> •Yellow and lime green.	H6-12" W6-12"	Late Summer-Frost	○ ●

## **Hot Pops Series (annuum)** Uniform rounded spicy fruit. Good for an accent plant in a hot location.

<b>'Yellow' *New*</b> •Yellows with some oranges and reds.	H4-5" W6-8"	Late Summer-Frost	○ ●
---	----------------	-------------------	-----

## **Mambo Series (annuum)** Uniform and compact with long, rounded fruit held above its foliage. Extreme heat tolerance.

<b>'Purple Orange'</b> •Purple and orange.	H4-6" W10-12"	Late Summer-Frost	○ ●
<b>'Purple Red'</b> •Purple and red.	H4-6" W10-12"	Late Summer-Frost	○ ●

## **Samba Series (annuum)** Densely branched stem structure and abundant colorful fruit.

<b>'Dark Orange'</b> •Dark orange.	H6-12" W6-12"	Late Summer-Frost	○ ●
<b>'Red'</b> •Red	H6-12" W6-12"	Late Summer-Frost	○ ●
<b>'Yellow'</b> •Yellow	H6-12" W6-12"	Late Summer-Frost	○ ●

## **Santos Series (annuum)** Densely branched stem structure and abundant colorful fruit.

<b>'Flare'</b> •This variety starts white with a bit of purple then turns into a light orange, like a flame.	H4-8" W4-8"	Late Summer-Frost	○ ●
<b>'Orange'</b> •Orange and green.	H4-8" W4-8"	Late Summer-Frost	○ ●

## **Celosia Cockscomb (SUMMER AVAILABILITY ONLY)** One of the most eye-catching annuals in the garden. The three types of celosia are easily distinguishable from each other. They are plumes, crests, or spikes. They can range in size from dwarf varieties that only grow 4-6" high to vigorous types over 3' tall.

<b>plumosa 'Dragon's Breath'</b> •Green-red foliage with blazing red, long lasting flowers. Likes heat, humidity and infrequent watering.	H18-24" W12-16"	Summer-Frost	○
--	--------------------	--------------	---

## **Ice Cream Series (plumosa)** Heat-resistant, long-lasting series. Early and well-branched with large flower spikes. Works well in planters and gardens.

<b>'Cherry' *SUMMER AVAILABILITY ONLY*</b> •Large carmine-red feathery plumes.	H8-12" W6-10"	Summer-Frost	○
<b>'Mix' *SUMMER AVAILABILITY ONLY*</b> •Assorted red, light orange, orange, and pink.	H8-12" W6-10"	Summer-Frost	○
<b>'Orange' *SUMMER AVAILABILITY ONLY*</b> •Large, dark orange feathery plumes.	H8-12" W6-10"	Summer-Frost	○
<b>'Pink' *SUMMER AVAILABILITY ONLY*</b> •Large pink flower heads on well branched plants.	H8-12" W6-10"	Summer-Frost	○
<b>'Yellow' *SUMMER AVAILABILITY ONLY*</b> •Early and well-branched with large tight yellow flower spikes.	H8-12" W6-10"	Summer-Frost	○





**Coleus (Solenostemon)** Coleus are quite striking when they are planted in a container or grown as a house plant. By removing the flower spikes as they develop, and keeping the plant pinched back, Coleus can be kept growing well past the season.

<b>'Beauty of Lyon'</b> •Burgundy veins with an orange center and green edge.	H12-18" W12-16"	Summer-Frost	○ ● ●
<b>'Dark Star'</b> •Velvety dark purple with serrated leaves on a compact plant. Slow growing but sturdy.	H10-14" W12-24"	Summer-Frost	○ ● ●
<b>'Dipt in Wine'</b> •Burgundy with chartreuse edges and maroon undertones.	H12-18" W12-18"	Summer-Frost	○ ● ●
<b>'Fishnet Stockings'</b> •Burgundy with green splotches.	H24-26" W12-24"	Summer-Frost	○ ● ●
<b>'Gay's Delight'</b> •Lime with burgundy veins.	H10-18" W14-18"	Summer-Frost	○ ● ●
<b>'Glennis'</b> •Cream, green, and burgundy.	H10-16" 12-18"	Summer-Frost	○ ●
<b>'Kingswood Torch'</b> •Magenta with gold edges.	H12-18" W12-16"	Summer-Frost	○ ● ●
<b>scutellarioides 'Chocolate Covered Cherry'</b> •Chocolate with a cherry center.	H12-18" W10-12"	Summer-Frost	○ ● ●
<b>scutellarioides 'Henna'</b> •Green with coppery burgundy.	H22-28" W14-16"	Summer-Frost	● ●
<b>scutellarioides 'Redhead'</b> •Bright red with serrated leaves.	H18-24" W16-28"	Summer-Frost	○ ● ●
<b>scutellarioides 'Red Ruffles'</b> •Red with black splotches.	H18-24" W16-28"	Summer-Frost	○ ● ●
<b>scutellarioides 'Wasabi'</b> •Deeply serrated, chartreuse leaves. Durable and sun tolerant.	H18-30" W8-16"	Summer-Frost	○ ● ●

**Flame Thrower Series** Stunning colors and patterns for full sun and shade.  
Versatile, premium varieties are very late to never flowering. Low-maintenance, high-impact plants are perfect for large pots and landscaping. Serrated leaves.

<b>'Chipotle' *New*</b> •Fine cut leaves of chartreuse green with dark red centers.	H12-18" W16-18"	Summer-Frost	○ ● ●
<b>'Chili Pepper'</b> •Chartreuse, yellow and maroon leaves.	H12-18" W16-18"	Summer-Frost	○ ● ●
<b>'Habanero'</b> •Dark orange	H12-18" W16-18"	Summer-Frost	○ ● ●
<b>'Salsa Roja'</b> •Burgundy-red	H12-18" W16-18"	Summer-Frost	○ ● ●
<b>'Salsa Verde'</b> •Chartreuse-green	H12-18" W16-18"	Summer-Frost	○ ● ●
<b>'Serrano'</b> •Bicolor burgundy with bright yellow edges.	H12-18" W16-18"	Summer-Frost	○ ● ●

**Great Falls Series** New trailing Coleus series with controlled vigor. Colorful, bold foliage that is excellent for mixed combinations and ground cover applications.

<b>'Angel'</b> •Heart-shaped dark pink in the center with a thin dark maroon band, edged in bright green.	H8-12" W6-10"	Summer-Frost	● ●
<b>'Iguazu'</b> •Small dark pink center with a thick dark maroon band, edged in bright green.	H8-12" W6-10"	Summer-Frost	● ●
<b>'Yosemite'</b> •Small leaved, chartreuse foliage with lemon yellow center and a splash of cherry veining.	H8-12" W6-10"	Summer-Frost	● ●

# PREMIUM ANNUALS



PERENNIAL  
FAVORITES

**Coleus Kong Series** This Coleus has giant leaves with unique color patterns. Colors are more intense in full shade.

<b>'Lime Sprite'</b> •Lime with burgundy centers.	H18-20" W14-18"	Summer-Frost	●●○
<b>'Mosaic'</b> •Green, red, and cream mix.	H18-20" W14-18"	Summer-Frost	●●○
<b>'Red'</b> •Pink with a red band and green edge.	H18-20" W14-18"	Summer-Frost	●●○
<b>'Rose'</b> •Red with a chartreuse edge.	H18-20" W14-18"	Summer-Frost	●●○
<b>'Salmon Pink'</b> •Pink with mahogany band and lime green edge.	H18-20" W14-18"	Summer-Frost	●●○

**Main Street Series** Remarkable colors across the entire series. With medium vigor, all Main Street Coleus varieties are good combination partners, and are perfect in landscapes, even in the shade.

<b>'Beale Street'</b> •Deep red foliage that holds its color extremely well in the garden. The rich color doesn't fade, bleach or get spotty as the season moves into late summer. The lush, bushy plant grows uniformly.	H24-36" W24-36"	Summer-Frost	○●●
<b>'Chartres Street'</b> •Vibrant lime-green foliage.	H12-18" W12-18"	Summer-Frost	○●●
<b>'Fifth Avenue'</b> •Mahogany serrated pointy leaves with a hot pink center and a lime green edge on a upright bushy habit. Prefers more shade than sun.	H12-16" W6-12"	Summer-Frost	○●●
<b>'La Rambla'</b> •Heavily textured, green foliage with dark maroon veining and flashes of bright pink along the midrib.	H16-36" W18-24"	Summer-Frost	○●●
<b>'Riverwalk'</b> •Vibrant light lime-green with chartreuse veining.	H18-20" W12-18"	Summer-Frost	○●●
<b>'Wall Street'</b> •Bold coppery orange with dark veining and serrated edges.	H12-20" W12-18"	Summer-Frost	○●●

**Stained Glassworks Series** This series offers sun tolerance and flamboyant foliage. Color intensity increases with sunlight. Spikes of blue flowers appear whenever temperatures are warm.

<b>'Defiance'</b> •Red with a yellow edge.	H12-14" W18-24"	Summer-Frost	○●●
<b>'Trailing Plum' <i>Trailing Coleus</i></b> •Purple with bright pink veins.	H6-10" W14-18"	Summer-Frost	○●●
<b>'Wedding Train' <i>Trailing Coleus</i></b> •Burgundy with green edges.	H6-10" W18-24"	Summer-Frost	○●●

## Combination Containers

<b>Hanging Baskets Assorted Combinations (Fiber Containers)</b>	H6-12" W18-24"	Late Spring-Frost	○●
---	-------------------	-------------------	----

## Cosmos

**Cosmic Series** Stocky plants are well-branched and very free-flowering. Upright branching stems are lined with deeply divided, rich green, fern-like foliage. The stems are topped with numerous double and semi-double daisies.

<b>'Mix' *SUMMER AVAILABILITY ONLY*</b> •Assorted orange, red, and yellow.	H8-12" W12-18"	Summer-Frost	○
<b>'Orange' *SUMMER AVAILABILITY ONLY*</b> •Vibrant, orange flowers, up to 2" across.	H8-12" W12-18"	Summer-Frost	○
<b>'Red' *SUMMER AVAILABILITY ONLY*</b> •Bright scarlet double flowers, up to 2" across.	H8-12" W12-18"	Summer-Frost	○
<b>'Yellow' *SUMMER AVAILABILITY ONLY*</b> •Bright yellow double flowers, up to 2" across.	H8-12" W12-18"	Summer-Frost	○



**Cuphea** Masses of unique flowers shower these colorful plants over a long season. Thrives in heat, tolerates drought and attracts hummingbirds.

<b>igneus 'Blackberry Sparkler' *New*</b> •White flowers with red-black tips.	H18-24" W24-36"	Early Spring-Fall	☉ ☾ 🦋
<b>purpurea 'Firecracker'</b> •Compact with tubular flowers of scarlet petals and deep purple centers.	H10-14" W10-14"	Summer-Fall	☉ ☾ 🌿

**Dahlia** Dahlias have a compact, upright habit, that come from tissue-cultured stock for a more disease-free, uniform plant. Size varies up to 4' tall. Flowers are single or double. Plant in landscapes or containers. Generally grown as an annual, but tubers can be dug up after the first frost and stored over the winter.

**Hypnotica Series** Uniform flowering time all varieties. Grows large flowers on shorter stems, with heavy foliage.

<b>'Electric Pink'</b> •Bright pink	H12-18" W14-20"	Summer-Frost	☉ ☾ 🦋 ✂️ 🌿
<b>'Icarus'</b> •Large, yellow petals with wide red tips.	H12-18" W14-20"	Summer-Frost	☉ ☾ 🦋 🌿 ✂️
<b>'Lavender'</b> •Lavender	H12-18" W14-20"	Summer-Frost	☉ ☾ 🦋 ✂️ 🌿
<b>'Orange'</b> •Orange	H12-18" W14-20"	Summer-Frost	☉ ☾ 🦋 ✂️ 🌿
<b>'Red'</b> •Red	H12-18" W14-20"	Summer-Frost	☉ ☾ 🦋 ✂️ 🌿
<b>'Red Velvet'</b> •Dark red	H12-18" W14-20"	Summer-Frost	☉ ☾ 🦋 ✂️ 🌿
<b>'Rose Bicolor'</b> •Yellow with pink tips.	H12-18" W14-20"	Summer-Frost	☉ ☾ 🦋 ✂️ 🌿
<b>'Tequila Sunrise'</b> •Yellow with red tips.	H12-18" W14-20"	Summer-Frost	☉ ☾ 🦋 ✂️ 🌿
<b>'White'</b> •Solid white.	H12-18" W14-20"	Summer-Frost	☉ ☾ 🦋 ✂️ 🌿
<b>'Yellow'</b> •Bright yellow.	H12-18" W14-20"	Summer-Frost	☉ ☾ 🦋 ✂️ 🌿

**Mystic Series** Set apart from other Dahlia varieties by their fashionable, filigreed, deep mahogany to black foliage topped with vivid blooms. These are strong plants with a profusion of single blooms that do not require staking.

<b>'Dreamer'</b> •Soft pink and white striped blooms with an elegant dark central disk.	H18-32" W12-16"	Summer-Frost	☉ ☾ 🦋 ✂️ 🌿
<b>'Enchantment'</b> •Bright orange-red petals.	H18-32" W12-16"	Summer-Frost	☉ ☾ 🦋 ✂️ 🌿
<b>'Illusion'</b> •Bright yellow.	H18-32" W12-16"	Summer-Frost	☉ ☾ 🦋 ✂️ 🌿
<b>'Sparkler'</b> •Hot flamingo-pink.	H18-32" W12-16"	Summer-Frost	☉ ☾ 🦋 ✂️ 🌿
<b>'Spirit' *New*</b> •Burnt orange.	H18-32" W12-16"	Summer-Frost	☉ ☾ 🦋 ✂️ 🌿



# PREMIUM ANNUALS



PERENNIAL  
FAVORITES

**Dahlia XXL Series** All XXL varieties are just as their name suggests, very large-flowered with blooms boasting almost half a foot in diameter.

<b>'Baja Sol' *New*</b> •Orange and yellow bicolor petals.	H15-18" W12-18"	Summer-Frost	○ ● ✂ 🦌
<b>'Cancun' *New*</b> •Large red flowers.	H15-18" W12-18"	Summer-Frost	○ ● ✂ 🦌
<b>'Durango'</b> •Fully-double, bright yellow blossoms.	H14-20" W14-18"	Summer-Frost	○ ● ✂ 🦌
<b>'Ensenada' *New*</b> •Large pink flowers.	H15-18" W12-18"	Summer-Frost	○ ● ✂ 🦌
<b>'Hidalgo'</b> •Fully-double, coppery orange blossoms.	H14-20" W14-18"	Summer-Frost	○ ● ✂ 🦌
<b>'Sunset' *New*</b> •Coral pink petals emanate from a sunny yellow center.	H15-18" W12-18"	Summer-Frost	○ ● ✂ 🦌
<b>'Tabasco'</b> •Bright, reddish orange petals with yellow streaks.	H14-20" W14-18"	Summer - Frost	○ ● ✂ 🦌
<b>'Taxco'</b> •Fully-double, deep maroon blossoms.	H14-20" W14-18"	Summer-Frost	○ ● ✂ 🦌
<b>'Veracruz'</b> •Fully-double, white blossoms with pink tips.	H14-20" W14-18"	Summer-Frost	○ ● ✂ 🦌

## Dorotheanthus

<b>bellidiformis 'Mezoo Trailing Red'</b> •Red flowers with variegated foliage. Succulent and mat forming, it has a dense, prostrate, free-branching and spreading habit. Loves heat.	H3-6" W6-12"	Foliage Plant Summer-Frost	○ 🌵
--	-----------------	-------------------------------	-----

**Euphorbia** Clouds of airy flowers with green foliage and upright habit. Blooms summer to fall.

**Star Dust Series** A compact, mound forming with oval green leaves and excellent branching.

<b>'Super Flash' *New*</b> •White flowers that cover the plant all season.	H15-18" W12-18"	Late Spring-Fall	○ ●
<b>'White Flash' *New*</b> •Tiny white flowers. Does well in dry shade areas and under trees.	H15-18" W12-18"	Late Spring-Fall	○ ●

**Fuchsia** Wonderful flowers that bloom in the spring and continue throughout summer. Great in baskets and patio pots.

<b>'Firecracker' *New*</b> •Coral flowers clusters with grey-green and cream variegated leaves flushed pink and have pink undersides.	H12-36" W12-36"	Summer-Fall	● ● 🦌
<b>'Gartenmeister' *New*</b> •Coral-red.	H12-36" W12-36"	Summer-Fall	● ● 🦌

**Gazania (SUMMER AVAILABILITY ONLY)** Colorful sunrays burst atop leathery green leaves. Loves dry, sunny areas. Flowers close each night, to reopen at daybreak.

**Kiss Series (splendens)** Vigorous, uniformly mounded plants show off many flowers on short stems. Attractive foliage adds interest even when blooms are asleep. Plants love the heat and do great in borders, as a ground cover, in mixed containers and baskets.

<b>'Frosty Red' *SUMMER AVAILABILITY ONLY*</b> •Scarlet-red.	H8-10" W8-10"	Summer-Frost	○ 🌵 🦌
<b>'Frosty White Flame' *SUMMER AVAILABILITY ONLY*</b> •White-rose bicolor.	H8-10" W8-10"	Summer-Frost	○ 🌵 🦌
<b>'Mixed Colors' *SUMMER AVAILABILITY ONLY*</b> •Red, yellow, orange, white, and pink.	H8-10" W8-10"	Summer-Frost	○ 🌵 🦌

**LEGEND:** 🦌=Pollinator • ✂=Cut Flower • 🌵=Drought Resistant • 🦌=Deer Resistant  
▲=Native/Waterwise • ○=Full Sun • ◐=Part Sun • ●=Full Shade • H=Height • W=Width



<b>'Orange Flame' *SUMMER AVAILABILITY ONLY*</b> •Dark orange with light orange edges.	H8-10" W8-10"	Summer-Frost	○ ☕ ☹
<b>'Yellow' *SUMMER AVAILABILITY ONLY*</b> •Bright yellow flowers with yellow eye and bronze-tan spots.	H8-10" W8-10"	Summer-Frost	○ ☕ ☹
<b>Geranium</b> Easy to grow, colorful, and many add a lovely scent to the home.			
<b>Calliope Series Interspecific</b> Hybrid with zonal-type flowers and leaves. They have outstanding flower color and growth habit. It is a vigorous grower with a mounding to semi-trailing growth habit.			
<b>'Medium Crimson Flame'</b> •Intense bi-color flowers of dark red, edged in deep pink.	H14-18" W16-20"	Spring-Frost	○ ◐
<b>'Medium Dark Red'</b> •Dark red flowers.	H14-18" W16-20"	Spring-Frost	○ ◐
<b>'Medium Deep Rose'</b> •Bright lavender pink.	H14-18" W16-20"	Spring-Frost	○ ◐
<b>'Medium Pink Flame'</b> •Pink with a darker pink eye.	H14-18" W16-20"	Spring-Frost	○ ◐
<b>'Medium Scarlet'</b> •Dark orange.	H14-18" W16-20"	Spring-Frost	○ ◐
<b>'Medium Violet' *New*</b> •Dark violet purple.	H14-18" W16-20"	Spring-Frost	○ ◐
<b>'Medium White'</b> •Large, semi-double pure, white flowers.	H14-18" W16-20"	Spring-Frost	○ ◐
<b>Mojo Series Zonal</b> Mounding habit that is heat and drought tolerant.			
<b>'Cranberry Splash'</b> •Dark velvet pink with deep red centers.	H10-12" W10-12"	Summer	○ ◐
<b>'Dark Pink' *New*</b> •Dark pink.	H10-12" W10-12"	Summer	○ ◐
<b>'Dark Red'</b> •Dark velvet red.	H10-12" W10-12"	Summer	○ ◐
<b>'Orange'</b> •Dark velvet orange.	H10-12" W10-12"	Summer	○ ◐
<b>'Salmon'</b> •Dark salmon-orange.	H10-12" W10-12"	Summer	○ ◐
<b>'White'</b> •Bright white.	H10-12" W10-12"	Summer	○ ◐
<b>Rocky Mountain Series Zonal</b> Easy to grow and are very showy in ground beds and containers with exceptionally large blooms.			
<b>'Dark Red'</b> •Dark red blooms over dark green foliage.	H14-16" W14-16"	Spring-Frost	○ ◐
<b>'Lavender'</b> •Lavender	H14-16" W14-16"	Spring-Frost	○ ◐
<b>'Magenta' *New*</b> •Dark magenta pink.	H14-16" W14-16"	Spring-Frost	○ ◐
<b>'Orange'</b> •Orange shades	H14-16" W14-16"	Spring-Frost	○ ◐
<b>'Violet'</b> •Violet pink	H14-16" W14-16"	Spring-Frost	○ ◐
<b>'White'</b> •Solid white	H14-16" W14-16"	Spring-Frost	○ ◐

# PREMIUM ANNUALS



PERENNIAL  
FAVORITES

**Helichrysum** Velvety round foliage makes great accent plants. Semi-trailing habit makes it ideal for hanging baskets and containers. White is a more vigorous grower than Lemon. Cold tolerant. Don't over water.

<b>italicum 'Silver Threads'</b> •Dwarf curry plant has scented foliage with a spreading habit. It is heat and drought tolerant. Soft silver foliage with low maintenance.	H8-14" W6-14"	Spring-Frost	○
<b>petiolare 'Lemon Licorice'</b> •Pale lime foliage.	H8-12" W18-20"	Spring-Frost	○ ●
<b>petiolare 'White Licorice'</b> •Silvery white foliage.	H8-12" W18-20"	Spring-Frost	○ ●

**Heliotropium Heliotrope** Large clusters of vanilla scented flowers rise above the green foliage of this upright plant. Blooms early summer to fall. Heat tolerant. Great in containers or landscape.

<b>arborescens 'Marino Blue'</b> •Dark violet with lavender centers.	H12-18" W12-18"	Late Spring-Frost	○ ●
---	--------------------	-------------------	-----

**Hypoestes Polka Dot Plant** An evergreen tropical subshrub that has colorful spotted leaves. These plants will produce tiny lilac flowers but is grown for their foliage.

**Splash Select Series** This mix includes red, rose, pink and white plants with speckles of green on the leaves. Can also be grown as an indoor houseplant.

<b>'Pink' *New*</b> •Light pink leaves with dark green speckles.	H10-18" W12-14"	Spring-Frost	● ●
<b>'Red' *New*</b> •Dark red leaves with dark green speckles.	H10-18" W12-14"	Spring-Frost	● ●
<b>'Rose' *New*</b> •Dark pink leaves with dark green speckles.	H10-18" W12-14"	Spring-Frost	● ●
<b>'White' *New*</b> •White leaves with dark green speckles.	H10-18" W12-14"	Spring-Frost	● ●

**Impatiens** In full to partial shade gardens, impatiens grow more colorfully than a painter's palette. Carefree, they need no pinching, and in full shade, little watering.

**Beacon Series** This series offers high resistance to downy mildew and won't collapse due to this destructive disease. Ideal for landscape and mass plantings.

<b>'Bright Red'</b> •Red	H15-20" W12-14"	Spring-Frost	● ●
<b>'Orange'</b> •Bright orange.	H15-20" W12-14"	Spring-Frost	● ●
<b>'Select Mix'</b> •Mix of bright colors.	H15-20" W12-14"	Spring-Frost	● ●
<b>'Violet Shades'</b> •Dark violet-pink shades.	H15-20" W12-14"	Spring-Frost	● ●
<b>'White'</b> •Bright white.	H15-20" W12-14"	Spring-Frost	● ●

**Bounce Series** Amazing color for shade. Masses of beautiful blooms from spring to first frost. Disease resistant and best of all, will "bounce back" from a missed watering or two. Heat tolerant.

<b>'Bright Coral'</b> •Coral with a small pink center.	H14-20" W14-20"	Spring-Frost	● ●
<b>'Cherry'</b> •Cherry red.	H14-20" W14-20"	Spring-Frost	● ●
<b>'Pink Flame'</b> •Bright pink bicolor.	H14-20" W14-20"	Spring-Frost	● ●
<b>'Violet'</b> •Violet pink.	H14-20" W14-20"	Spring-Frost	● ●
<b>'White'</b> •Bright white with a small dark pink center.	H14-20" W14-20"	Spring-Frost	● ●





**Sunpatiens Series** Robust, sun-loving, heat-loving impatiens that thrive in full sun or part shade and deliver continuous color from spring through frost. Whether used in baskets, window boxes, patio pots or in the landscape, these beautiful plants combine massive flower power with tough, low-maintenance plants that flourish almost anywhere. Can be difficult to establish, extra watering required. Plant 4-8" apart to encourage better plant growth and a more uniform look in the landscape.

<b>'Blush Pink'</b> •Light pink.	H14-28" W14-24"	Spring-Frost	○ ● ●
<b>'Compact Deep Red' *New*</b> •Solid dark red.	H14-28" W14-24"	Spring-Frost	○ ● ●
<b>'Compact Electric Orange'</b> •Solid orange.	H14-28" W14-24"	Spring-Frost	○ ● ●
<b>'Compact Hot Coral'</b> •Bright coral with a pink eye	H14-28" W14-24"	Spring-Frost	○ ● ●
<b>'Compact Lilac'</b> •Solid lavender-pink	H14-28" W14-24"	Spring-Frost	○ ● ●
<b>'Compact Pink Candy'</b> •Two-toned pink with dark pink markings	H14-28" W14-24"	Spring-Frost	○ ● ●
<b>'Compact Purple'</b> •Dark purple	H14-28" W14-24"	Spring-Frost	○ ● ●
<b>'Compact Royal Magenta'</b> •Deep purple-pink	H14-28" W14-24"	Spring-Frost	○ ● ●
<b>'Compact White'</b> •Solid clear white	H14-28" W14-24"	Spring-Frost	○ ● ●

**Ipomoea Sweet Potato Vine** Accent plant with large leaves and a vigorous growth habit. Performs well in landscape, baskets or containers but protect from cold. Heat lover.

<b>batatas 'Black Heart'</b> •Heart-shaped deep black-purple foliage.	H6-12" W48-60"	Summer-Frost	○ ●
<b>batatas 'Marguerite'</b> •Chartreuse, heart-shaped foliage; exceptionally vigorous growth habit.	H4-10" W48-60"	Summer-Frost	○ ●

**Solar Power Series** Accent plant with large leaves and a mounding, vigorous growth habit. These are densely branched plants. Sun and heat lover.

<b>'Black'</b> •Deep cut, with black, dark-veined foliage. Holds its color all summer.	H10-12" W24-36"	Summer-Frost	○ ●
<b>'Black Heart'</b> •Deep black coloration that stays true all summer. Very clean true heart-shaped leaf.	H10-12" W24-36"	Summer-Frost	○ ●
<b>'Lime'</b> •Deeply cut, brightly colored, lime-green foliage.	H10-12" W24-36"	Summer-Frost	○ ●
<b>'Lime Heart'</b> •Chartreuse-green foliage that holds its color and shape all summer. Has a slight lobe in the heart-shape of the foliage.	H10-12" W24-36"	Summer-Frost	○ ●
<b>'Red'</b> •Bronze with cut, red-veined leaves.	H10-12" W24-36"	Summer-Frost	○ ●
<b>'Red Heart'</b> •Deep red color all summer. Clean, true, heart-shaped leaves.	H10-12" W24-36"	Summer-Frost	○ ●

**Solar Tower Series** First ever self-climbing Ipomea. Climbs very quickly. Ideal for use with a trellis, as a topiary or on a vertical wall planting. Low maintenance.

<b>'Black'</b> •Dark, deeply cut, purple-black leaves.	H48-84" W36-48"	Summer-Frost	○
<b>'Lime'</b> •Deeply cut, brightly colored lime green foliage.	H48-84" W36-48"	Summer-Frost	○

# PREMIUM ANNUALS



PERENNIAL  
FAVORITES

**Jamesbrittenia** Perfect for combination pots and hanging baskets. Enhanced resistance to foliage disease. Heat tolerant, continues flowering through the summer.

## Stardom Series

<b>'Goldstar' *New*</b> •Pale yellow, lemon yellow center with an orange eye.	H6-8" W10-14"	Spring-Frost	○ 🐝
<b>'Pink' *New*</b> •Dark pink with a tiny yellow throat.	H6-8" W10-14"	Spring-Frost	○ 🐝
<b>'Purple' *New*</b> •Purple with a tiny yellow throat.	H6-8" W10-14"	Spring-Frost	○ 🐝

**Lantana Tickberry** Mounding habit with vibrant cluster blooms. Great summer color. Heat and sun lover.

**Lucky Series** Plants stay upright with a controlled habit all season. Ideal for small-space gardens and containers.

<b>'Flame'</b> •Emerges first as golden yellow, then fades to orange and red flower clusters.	H12-16" W12-14"	Spring-Frost	○ ☼ 🌳
<b>'Lavender'</b> •Lavender pink and light yellow to white.	H12-16" W12-14"	Spring-Frost	○ ☼ 🌳
<b>'Pink' *New*</b> •Pink to yellow.	H12-16" W12-14"	Spring-Frost	○ ☼ 🌳
<b>'Red'</b> •Gold, orange and dark velvety red.	H12-16" W12-14"	Spring-Frost	○ ☼ 🌳
<b>'Sunrise Rose'</b> •Clusters of yellow, orange and medium pink flowers.	H12-16" W12-14"	Spring-Frost	○ ☼ 🌳
<b>'White'</b> •Clusters of white with yellow centers.	H12-16" W12-14"	Spring-Frost	○ ☼ 🌳
<b>'Yellow'</b> •Bright solid yellow.	H12-16" W12-14"	Spring-Frost	○ ☼ 🌳

**Lobelia** Delicate foliage covered with airy, three-petal, fan-shaped blooms. Compact mounding to trailing habits.

<b>erinus 'Crystal Palace' *New*</b> •The leaves are bronze-tipped in part shade, intensifying in full sun and topped with masses of rich dark blue flowers. Mounding habit.	H4-6" W6-8"	Spring-Frost	○ ●
---	----------------	--------------	-----

**Magadi Series** Market leader for heat tolerance, this versatile series offers brilliant colors and different habits with strong performance. Basket varieties have a semi-trailing habit; all others are more mounding.

<b>'Basket Dark Blue'</b> •Blue-violet flowers over dark green foliage. Trailing habit great for baskets or containers.	H6-10" W8-12"	Spring-Frost	○ ●
<b>'Basket Dark Purple'</b> •Dark purple flowers over dark green foliage. Trailing habit great for baskets or containers.	H6-10" W8-12"	Spring-Frost	○ ●
<b>'Basket White'</b> •Pure white flowers over dark green foliage. Trailing habit great for baskets or containers.	H6-10" W8-12"	Spring-Frost	○ ●
<b>'Dark Blue'</b> •Blue-violet.	H6-10" W8-12"	Spring-Frost	○ ●
<b>'Electric Blue'</b> •Trailing azure-blue flowers with no deadheading.	H6-10" W8-12"	Spring-Frost	○ ●
<b>'Electric Purple'</b> •Bright violet-purple with a white center.	H6-10" W8-12"	Spring-Frost	○ ●
<b>'White'</b> •Pure white.	H6-10" W8-12"	Spring-Frost	○ ●

**LEGEND:** 🐝=Pollinator • ✂=Cut Flower • 🌳=Drought Resistant • ☼=Deer Resistant  
▲=Native/Waterwise • ○=Full Sun • ◐=Part Sun • ●=Full Shade • H=Height • W=Width



**Techno Series** Bred to withstand the hottest summer temperatures while blooming nonstop. Low maintenance, mounding semi-upright growth habit with dark green foliage.

<b>'Upright Blue'</b> •Blue	H8-12" W16-20"	Spring-Frost	○ ● ♀
<b>'Upright Light Blue'</b> •Light blue	H8-12" W16-20"	Spring-Frost	○ ● ♀
<b>'Upright Purple'</b> •Bright purple	H8-12" W16-20"	Spring-Frost	○ ● ♀
<b>'Upright White'</b> •Solid white	H8-12" W16-20"	Spring-Frost	○ ● ♀

**Riviera Series (erinus) (SUMMER AVAILABILITY ONLY)** Dwarf, vigorous series blooms very early and profusely. Plants keep their compact, mounded habit, making them ideal for gardens, color bowls and containers.

<b>'Blue Eyes' *SUMMER AVAILABILITY ONLY*</b> •Blue with white center.	H4-6" W6-8"	Spring-Frost	○ ● ☼
<b>'Mix' *SUMMER AVAILABILITY ONLY*</b> •Mix of white, lilac, and rose.	H4-6" W6-8"	Spring-Frost	○ ● ☼
<b>'Rose' *SUMMER AVAILABILITY ONLY*</b> •Magenta-pink blooms with white eyes.	H4-6" W6-8"	Spring-Frost	○ ● ☼
<b>'White' *SUMMER AVAILABILITY ONLY*</b> •Solid, bright white.	H4-6" W6-8"	Spring-Frost	○ ● ☼

**Lobularia *Allysum*** Covered with fragrant, small flowers. Heat and frost tolerant.

**Stream Series** Honey scented. Heat tolerant. Mounding habit.

<b>'Lavender'</b> •Fragrant lavender purple blooms.	H8-12" W12-15"	Spring-Frost	○ ● ♀ ☼
<b>'Lilac'</b> •Shades of lavender.	H8-12" W12-15"	Spring-Frost	○ ● ♀ ☼
<b>'Purple Improved'</b> •Dark purple blooms that don't fade in the sun	H8-12" W12-15"	Spring-Frost	○ ● ♀ ☼
<b>'Snow White'</b> •Solid, bright white.	H8-12" W12-15"	Spring-Frost	○ ● ♀ ☼

**Lotus** Accent plant has silvery-grey, needle-like foliage. Unique flowers resemble parrot beaks. Needs cool night temperatures below 55 degrees to induce blooms.

<b>'Parrot's Beak' *New*</b> •Yellow, orange and red blooms.	H8-12" W10-12"	Spring-Frost	○ ●
---	-------------------	--------------	-----

## Lysimachia

<b>congestiflora 'Persian Chocolate'</b> •Mass of small purple leaves and abundant golden yellow, bell-shaped flowers. As a ground cover, it's useful on slopes as well as in containers. Fast grower with showy flowers and showy foliage.	H2-4" W12-36"	Summer	○ ● ♀
<b>nummularia 'Aurea Goldilocks'</b> Lime-green foliage with small yellow blooms.	H2-4" W12-24"	Summer	●
<b>nummularia 'Sunburst'</b> •Dark green foliage with yellow flowers. Trailing habit.	H2-4" W36-40"	Summer	○ ●



# PREMIUM ANNUALS



PERENNIAL  
FAVORITES

**Marigold (SUMMER AVAILABILITY ONLY)** Marigolds have daisy-like or double, carnation-like flowerheads and are produced singly or in clusters. No annual is more cheerful or easier to grow than marigolds.

**Durango Series (patula)** Ever popular, sun-loving and easily grown. The finely cut foliage has a distinctive scent. Blooms are large Anemone-type producing large quantities of color the entire season.

<b>'Bolero' *SUMMER AVAILABILITY ONLY*</b> •Yellow and red.	H10-12" W6-8"	Spring-Frost	○ ● ☼
<b>'Mix' *SUMMER AVAILABILITY ONLY*</b> •Orange, red, and yellow.	H10-12" W6-8"	Spring-Frost	○ ● ☼
<b>'Orange' *SUMMER AVAILABILITY ONLY*</b> •Solid orange.	H10-12" W6-8"	Spring-Frost	○ ● ☼
<b>'Red' *SUMMER AVAILABILITY ONLY*</b> •Bold brick red.	H10-12" W6-8"	Spring-Frost	○ ● ☼
<b>'Yellow' *SUMMER AVAILABILITY ONLY*</b> •Bright solid yellow.	H10-12" W6-8"	Spring-Frost	○ ● ☼

**Mecardonia** Small green leaves are covered with yellow Nemesia-like flowers; excellent heat tolerance. Low maintenance landscape plant is also great in baskets and containers due to its trailing habit.

<b>'Garden Freckles' *New*</b> •Bright yellow.	H4-6" W10-12"	Spring-Frost	○ ●
---	------------------	--------------	-----

**Osteospermum African Daisy** Large daisy flowers, plant has a compact growth habit is an early spring bloomers. Blooming slows in high heat but flowers will return with cooler weather. They don't like 'wet-feet'.

<b>'Voltage White'</b> •White with a yellow center and pale yellow on the underside of the petals.	H12-18" W14-20"	Late Spring-Frost	○ ☼ ☼
<b>'Voltage Yellow'</b> •Bright yellow.	H10-16" W24-28"	Late Spring-Frost	○ ☼ ☼

**4D Series (ecklonis)** This true double flower stays open all day and night for high-impact displays of color. Works great in hanging baskets, containers and gardens.

<b>'Berry White'</b> •White with a rose center.	H8-12" W12-16"	Late Spring-Frost	○ ☼
<b>'Harvest Moon'</b> •Pale moon-yellow outer petals with a dark brown center.	H8-12" W12-16"	Late Spring-Frost	○ ☼
<b>'Purple'</b> •Two-toned purple is light on the outer edge and darker in the center.	H8-12" W12-16"	Late Spring-Frost	○ ☼
<b>'White' *New*</b> •Solid white.	H8-12" W12-16"	Late Spring-Frost	○ ☼
<b>'Yellow'</b> •Double yellow flowers.	H8-12" W12-16"	Spring-Summer	○ ☼

**Flower Power Series (ecklonis)** Early-to-flower series with a more mounded habit. Works great in containers, and landscape. Petals are uniquely spooned shaped.

<b>'Spider Pink'</b> •The 'spoons' are dark pink on the inside and light pink on the outside with a dark center.	H10-14" W14-20"	Spring-Frost	○ ☼ ☼
<b>'Spider Purple'</b> •Dark purple flowers with a darker center.	H10-14" W14-20"	Spring-Frost	○ ☼ ☼
<b>'Spider White'</b> •White petals with light purple on the reverse side and a darker center.	H10-14" W14-20"	Spring-Frost	○ ☼ ☼

**Zion Series (ecklonis)** Inspired by the colors of Zion National Park in Utah, this series features distinctive novel colors. Large flowers on plants with an upright habit. Heat and frost tolerant.

<b>'Blue Denim'</b> •Silvery blue flowers with black eyes and violet tips.	H16-20" W16-24"	Late Spring-Frost	○ ☼ ☼
<b>'Copper Amethyst'</b> •Dark purple to orange.	H16-20" W16-24"	Late Spring-Frost	○ ☼ ☼

**LEGEND:** ☼=Pollinator • ✂=Cut Flower • ☼=Drought Resistant • ☼=Deer Resistant  
▲=Native/Waterwise • ○=Full Sun • ◐=Part Sun • ●=Full Shade • H=Height • W=Width



<b>'Morning Sun'</b> •Large, bright yellow with a purple eyezone. Upright habit. Heat tolerant.	H16-20" W16-24"	Late Spring-Frost	○ ● ●
<b>'Purple Sun'</b> •Light orange petals with a brushed on purple eye.	H16-20" W16-24"	Late Spring-Frost	○ ● ●
<b>'Red'</b> •Solid dark red.	H16-20" W16-24"	Late Spring-Frost	○ ● ●
<b>Pansy (SPRING AND FALL AVAILABILITY)</b> Low maintenance and frost tolerant. Great in landscapes and containers for spring or fall.			
<b>'Panola Halloween Mix'</b> •Clear black and orange.	H6-8" W8-10"	Early Spring/Fall Zone 6(-10°)	○ ● ●
<b>Matrix Series</b> Plants are compact with a well branched mounding habit.			
<b>'Autumn Blaze Mix' *FALL AVAILABILITY ONLY*</b> •Burgundy, orange, and yellow.	H-6-8" W8-10"	Early Spring/Fall Zone 6(-10°)	○ ● ●
<b>'Blotch Mix' *SPRING AND FALL AVAILABILITY*</b> •Mix with dark centers.	H-6-8" W8-10"	Early Spring/Fall Zone 6(-10°)	○ ● ●
<b>'Blue Blotch' *SPRING AND FALL AVAILABILITY*</b> •Deep blue with a dark center.	H-6-8" W8-10"	Early Spring/Fall Zone 6(-10°)	○ ● ●
<b>'Citrus Mix' *SPRING AND FALL AVAILABILITY*</b> •Orange, yellow and white.	H-6-8" W8-10"	Early Spring/Fall Zone 6(-10°)	○ ● ●
<b>'Clear Mix' *SPRING AND FALL AVAILABILITY*</b> •Solid colors mix.	H-6-8" W8-10"	Early Spring/Fall Zone 6(-10°)	○ ● ●
<b>'Midnight Glow' *SPRING AND FALL AVAILABILITY*</b> •Dark purple with a yellow center.	H-6-8" W8-10"	Early Spring/Fall Zone 6(-10°)	○ ● ●
<b>'Morpheus' *SPRING AND FALL AVAILABILITY*</b> •Yellow with a purple wing.	H-6-8" W8-10"	Early Spring/Fall Zone 6(-10°)	○ ● ●
<b>'Ocean' *SPRING AND FALL AVAILABILITY*</b> •Light purple with a dark center.	H-6-8" W8-10"	Early Spring/Fall Zone 6(-10°)	○ ● ●
<b>'Orange' *SPRING AND FALL AVAILABILITY*</b> •Solid orange.	H-6-8" W8-10"	Early Spring/Fall Zone 6(-10°)	○ ● ●
<b>'Pastel Mix' *SPRING AND FALL AVAILABILITY*</b> •Pastel colors mix.	H-6-8" W8-10"	Early Spring/Fall Zone 6(-10°)	○ ● ●
<b>'Primrose' *SPRING AND FALL AVAILABILITY*</b> •Medium light yellow.	H-6-8" W8-10"	Early Spring/Fall Zone 6(-10°)	○ ● ●
<b>'Purple' *SPRING AND FALL AVAILABILITY*</b> •Purple with a small yellow center and dark purple veining.	H-6-8" W8-10"	Early Spring/Fall Zone 6(-10°)	○ ● ●
<b>'Red Blotch' *SPRING AND FALL AVAILABILITY*</b> •Large red flowers with a dark burgundy center.	H-6-8" W8-10"	Early Spring/Fall Zone 6(-10°)	○ ● ●
<b>'Rose' *SPRING AND FALL AVAILABILITY*</b> •Rose red with a tiny yellow eye.	H-6-8" W8-10"	Early Spring/Fall Zone 6(-10°)	○ ● ●
<b>'Rose Wing' *SPRING AND FALL AVAILABILITY*</b> •White with a dark center and a rose wing.	H-6-8" W8-10"	Early Spring/Fall Zone 6(-10°)	○ ● ●
<b>'Sunrise' *SPRING AND FALL AVAILABILITY*</b> •Shades of pinks and yellows with a dark center.	H-6-8" W8-10"	Early Spring/Fall Zone 6(-10°)	○ ● ●
<b>'True Blue' *SPRING AND FALL AVAILABILITY*</b> •Blue with a small yellow center and darker blue veining.	H-6-8" W8-10"	Early Spring/Fall Zone 6(-10°)	○ ● ●
<b>'White' *SPRING AND FALL AVAILABILITY*</b> •Solid white with a tiny yellow center.	H-6-8" W8-10"	Early Spring/Fall Zone 6(-10°)	○ ● ●
<b>'White Blotch' *SPRING AND FALL AVAILABILITY*</b> •White with a dark center.	H-6-8" W8-10"	Early Spring/Fall Zone 6(-10°)	○ ● ●
<b>'Yellow' *SPRING AND FALL AVAILABILITY*</b> •Solid bright yellow.	H-6-8" W8-10"	Early Spring/Fall Zone 6(-10°)	○ ● ●
<b>'Yellow Blotch' *SPRING AND FALL AVAILABILITY*</b> •Yellow with a dark center.	H-6-8" W8-10"	Early Spring/Fall Zone 6(-10°)	○ ● ●



### Pepper; See Capsicum

**Perilla** Foliage plant that is heat and cold tolerant. Extremely well branched. Fast and vigorous growth. Grow in garden or large containers.

#### Magilla Series (*frutescens*)

<b>'Purple'</b> •Showy maroon-purple Coleus-like foliage with a bright pink leaf center.	H24-36" W12-18"	Summer-Frost	○ ● ●
---	--------------------	--------------	-------

**Petchoa** These are Petunia/Calibrachoa hybrids that produce large flowers, non-sticky foliage and all-weather performance.

#### SuperCal Series This series has a mounding, spreading habit and a long bloom time with showy flowers.

<b>'Premium Bordeaux' *New*</b> •Bordeaux-red.	H14-24" W14-26"	Spring-Fall	○ ● ♀
<b>'Premium Cinnamon' *New*</b> • Dark orange.	H14-24" W14-26"	Spring-Fall	○ ● ♀
<b>'Premium Pearl White' *New*</b> •White with a small yellow eye zone.	H14-24" W14-26"	Spring-Fall	○ ● ♀
<b>'Premium Purple Dawn' *New*</b> •Purple with a darker eye zone.	H14-24" W14-26"	Spring-Fall	○ ● ♀
<b>'Premium Sunray Pink' *New*</b> •Dark lavender pink with red-brown eye zone and veining.	H14-24" W14-26"	Spring-Fall	○ ● ♀
<b>'Premium Sunset Orange' *New*</b> •Gold orange.	H14-24" W14-26"	Spring-Fall	○ ● ♀
<b>'Premium Yellow Sun' *New*</b> •Yellow with darker veining.	H14-24" W14-26"	Spring-Fall	○ ● ♀

### Petunia Trumpet-shaped flowers.

**Capella Series** Big flowers on a compact mounded form with a semi-trailing habit, perfect for small pots and summer borders. Early blooms are self-cleaning for a tidy look all season. Tolerates heat and holds up in rain and wind.

<b>'Cherry Vanilla' *New*</b> •White with a large red 'star' in the middle.	H8-10" W10-14"	Spring-Early Fall	○ ♀
<b>'Coral' *New*</b> •Solid coral.	H8-10" W10-14"	Spring-Early Fall	○ ♀
<b>'Hello Yellow' *New*</b> •Solid yellow.	H8-10" W10-14"	Spring-Early Fall	○ ♀

#### Cascadia Series Low, spreading growth habits and flowers produced all along the trailing stems.

<b>'Indian Summer'</b> •Orange and pink blooms.	H6-10" W12-36"	Spring-Frost Zone 6(-10°)	○ ● ♀
--	-------------------	------------------------------	-------

**DuraBloom Series** This series was bred for garden performance. Quick to recover from rain and wind. Well branched with large bright colored flowers. Spreading habit when planted in the landscape.

<b>'Electric Lilac' *New*</b> •Lilac with darker veining.	H8-12" W18-24"	Spring-Frost	○ ♀
<b>'Hot Pink' *New*</b> •Dark pink.	H8-12" W18-24"	Spring-Frost	○ ♀
<b>'Royal Pink' *New*</b> •Pink with a darker eye.	H8-12" W18-24"	Spring-Frost	○ ♀
<b>'Silver' *New*</b> •White with a dark purple eye.	H8-12" W18-24"	Spring-Frost	○ ♀
<b>'White' *New*</b> •White with a light yellow throat.	H8-12" W18-24"	Spring-Frost	○ ♀
<b>'Yellow' *New*</b> •Yellow.	H8-12" W18-24"	Spring-Frost	○ ♀





## Easy Wave Series (SUMMER AVAILABILITY ONLY)

<b>'Blue'</b> *SUMMER AVAILABILITY* •Dark blue.	H6-12" W30-40"	Early Spring-Early Fall	○ ♀ ☼
<b>'Burgundy Velour'</b> *SUMMER AVAILABILITY* •Burgundy with a black eye zone.	H6-12" W30-40"	Early Spring-Early Fall	○ ♀ ☼
<b>'Formula Mix'</b> *SUMMER AVAILABILITY* •Mix of bright solid colors.	H6-12" W30-40"	Early Spring-Early Fall	○ ♀ ☼
<b>'Lavender Sky Blue'</b> *New* *SUMMER AVAILABILITY* •Medium blue.	H6-12" W30-40"	Early Spring-Early Fall	○ ♀ ☼
<b>'Pink'</b> *SUMMER AVAILABILITY* •Dark pink.	H6-12" W30-40"	Early Spring-Early Fall	○ ♀ ☼
<b>'Red'</b> *SUMMER AVAILABILITY* •Bright red.	H6-12" W30-40"	Early Spring-Early Fall	○ ♀ ☼
<b>'Violet'</b> *SUMMER AVAILABILITY* •Violet-purple.	H6-12" W30-40"	Early Spring-Early Fall	○ ♀ ☼
<b>'White'</b> *SUMMER AVAILABILITY* •Solid white with a light green center.	H6-12" W30-40"	Early Spring-Early Fall	○ ♀ ☼
<b>'Yellow'</b> *SUMMER AVAILABILITY* •Yellow edged in a lighter yellow to white margin.	H6-12" W30-40"	Early Spring-Early Fall	○ ♀ ☼

## Headliner Series Early flowering with a dramatic color range. Work great for baskets, pots, and annuals beds with large blooms.

<b>'Crystal Sky'</b> *New* •Lavender with white splotches and dark purple veining.	H10-16" W20-30"	Spring-Frost	○ ♀ ☼
<b>'Electric Purple Sky'</b> •Purple splotched with white.	H10-16" W20-30"	Spring-Frost	○ ♀ ☼
<b>'Night Sky'</b> •Dark violet blooms splotched with white.	H10-16" W20-30"	Spring-Frost	○ ♀ ☼
<b>'Pink Sky'</b> •Dark pink blooms splotched with white.	H10-16" W20-30"	Spring-Frost	○ ♀ ☼
<b>'Raspberry Star'</b> •A bicolor white and dark pink bloom.	H10-16" W20-30"	Spring-Frost	○ ♀ ☼

## Ray Series Mounding habit. Large, showy flowers. Semi trailing. Better performance.

<b>'Baroque Pink'</b> •Pink with white throat.	H14-18" W14-18"	Spring-Frost	○ ♀
<b>'Black'</b> •Solid black.	H14-18" W14-18"	Spring-Frost	○ ♀
<b>'Blue Improved'</b> •Rich dark blue with a black throat.	H14-18" W14-18"	Spring-Frost	○ ♀
<b>'Bordeaux'</b> •Red with a darker eye zone and a green throat.	H14-18" W14-18"	Spring-Frost	○ ♀
<b>'Classic Blue'</b> •Medium blue with a white throat.	H14-18" W14-18"	Spring-Frost	○ ♀
<b>'Fuchsia'</b> *New* •Fuchsia pink with darker throat.	H14-18" W14-18"	Spring-Frost	○ ♀
<b>'Purple'</b> •Solid pinkish purple.	H14-18" W14-18"	Spring-Frost	○ ♀
<b>'Purple Vein'</b> •Violet with dark purple veins.	H14-18" W14-18"	Spring-Frost	○ ♀
<b>'Red Improved'</b> •Red with a darker throat.	H14-18" W14-18"	Spring-Frost	○ ♀
<b>'Sunshine'</b> •Yellow with a wide white margin.	H14-18" W14-18"	Spring-Frost	○ ♀
<b>'White'</b> •White with light green veining and throat.	H14-18" W14-18"	Spring-Frost	○ ♀

# PREMIUM ANNUALS



PERENNIAL  
FAVORITES

**Phlox** Large, lightly scented blooms cover mounding to cascading plants. They love to grow cool but are also very heat and drought tolerant. Performs well in landscapes, baskets, and containers.

**Gisele Series** Bred for reliable rooting, heat tolerant and large, attractive flower clusters. Has a mounding, trailing habit.

<b>'Hot Pink'</b> •Hot pink with a brushed white eye.	H10-12" W14-18"	Spring-Frost	○ ● ☿
<b>'Light Pink with Eye'</b> •Light pink with red eye.	H10-12" W14-18"	Spring-Frost	○ ● ☿
<b>'Light Violet'</b> •Light violet.	H10-12" W14-18"	Spring-Frost	○ ● ☿
<b>'Purple'</b> •Purple	H10-12" W14-18"	Spring-Frost	○ ● ☿
<b>'Red'</b> •Red	H10-12" W14-18"	Spring-Frost	○ ● ☿
<b>'White'</b> •White	H10-12" W14-18"	Spring-Frost	○ ● ☿

**Plectranthus** Long, trailing stems in variegated green and white foliage.

<b>coleoides 'Variegata'</b> •Variegated green with small white margins.	H6-8" W12-18"	Spring-Frost	○ ● ☿
---	------------------	--------------	-------

**Portulaca** This accent plant cascades fountain-like from baskets, containers or as a ground cover.

**Rio Grande Series** (oleracea) These are well-matched in vigor, controlled habit and good branching. Exceptionally large flowers in a vibrant range of core colors. Rugged performer thrives in heat and keeps flowering all summer.

<b>'Magenta'</b> •Vibrant deep pink.	H2-6" W9-12"	Summer-Frost	○ ☿ ☿
<b>'Orange'</b> •Bright orange.	H2-6" W9-12"	Summer-Frost	○ ☿ ☿
<b>'Scarlet'</b> •Dark orange-red.	H2-6" W9-12"	Summer-Frost	○ ☿ ☿
<b>'White'</b> •Solid white.	H2-6" W9-12"	Summer-Frost	○ ☿ ☿
<b>'Yellow'</b> •Vibrant electric yellow.	H2-6" W9-12"	Summer-Frost	○ ☿ ☿

**Salvia Sage** Large and diverse group of hardy and tender perennials, annuals, and herbs. Fairly drought tolerant. Bright tubular flowers form whorled spikes. Foliage is usually aromatic.

<b>farinacea 'Victoria Blue' *606 SUMMER AVAILABILITY ONLY*</b> •Intense blue flowers that rest on a compact plant on narrow grey-green leaves.	H14-18" W12-18"	Summer-Frost	○ ☿ ☿
<b>farinacea 'Victoria White' *SUMMER AVAILABILITY ONLY*</b> •Pure white flowers that rest on a compact plant of narrow grey-green leaves.	H16-20" W12-18"	Summer-Fall	○ ☿ ☿
<b>greggii 'Hot Lips'</b> •Bicolor red and white. When the summer nights are warm, the new flowers are all red with an occasional solid white one. As fall approaches the flowers will again be bi-colored red and white.	H30-36" W18-24"	Early Summer-Frost	○ ☿ ☿
<b>guarantica 'Black and Blue'</b> •Bushy, upright plant is free branching. Dark green, slightly hairy leaves with tubular dark purple flowers.	H18-30" W12-18"	Early Summer-Frost	○ ☿
<b>'Wendy's Wish'</b> •Deep green foliage has a well-branching habit producing dark pink flowers.	H30-36" W24-36"	Spring-Summer	○ ☿



**Heatwave Series (microphylla x)** Mass display of intense colored flowers on a compact shrub-like plant. Foliage is very aromatic.

<b>'Blast'</b> •Salmon pink.	H24-36" W24-36"	Spring-Frost	○ ♀ ☼
<b>'Blaze'</b> •Dark crimson.	H24-36" W24-36"	Spring-Frost	○ ♀ ☼
<b>'Breeze'</b> •Violet purple.	H24-36" W24-36"	Spring-Frost	○ ♀ ☼
<b>'Glimmer'</b> •Creamy white petals grow on purple stems.	H24-36" W24-36"	Spring-Frost	○ ♀ ☼
<b>'Glitter'</b> •Vivid pink.	H24-36" W24-36"	Spring-Frost	○ ♀ ☼
<b>'Sparkle'</b> •Deep pink with a white throat.	H24-36" W24-36"	Spring-Frost	○ ♀ ☼

**Sanvitalia** Great for ground covers and small to mid-size containers. Bright flowers bloom continuously, very heat tolerant.

<b>speciosa 'Powerbini' *New*</b> •Abundant small yellow flowers.	H6-10" W12-16"	Summer-Frost	○ ◐ ♀
--	-------------------	--------------	-------

**Scaevola Fan Flower** Fan-shaped flowers on serrated, oval, dark green leaves. Heat tolerant and easy to maintain. Great in the landscape and containers.

**Surdiva Series** Exceptional heat tolerance. Easy to grow and maintain.

<b>'Blue Violet' *New*</b> •Dark purple	H6-10" W18-24"	Summer-Fall	○
<b>'Fashion Pink' *New*</b> •Pink	H6-10" W18-24"	Summer-Fall	○
<b>'White' *New*</b> •Solid White	H6-10" W18-24"	Summer-Fall	○

**Senecio Dusty Miller** Bushy, uniform plants. Great foliage plants as accents in gardens, landscapes, and containers.

<b>candicans 'Angel Wings'</b> •Huge, grayish white foliage that forms a tight mound.	H10-12" W10-12"	Foliage plant	○ ◐
<b>cineraria 'Silverdust'</b> •Finely cut, silvery white, velvety leaves.	H8-12" W8-10"	Foliage Plant	○ ◐ ☼

**Solenostemon; See Coleus**

**Stock (Matthiola)**

**Hot Cakes Series**

<b>'Hot Rose' *SPRING AND FALL AVAILABILITY*</b> •Solid rose.	H10-16" W6-8"	Early Spring-Frost	○
<b>'Mix' *SPRING AND FALL AVAILABILITY*</b> •Burgundy, purple, pink, and white double flowers.	H10-16" W6-8"	Early Spring-Frost	○
<b>'Pink' *SPRING AND FALL AVAILABILITY*</b> •Pink double flowers.	H10-16" W6-8"	Early Spring-Frost	○
<b>'Purple' *SPRING AND FALL AVAILABILITY*</b> •Purple double flowers.	H10-16" W6-8"	Early Spring-Frost	○
<b>'White' *SPRING AND FALL AVAILABILITY*</b> •White double flowers.	H10-16" W6-8"	Early Spring-Frost	○



# PREMIUM ANNUALS



PERENNIAL  
FAVORITES

**Sutera (Bacopa)** Very vigorous trailing/cascading plant is covered with five-petal blooms. Does best in cool weather, heat will slow blooms. Great in baskets and containers.

**Scopia Series** Evergreen annual plants with a trailing growth habit. Relatively fine foliage sets this series apart from other garden plants with less refined foliage.

<b>'Guliver Blue'</b> •Dark blue	H4-8" W12-18"	Early Spring-Frost	○ ● ☼
<b>'Guliver Pink'</b> •Pink	H4-8" W12-18"	Early Spring-Frost	○ ● ☼
<b>'Guliver White'</b> •White	H4-8" W12-18"	Early Spring-Frost	○ ● ☼

**Torenia** Bicolor snapdragon-like flower. Semi-trailing habit. Great heat tolerance.

**Moon Series** The plants in this series are vigorous and more spreading with a semi-trailing to trailing habit with large flowers.

<b>'Indigo' *New*</b> •Violet with deep blue on the lower petals and a yellow tongue.	H4-6" W8-12"	Spring-Fall	☾ ● ☼
<b>'Magenta' *New*</b> •Apricot and magenta blooms with a dark magenta eye.	H4-6" W8-12"	Spring-Fall	☾ ● ☼
<b>'White' *New*</b> •White with a yellow tongue.	H4-6" W8-12"	Spring-Fall	☾ ● ☼
<b>'Yellow' *New*</b> •Yellow with a dark violet throat.	H4-6" W8-12"	Spring-Fall	☾ ● ☼

**Tradescantia Spiderwort** Grown for the smooth, succulent foliage. Makes a good ground cover for difficult, dry areas or even an indoor plant. Three petal flowers are a bonus.

<b>pallida purpurea 'Purple Heart' (Purple Queen) Wandering Jew</b> •Dark purple foliage with light pink flowers.	H12-18" W12-18"	Summer-Frost	○ ● ☼
--	--------------------	--------------	-------

**Verbena** Verbena is a spreading plant ideal for cascading over retaining walls, pots, baskets, and window boxes. As long as the soil is extremely well drained, verbena will produce countless clusters of small blooms all season.

<b>bonariensis 'Little One'</b> •Upright, dwarf form. Pinkish purple buds open to show pink flowers that fade to off-white.	H18-24" W15-18"	Spring-Frost	○
--	--------------------	--------------	---

**Empress Series** Large flowers on broad-leaf plants, semi-upright with a uniform habit. Has good branching. These are weather tolerant and cold resistant. Requires good drainage for best growth. Landscapes, baskets or containers.

<b>'Burgundy Charme'</b> •Burgundy with white eye.	H6-10" W22-26"	Late Spring-Frost	○
<b>'Hot Pink Charme'</b> •Hot pink with small white eye.	H6-10" W22-26"	Late Spring-Frost	○
<b>'Peach'</b> •Peachy apricot.	H6-10" W22-26"	Late Spring-Frost	○
<b>'Purple'</b> •Purple	H6-10" W22-26"	Late Spring-Frost	○
<b>'Red'</b> •Bright red	H6-10" W22-26"	Late Spring-Frost	○
<b>'Strawberry Charme'</b> •Pink with a white eye.	H6-10" W22-26"	Late Spring-Frost	○
<b>'Violet Blue'</b> •Deep purple with white eye.	H6-10" W22-26"	Late Spring-Frost	○
<b>'White'</b> •Solid white	H6-10" W22-26"	Late Spring-Frost	○

**Lanai Series** Large cluster flowers bloom from tip to crown, compact habit, bred for powdery mildew resistance. Landscapes and containers. One of the best trailing verbenas on the market.

<b>'Compact Lime Green'</b> •White with lime-green overtones.	H4-6" W12-14"	Late Spring-Frost	○
--	------------------	-------------------	---

**LEGEND:** ☼=Pollinator • ✂=Cut Flower • ☼=Drought Resistant • 🦌=Deer Resistant  
▲=Native/Waterwise • ○=Full Sun • ☾=Part Sun • ●=Full Shade • H=Height • W=Width



<b>'Upright Blue with Eye'</b> •Royal blue with a white eye.	H8-12" W12-14"	Late Spring-Frost	○
<b>'Upright Pink with Eye'</b> •Pink with a white eye.	H8-12" W12-14"	Late Spring-Frost	○
<b>'Upright Purple with Eye'</b> •Purple with a white eye.	H8-12" W12-14"	Late Spring-Frost	○
<b>'Upright Red with Eye'</b> •Red with a white eye.	H8-12" W12-14"	Late Spring-Frost	○
<b>'Upright Rose with Eye'</b> •Dark pink with a white eye.	H8-12" W12-14"	Late Spring-Frost	○
<b>Vanessa Series</b> Big, bold colors that last all season long. Mildew resistance.			
<b>'Compact Deep Pink' *New*</b> •Dark pink with a white eye.	H6-8" W10-14"	Late Spring-Frost	○ 🦋
<b>'Compact Lavender' *New*</b> •Soft lavender.	H6-8" W10-14"	Late Spring-Frost	○ 🦋
<b>'Compact Lime' *New*</b> •Creamy lime-green.	H6-8" W10-14"	Late Spring-Frost	○ 🦋
<b>'Compact Neon Pink' *New*</b> •Dark pink.	H6-8" W10-14"	Late Spring-Frost	○ 🦋
<b>'Compact Optik Lavender' *New*</b> •Lavender with a white eye.	H6-8" W10-14"	Late Spring-Frost	○ 🦋
<b>'Compact Red' *New*</b> •Scarlet-red.	H6-8" W10-14"	Late Spring-Frost	○ 🦋
<b>'Compact Violet' *New*</b> •Violet with a white eye.	H6-8" W10-14"	Late Spring-Frost	○ 🦋
<b>'Compact White' *New*</b> •Solid white.	H6-8" W10-14"	Late Spring-Frost	○ 🦋
<b>Vinca</b> Commonly called greater periwinkle, large periwinkle or blue buttons.			
<b>major 'Maculata'</b> •Dark green leaves with unevenly variegated yellow-green centers. Grown for foliage. Evergreen ground cover that produces a 5 petaled pale blue flower.	H4-8" W12-24"	Spring	○ ◐ ● ☹️ 🌿
<b>major 'Variegata'</b> •Beautiful green and white variegated foliage. Grown for foliage. Evergreen ground cover that produces true blue flowers.	H4-8" W12-24"	Spring	○ ◐ ● ☹️ 🌿
<b>Titan Series (SUMMER AVAILABILITY ONLY)</b> A vigorous grower even in cooler climates and good low-water variety in hot, dry conditions.			
<b>'Burgundy' *SUMMER AVAILABILITY ONLY*</b> •Burgundy	H14-16" W10-12"	Summer-Frost	○
<b>'Dark Red' *SUMMER AVAILABILITY ONLY*</b> •Red	H14-16" W10-12"	Summer-Frost	○
<b>'Lilac' *SUMMER AVAILABILITY ONLY*</b> •Lilac	H14-16" W10-12"	Summer-Frost	○
<b>'Mix' *SUMMER AVAILABILITY ONLY*</b> •Mixed colors	H14-16" W10-12"	Summer-Frost	○
<b>'Pure White' *SUMMER AVAILABILITY ONLY*</b> •White	H14-16" W10-12"	Summer-Frost	○

# PREMIUM ANNUALS



PERENNIAL  
FAVORITES

**Viola Sweet Violet (SPRING AND FALL AVAILABILITY)** Fragrant flowers with small pansy blooms. Trailing, compact with dark green foliage. Does best in cooler weather. Longer living than traditional pansies.

<b>'Bengal Tiger' *SUMMER AVAILABILITY ONLY* *New*</b> •Fragrant yellow flowers with dark maroon stripes.	H4-6" W8-10"	Spring Zone 4 (-30°)	☉ ●
--	-----------------	-------------------------	-----

**Sorbet Series (cornuta)** Unbeatable vigor and excellent performance across a wide range of climatic conditions. Excellent over wintering in the garden. Early and uniform blooming.

<b>'All Season Mix' *SPRING AND FALL AVAILABILITY*</b> •A beautiful mix of blotch faced violas.	H6-8" W6-8"	Spring-Fall Zone 6(-10°)	☉ ☾
<b>'Blue Blotch' *SPRING AND FALL AVAILABILITY*</b> •Dark velvet blue with small black blotch face.	H6-8" W6-8"	Spring-Fall Zone 6(-10°)	☉ ☾
<b>'Deep Orange' *SPRING AND FALL AVAILABILITY*</b> •Clear orange.	H6-8" W6-8"	Spring-Fall Zone 6(-10°)	☉ ☾
<b>'Fire' *SPRING AND FALL AVAILABILITY*</b> •Red to yellow.	H6-8" W6-8"	Spring-Fall Zone 6(-10°)	☉ ☾
<b>'Jump Up Mix' *SPRING AND FALL AVAILABILITY*</b> •A mix of multicolored flowers with 'whiskers' on their faces.	H6-8" W6-8"	Spring-Fall Zone 6(-10°)	☉ ☾
<b>'Purple' *SPRING AND FALL AVAILABILITY*</b> •Dark purple.	H6-8" W6-8"	Spring-Fall Zone 6(-10°)	☉ ☾
<b>'Red Blotch' *SPRING AND FALL AVAILABILITY*</b> •Dark red with a black blotch face.	H6-8" W6-8"	Spring-Fall Zone 6(-10°)	☉ ☾
<b>'White' *SPRING AND FALL AVAILABILITY*</b> •White with a few whiskers.	H6-8" W6-8"	Spring-Fall Zone 6(-10°)	☉ ☾
<b>'Yellow' *SPRING AND FALL AVAILABILITY*</b> •Yellow	H6-8" W6-8"	Spring-Fall Zone 6(-10°)	☉ ☾

**Zinnia (SUMMER AVAILABILITY ONLY)** Zinnias are one of the easiest annuals to grow. Outstanding in beds, borders, and containers. Zinnias thrive in the sun and heat of summer, providing an abundance of bright, vibrant blooms.

**Profusion Series** Early, continuous-blooming plants perform well under both warm and cool conditions. Excellent tolerance to disease including Powdery Mildew and Bacterial Leaf Spot.

<b>'7 Color Mix' *SUMMER AVAILABILITY ONLY*</b> •Orange, salmon, white, yellow, cherry red, lavender, and light pink.	H10-12" W12-18"	Summer-Frost	☉ 🦋 ✂️ 🦌
<b>'Cherry' *SUMMER AVAILABILITY ONLY*</b> •Cherry red tinged with pink, yellow center.	H10-12" W12-18"	Summer-Frost	☉ 🦋 ✂️ 🦌
<b>'Orange' *SUMMER AVAILABILITY ONLY*</b> •Bright orange.	H10-12" W12-18"	Summer-Frost	☉ 🦋 ✂️ 🦌
<b>'White' *SUMMER AVAILABILITY ONLY*</b> •Double white.	H10-12" W12-18"	Summer-Frost	☉ 🦋 ✂️ 🦌
<b>'Yellow' *SUMMER AVAILABILITY ONLY*</b> •Intense shades of yellow.	H10-12" W12-18"	Summer-Frost	☉ 🦋 ✂️ 🦌

**LEGEND:** 🦋=Pollinator • ✂️=Cut Flower • 🌵=Drought Resistant • 🦌=Deer Resistant  
▲=Native/Waterwise • ☉=Full Sun • ☾=Part Sun • ●=Full Shade • H=Height • W=Width





## HERBS

### BASIL *Ocimum*

<b>basilicum 'Boxwood'</b> •Named for its shape. Unlike the large leafed basil, this plant is a tight mound of small leaves that resemble boxwood plants.	H12-16" W12-18"	Summer Zone 10(30°)	○
<b>basilicum 'Dolce Fresca'</b> •Produces sweet tender leaves while maintaining an attractive, compact shape. After harvest, the plant is quick to recover and keeps the desired ornamental shape. AAS Winner.	H12-24" W12-18"	Summer Zone 10(30°)	○
<b>basilicum 'Everleaf Genovese'</b> •Well-branched variety with short internodes. Makes a beautiful columnar plant with huge harvest potential that stays tidy, both in-ground or in container gardens. Resistant to mildew and Fusarium.	H18-24" W12-18"	Summer Zone 10(30°)	○
<b>basilicum 'Genovese Emily'</b> •Compact variety that grows medium-sized leaves that are packed with flavor and fragrance.	H18-24" W12-18"	Summer Zone 10(30°)	○
<b>basilicum 'Genovese Red Freddy'</b> •Beautiful purple color with specks of green throughout. Blooms white. It's also very fragrant and tastes great.	H18-21" W12-18"	Summer Zone 10(30°)	○
<b>basilicum 'Persian'</b> •High marks for fresh lemony flavor, large leaves, ornamental habit and lateness to flower. Green foliage produces purple buds that open up to pink flowers.	H18-24" W12-18"	Summer Zone 10(30°)	○
<b>basilicum 'Red Rosie'</b> •Intense dark purple-red color. Plants are compact and upright. A favorite for its unique color and mild, aromatic basil flavor.	H12-24" W6-12"	Summer Zone 10(30°)	○
<b>basilicum 'Spicy Globe'</b> •Tiny, very aromatic leaves form dense globes. Also called Greek Basil.	H6-10" W8-12"	Summer Zone 10(30°)	○
<b>basilicum 'Try Basil'</b> •An easy way to grow 3 different basil in one pot. Leaves should be harvested just before the plants begin to flower.	H12-24" W12-18"	Summer Zone 10(30°)	○

### CHIVES *Allium*

<b>schoenoprasum <i>Gigantic</i></b> •Elegant garden plant with attractive star-shaped flowers. The leaves and stems have a mixed flavor of onion and garlic. The foliage and the flowers are edible. <b>Not available in Idaho</b>	H12-18" W6-9"	Late Summer Zone 4(-30°)	○ ✂️
<b>schoenoprasum <i>Onion Chives</i></b> •Beautiful pink flowers and foliage have a distinctive mild onion flavor. Both foliage and flowers are edible. <b>Not available in Idaho</b>	H12-18" W8-12"	Late Summer Zone 4(-30°)	○
<b>tuberosum <i>Garlic Chives</i></b> •Sweet-scented white flowers compliment grey-green leaves. Foliage has a distinctive mild garlic flavor. Harvest blades by cutting all the way to the ground. <b>Not available in Idaho</b>	H12-18" W8-12"	Late Summer Zone 3(-40°)	○ ✂️

### CILANTRO *Coriandrum*

<b>sativum 'Santo'</b> •Aromatic, flavorful leaves (cilantro) and seeds (coriander). Pungent, sharp-flavored leaves, harvest before blooming for best flavor.	H12-18" W8-12"	Summer Zone 10(30°)	○
--	-------------------	------------------------	---

### CURRY DWARF *Helichrysum*

<b>italicum 'Nana'</b> •The fragrance of the velvety leaves is of curry, although the flavor is bitter and it is not commonly used for cooking, it can also be used for marinades and has been used in essential oils.	H10-18" W10-18"	Summer Zone 7(0°)	○ ✂️
---	--------------------	----------------------	---------



## DILL *Anethum*

### **graveolens *Fernleaf Dill***

•Fragrant, ferny foliage and flowers. Leaves and seeds provide a distinctive flavor and aroma to a wide range of culinary favorites. Compact growth habit. AAS winner 1992.

H12-18"  
W12-16"

Summer  
Zone 10(30°)



## FENNEL *Foeniculum*

### **vulgare *Bronze Fennel***

•Aromatic, feathery bronze foliage with yellow flowers. Leaves and seeds have a pleasant anise flavor.

H36-60"  
W24-36"

Late Summer  
Zone 4(-30°)



## Geranium *Pelargonium*

### **graveolens 'Citronella'**

•Deeply cut, crinkled and serrated, soft green leaves. Strongly scented, the leaves exude a delicious, sharp citrus scent when bruised. Produces small lavender pink flowers in summer.

H12-24"  
W12-18"

Summer  
Zone 10(30°)



## LAVENDER *Lavandula*

### **allardii 'Meerlo'**

•Brightly variegated green and light yellow to white, highly fragrant foliage. Produces blue flowers.

H24-36"  
W24-36"

Summer  
Zone 5(-20°)



### **intermedia 'Provence'**

•Fragrant purple flowers and grey-green leaves. This variety is prized for its dried flowers and leaves.

H12-24"  
W24-36"

Summer  
Zone 5(-20°)



### **intermedia 'Provence White'**

•Fragrant white flowers and grey-green foliage. This variety is prized for its dried flowers and leaves.

H12-24"  
W24-36"

Summer  
Zone 5(-20°)



## LEMON BALM *Melissa*

### **officinalis *Lemon Balm***

•A member of the mint family and is considered a calming herb. It is used for both hot and iced tea. Clusters of small, light yellow flowers grow where the leaves meet the stem. The leaves are very deeply wrinkled and range from dark green to yellowish green in color.

H24-36"  
W20-24"

Spring-Summer  
Zone 4(-30°)



## LEMON GRASS *Cymbopogon*

### **citratus *Lemongrass***

•Lemongrass provides a zesty lemon flavor and aroma. It can be frozen, dried, or used fresh.

H24-48"  
W18-24"

Harvest Once  
Established  
Zone 8(10°)



## MINT *Mentha*

### **gracilis *Ginger Mint***

•A green foliage with gold veins and giner scented aroma.

H8-12"  
W12-16"

Late Summer  
Zone 5(-20°)



### **suaveolens 'Variegata' *Pineapple Mint***

•Variegated green and white leaves with a strong fruity scent resembling pineapples.

H24-36"  
W18-24"

Late Summer  
Zone 5(-20°)



### **x piperita *Chocolate Mint***

•This is a very strong mint used for teas. Easy to grow, spreads rapidly. Pick leaves frequently to manage growth. Plants have lavender flowers.

H12-24"  
W18-24"

Late Summer  
Zone 4(-30°)



### **x piperita *Orange Mint***

•Traditional mint aroma with a hint of orange citrus.

H24-36"  
W48-72"

Late Summer  
Zone 5(-20°)



### **x piperita *Peppermint***

•Strong peppery bite with a cool aftertaste that sets it apart from other types of mint.

H12-24"  
W18-24"

Late Summer  
Zone 3(-40°)





**OREGANO** *Origanum* Oregano's pungency is in direct proportion to the amount of sun it receives. It grows with woody stems and dark green leaves. For the best flavor, add oregano in the last few minutes of cooking.

<b>vulgare</b> <i>Greek Oregano</i> •Tender, sweetly spicy leaves with excellent flavor. Low growing habit with soft, fuzzy, dark green foliage; flowers are light pink to white. Use fresh, dried or fresh frozen.	H18-24" W10-12"	Summer Zone 4(-30°)	○ ●
<b>majoricum</b> 'Italian' •A cross between sweet and wild oregano. The gentle flavor is probably the most popular oregano, nick-named "The Pizza Herb".	H12-24" W24-36"	Summer Zone 6(-10°)	○ ●
<b>vulgare</b> 'Variegata' •Attractive variegated white and green foliage will add color and flavor with tender, sweetly spiced leaves. Typical oregano spreading habit works great on the patio or in the garden. Harvest before flowering.	H18-24" W12-18"	Summer Zone 5(-20°)	○ ●

**PARSLEY** *Petroselinum* Great as an addition to asparagus, peas, potatoes, eggs, and beef. Chewing parsley will help with bad breath from food odors such as garlic.

<b>cablin</b> <i>Dark Single Leaf Parsley</i> •Attractive, fragrant, dark green leaves are excellent for seasoning and as a garnish. A biennial grown as an annual.	H18-24" W12-18"	Late Summer Zone 5(-20°)	○ ●
<b>crispum</b> <i>Forest Green Curled Parsley</i> •Traditional dark green curly parsley. Each plant will grow into a large mound, ready to trim. Highly nutritious and rich in vitamin C and iron.	H12-20" W8-12"	Late Summer Zone 5(-20°)	○ ●

**ROSEMARY** *Rosmarinus* Rosemary is an attractive evergreen shrub with needle-like leaves.

<b>officinalis</b> 'Arp' <i>Hardy Rosemary</i> •Intensely fragrant leaves are dark green over a compact upright habit. An especially hardy variety.	H36-48" W36-48"	Late Spring-Summer Zone 6(-10°)	○ ● ☞ ☠
<b>officinalis</b> 'Hill Hardy' •It produces a tea-like fragrance and pungent, slightly bitter taste. Spiky green leaves on upright, woody stems with blue flowers in winter and spring if the climate will allow. An especially hardy variety.	H24-36" W12-36"	Late Spring-Summer Zone 6(-10°)	○ ● ☞ ☠
<b>officinalis</b> 'Prostratus' <i>Carpet Rosemary</i> •A low, spreading rosemary with fragrant, needlelike green leaves. May be used fresh or dried.	H12-18" W24-36"	Late Spring-Summer Zone 8(10°)	○ ● ☞ ☠

## RUE *Ruta*

<b>graveolens</b> <i>Rue Herb of Grace</i> •Evergreen, somewhat shrubby plant, is a native of Southern Europe. Bright yellow flowers with blue-green foliage produces small green berries at the end of the season. Used for medicinal purposes. Leaves are toxic if ingested in large doses.	H18-24" W14-18"	Spring-Summer Zone 7(0°)	○ ☞ ☠
--	--------------------	-----------------------------	-------

## SAGE *Salvia*

<b>officinalis</b> 'Berggarten' <i>Garden Sage</i> •Grown for both ornamental and culinary purposes. This shrubby plant has rounded, soft sea-green leaves with a unique pungent flavor and aroma. Can use fresh or dried. This variety rarely blooms and has better leaf production than other sages.	H18-24" W18-24"	Spring Zone 5(-20°)	○ ☞ ☠
<b>officinalis</b> 'Icterina' <i>Golden Variegated</i> •Aromatic foliage and blue flower spikes. Can be used fresh or dried. Can be grown indoors during winter. Works as a natural insect repellent.	H18-24" W10-12"	Spring Zone 5(-20°)	○ ☞ ☠
<b>officinalis</b> 'Purpurascens' <i>Purple Leaf Sage</i> •Leaves and stems are bluish purple and highly aromatic. Small, lilac-blue flowers. Great for flavoring pork, sausage and stuffing.	H24-30" W24-36"	Summer Zone 5(-20°)	○ ☞ ☠
<b>officinalis</b> 'Tricolor' •Attractive, green, white, and purple foliage with lilac-blue flowers in the summer. Compact and shrubby habit. Also used as an ornamental plant in landscapes.	H18-24" W12-18"	Summer Zone 5(-20°)	○ ☞ ☠



### TARRAGON *Artemisia*

#### **dracunculius 'Sativa' French Tarragon**

•Aromatic, flavorful leaves have the scent and taste of licorice and mint. Dark green needle-like leaves and upright multibranching habit.

H12-24"  
W12-24"

Zone 4(-30°)



### THYME *Thymus*

#### **citrodorus aureus Variegated Lemon Thyme**

•Pungent lemon scent and flavor. Leaves are variegated green and gold with a low spreading habit. Flowers are pale pink.

H6-8"  
W8-12"

Late Spring-Summer  
Zone 4(-30°)



#### **vulgaris English Thyme**

•It is a low-growing, bushy thyme with grey narrow leaves, with rosy lavender flowers.

H6-8"  
W8-12"

Late Spring-Summer  
Zone 4(-30°)



#### **vulgaris French Thyme**

•It is a low-growing, bushy thyme with grey narrow leaves. Once established, it tolerates drought very well and requires little care. Flowers are white.

H12-18"  
W8-12"

Late Spring-Summer  
Zone 5(-20°)



### VERBENA *Aloysia*

#### **triphylla Lemon Verbena**

•Exquisite and intense lemon fragrance. Cut back young stems periodically to keep plants compact. Shiny, trailing green foliage with small white and lavender flowers.

H48-60"  
W24-48"

Harvest Once  
Established  
Zone 8(10°)



## FRUITS & VEGETABLES

### ARTICHOKE *Cynara*

#### **scolymus 'Imperial Star'**

•Has a green uniform globe shape. Excellent quality for eating; tends to be noticeably sweeter and more tender than other artichoke. Can be planted and harvested in one season. Foliage is a silvery green with exaggerated cuts and stiff, almost thorny hairs.

H24-60"  
W36-48"

Days to harvest  
90-100.  
Zone 7(0°)



### ASPARAGUS

#### **officinalis 'UC-157'**

•This variety is known for very high yields. Produces smooth green spears, tight tipped and non-stringy. The plant has tall, feathery, graceful stems. Plant takes up to 2-3 years to come to full production but can bear for 15-20 years.

H48-60"  
W18-24"

Harvest in Spring  
Zone 4(-30°)



#### **officinalis 'Apollo-F1'**

•Early maturing asparagus with great yields. Produces medium to large diameter spears with slight purple at tip and butt of spear. High tolerance to fusarium and rust.

H36-48"  
W18-24"

Harvest in Spring  
Zone 4(-30°)



#### **officinalis 'Atlas-F1'**

•Early, vigorous and excellent yielder. Medium to large green spears with slight purple at the tip. Tightly headed for smooth appearance. Tolerant to fusarium, rust, blight and cercospora foliar diseases.

H36-48"  
W18-24"

Harvest in Spring  
Zone 4(-30°)



### EGGPLANT *Solanum*

#### **anuum 'Asian Delite'**

•Slender, elongated eggplants are glossy with bright purple skin and white, tender, non-bitter flesh. Plants are upright and semi-spineless, so they are very easy and painless to harvest.

H24-42"  
W24-36"

Days to harvest 50-60  
Zone 10(30°)



#### **melongena 'Black Beauty'**

•Produces deep purplish black oval fruit that is about 5" in diameter. Plants are bushy and spreading. Fruit is high quality with an outstanding flavor. Delicious grilled, in pastas, or salads. Disease resistant.

H12-24"  
W12-24"

Days to harvest 72-85  
Zone 10(30°)



#### **melongena 'Fairytale'**

•Tender, plump and sweet, the short, slender fruits are beautifully marbled with purple and white tones. The mini eggplants (4-5" x 1") grow on prolifically branching compact plants in clusters of six fruits. Perfect for growing in containers.

H12-24"  
W12-18"

Days to harvest 50-60  
Zone 10(30°)



**LEGEND:** 🦋=Pollinator • ✂=Cut Flower • 🌵=Drought Resistant • 🦌=Deer Resistant

▲=Native/Waterwise • ☉=Full Sun • 🌓=Part Sun • 🌑=Full Shade • H=Height • W=Width





<b>melongena 'Gretel'</b> •Compact and perfect to plant in containers. Almost seedless, 8-10" long white eggplants have a tender skin that doesn't need peeling, saving time in the kitchen and bringing more fiber and nutrients to the table. Heavy bearing, succulent and bitter free fruit. All American Selection.	H24-36" W18-36"	Days to harvest 55-65 Zone 10(30°)	○
<b>melongena 'Hansel'</b> •If the peak maturity is missed, these slender eggplants do not get bitter. Slender dark purple fruit can be harvested between 3" and 10". 2008 All American Selections Winner.	H24-36" W18-24"	Days to harvest 55-65 Zone 10(30°)	○
<b>melongena 'Pinstripe'</b> •This unusual plant has light purple fruits streaked with white that produces high yields. This is an Italian eggplant variety that will produce a 4-5 oz. tennis ball sized fruit. Perfect for the patio.	H12-24" W18-24"	Days to harvest 60-65 Zone 10(30°)	○
<b>melongena 'White Moon'</b> •Pick when skin is glossy; dull fruit indicates over-ripeness. Both under-and over-ripe fruit tastes bitter. Pick white eggplants before skin turns yellow. Use pruning shears or a sharp knife to cut eggplants, keeping a short stub of stem attached. Produces 7" fruit.	H36-48" W12-36"	Days to harvest 70-80 Zone 10(30°)	○
<b>PEPPER Capsicum</b>			
<b>annuum 'Anaheim Spitfire'</b> •Spitfire is an anaheim pepper with a vigorous plant that has the potential to produce an abundance of large, high quality fruit	H6-10" W12-18"	Days to harvest 80-85 SHU 90-130 Zone 10(30°)	○
<b>annuum 'Ancho Poblano Trident'</b> •Dark green, glossy fruits have thick walls and grow up to 7" long. Highly resistance to tobacco mosaic virus.	H18-24" W18-24"	Days to harvest 80-85 SHU 250-1,500 Zone 10(30°)	○
<b>annuum 'Better Belle IV'</b> •Harvest earlier than other varieties, producing large tasty, thick-walled fruit.	H18-24" W18-24"	Days to harvest 65-70 SHU 0 Zone 10(30°)	○
<b>annuum 'Bhut Jolokia' Ghost Pepper Red</b> •Somewhat of a slow grower. More grown for its novelty than for its culinary uses. Peppers size up to 2-3" long.	H24-36" W12-24"	Days to harvest 85-95 SHU 1,000,000 Zone 10(30°)	○
<b>annuum 'Bhut Jolokia Chocolate' Ghost Pepper</b> •Loves heat and humidity, but with a little extra care, it will grow in a cooler climate. It is a rare, natural variant of the Bhut red variety.	H18-24" W12-24"	Days to harvest 85-95 SHU 1,000,000 Zone 10(30°)	○
<b>annuum 'Big Bomb Cherry'</b> •Early plant produces high yields of 2x2" wide cherry-type hot peppers. Peppers turn from green to brilliant red when mature.	H24-30" W14-18"	Days to harvest 65-75 SHU 20,000-30,000 Zone 10(30°)	○
<b>annuum 'Big Jim'</b> •The fruit matures early, with thick flesh and a very sweet taste. High yields of bright orange peppers and has a high resistance to disease.	H18-24" W18-24"	Days to harvest 75-80 SHU 2,500-3,000 Zone 10(30°)	○
<b>annuum 'Blushing Beauty Bell'</b> •This all American Winner has fruit that is an impressive ivory white that eventually ripens to a reddish blush.	H18-24" W18-24"	Days to harvest 65-75 SHU 0 Zone 10(30°)	○
<b>annuum 'Cajun Belle'</b> •Early, vigorous pepper produces high yields of 2-3", bell-shaped fruit that has a mildly spicy flavor. 2010 All-American Selections winner.	H12-24" W18-24"	Days to harvest 60-70 SHU 1,000 Zone 10(30°)	○
<b>annuum 'Candy Cane Red'</b> •Snack pepper has unique, eye-catching variegated foliage, plus fruit that ripens from green striped to solid red. Sweet flavor and thin walls, crispy texture. Perfect for fresh eating at any stage of ripeness.	H18-24" W12-18"	Days to harvest 60-65 SHU 0 Zone 10(30°)	○
<b>annuum 'Carolina Reaper'</b> •Bred for extreme heat, but this pepper has excellent flavor as well. Well branching habit, with medium vigor.	H24-36" W18-24"	Days to harvest 85-90 SHU 2,250,000 Zone 10(30°)	○
<b>annuum 'Chocolate Beauty'</b> •A uniquely colored, tasty sweet pepper. Starts green and ripens to a rich chocolate-brown.	H24-36" W12-24"	Days to harvest 65-75 SHU 0 Zone 10(30°)	○



## PEPPER Capsicum Continued

<b>annuum 'Devils Tongue'</b> •Twisted and folded habanero-like shape. The pepper's extreme heat, fruity flavor, and vibrant hue make the Devil's Tongue perfect for extreme-eating salsas and sauces.	H24-30" W12-18"	Days to harvest 90-95 SHU 125,000 Zone 10(30°)	○
<b>annuum 'Diamond White Bell'</b> •Plant produces good yields of white, sweet bell peppers. Peppers turn from translucent white to pale yellow when mature.	H22-30" W10-12"	Days to harvest 80-90 SHU 0 Zone 10(30°)	○
<b>annuum 'Dragonfly Purple'</b> •Beautiful peppers with thick walls. Fruit has a tender, crisp texture with a sweet and delicious flavor. Sturdy compact plants.	H18-24" W12-24"	Days to harvest 70-75 SHU 0 Zone 10(30°)	○
<b>annuum 'Early Golden Summer'</b> •Thick, lobed fruit matures from lime green to golden yellow throughout the summer months.	H18-24" W12-24"	Days to harvest 65-70 SHU 0 Zone 10(30°)	○
<b>annuum 'Gypsy'</b> •No-heat sweet pepper, but surprising for its intensity as the fruits mature. Vigorous producer of mid-sized fruit perfect for eating fresh.	H18-24" W18-24"	Days to harvest 60-65 SHU 0 Zone 10(30°)	○
<b>annuum 'Habañero Chocolate'</b> •Dark brown fruit with a smoky taste.	H24-30" W24-36"	Days to harvest 100+ SHU 500,000 Zone 10(30°)	○
<b>annuum 'Habañero Orange'</b> •Wrinkled green fruit ripen to yellowish orange. Fruit and seeds can be used fresh or dried.	H24-30" W24-36"	Days to harvest 100+ SHU 350,000 Zone 10(30°)	○
<b>annuum 'Habañero Peach'</b> •Salmon colored fruit are the sweetest of the Habañero's.	H16-18" W12-18"	Days to harvest 100+ SHU 350,000 Zone 10(30°)	○
<b>annuum 'Habañero Red'</b> •Wrinkled green fruit ripen to red.	H18-24" W12-24"	Days to harvest 100+ SHU 350,000 Zone 10(30°)	○
<b>annuum 'Habañero White'</b> •This creamy-white fruit is a favorite for its smoky taste.	H16-18" W12-18"	Days to harvest 100+ SHU 350,000 Zone 10(30°)	○
<b>annuum 'Habañero Yellow'</b> •Bright yellow and fruity flavored.	H18-24" W12-18"	Days to harvest 85-90 SHU 400,000 Zone 10(30°)	○
<b>annuum 'Jalapeño'</b> •Tapered chili peppers. Deep green 3" fruit mature to an intense red. Plants have a long harvest period.	H18-24" W18-24"	Days to harvest 50-75 SHU 2,500-10,000 Zone 10(30°)	○
<b>annuum 'Jalapeño Emerald Fire Giant'</b> •Compact plants boast extra large, 4-6" fruits. Thick walled with very little cracking, even after maturing to red. A high yielding X3R variety featuring better disease resistance than similar types.	H12-24" W12-18"	Days to harvest 70-75 SHU 1,000-5,000 Zone 10(30°)	○
<b>annuum 'Jalapeño Jaloro Yellow'</b> •The fruit starts off a pale yellow, turns orange and finally red. Can be used at any state of it's maturity but commonly used while yellow. The flavor and heat is that of a jalapeno, but with a slight fruit finish.	H18-24" W18-24"	Days to harvest 75-85 SHU 2,500-10,000 Zone 10(30°)	○
<b>annuum 'Jalapeño Orange'</b> •3" green Jalapeño's ripen to an intense orange.	H18-24" W18-24"	Days to harvest 75-85 SHU 2,500-10,000 Zone 10(30°)	○
<b>annuum 'Jalapeño Purple'</b> •3" green Jalapeño's ripen to a dark purple color.	H18-24" W18-24"	Days to harvest 75-85 SHU 2,500-10,000 Zone 10(30°)	○
<b>annuum 'Mad Hatter'</b> •Vigor, high yields, large size and awesome citrusy taste make it a must have. Flattened-disc shaped fruit has lobes and wings.	H36-48" W18-24"	Days to harvest 75-80 SHU 25-50 Zone 10(30°)	○



<b>annuum 'Majestic Red'</b> •Fruits are blocky, with smooth skin that turns from rich green to bright red. Extra-thick walls have a juicy, sweet, crunchy flavor.	H18-24" W12-18"	Days to harvest 75-80 SHU 0 Zone 10(30°)	○
<b>annuum 'Mini Bell Mix'</b> •A mix of orange, red, and green fruits are small but stocky. Well branched plants produce high numbers of sweet mini-peppers.	H10-12" W10-14"	Days to harvest 65-75 SHU 0 Zone 10(30°)	○
<b>annuum 'Orange Blaze Bell'</b> •Heavy yields of bright orange peppers and has a high resistance to disease and cracking.	H24-30" W18-24"	Days to harvest 65-70 SHU 0 Zone 10(30°)	○
<b>annuum 'Pretty and Sweet'</b> •Compact plants are very attractive in ornamental gardens or containers due to its attractive multicolored, sweet fruit.	H18-20" W12-14"	Days to harvest 90-95 SHU 0 Zone 10(30°)	○
<b>annuum 'Satan's Kiss'</b> •Chili variety from southern Italy. These medium hot, red little poppers are the size of a golf ball.	H18-24" W18-24"	Days to harvest 70-80 SHU 40,000-50,000 Zone 10(30°)	○
<b>annuum 'Serrano Flaming Jade'</b> •Disease resistant, upright habit and uniform plants. Each plant is laden with a heavy set of large, long, green fruit.	H24-36" W24-36"	Days to harvest 70-75 SHU 3,000 Zone 10(30°)	○
<b>annuum 'Scorpion Butch T'</b> •2" long fruit has crinkled skin and a curve on the tip that resembles a scorpions stinger.	H24-30" W16-18"	Days to harvest 85-95 SHU 1,250,000 Zone 10(30°)	○
<b>annuum 'Sriracha'</b> •Large, uniform dark green fruit turns to red with smooth skin and a good shelf life.	H18-22" W18-22"	Days to harvest 80-95 SHU 2,300-2,500 Zone 10(30°)	○
<b>annuum 'Super Chili'</b> •High yields of colorful 2.5" long peppers. All-American winner.	H24-30" W14-18"	Days to harvest 75-85 SHU 25,000-50,000 Zone 10(30°)	○
<b>annuum 'Sweet Banana'</b> •Heirloom variety. Large, pointed fruits measure 6-7" long and 1 1/2" across. The mild yellow peppers ultimately turn a bright red. All American Selections Bronze Medal Winner 1941.	H18-24" W10-12"	Days to harvest 70-75 SHU 0 Zone 10(30°)	○
<b>annuum 'Tabasco'</b> •Tiny, peppers that grow upside-down. The peppers emerge a light green, then mature to yellow, orange and finally scarlet-red.	H18-24" W8-12"	Days to harvest 65-70 Zone 5(-20°)	○
<b>annuum 'Thai Dragon'</b> •Peppers grow to 3-4" long and mature to a bright red. They grow on a short, bushy plant, giving rise to clusters of upright peppers.	H15-18" W12-16"	Days to harvest 85-90 Zone 10(30°)	○
<b>annuum 'Trinidad Moruga Scorpion'</b> •Wrinkled, lantern-shaped fruits ripen to a searing red-orange.	H18-24" W18-24"	Days to harvest 100+ SHU 2,000,000 Zone 10(30°)	○

## RASPBERRY Rubus

<b>'Heritage'</b> •Is one of the best fall crop selections! Moderate summer crop, followed by an abundant fall harvest of sweet dark red berries. Deciduous.	H48-60" W18-24"	Harvest summer-fall Zone 4(-30°)	○ ● ♀
---	--------------------	-------------------------------------	-------

## RHUBARB Rheum

<b>hybridum 'Canada Red'</b> •Produces large rich red stems on a hardy plant. Harvest throughout summer; only stems are edible. <b>DO NOT EAT THE LEAVES.</b>	H24-36" W24-36"	Harvest after the first growing season. Zone 4(-30°)	○ ●
<b>hybridum 'Red Champagne'</b> •An outstanding early variety with long, pale pink stems. It has a sweet taste. <b>DO NOT EAT THE LEAVES.</b>	H30-40" W32-40"	Harvest after first growing season. Zone 5(-20°)	○ ●
<b>hybridum 'Valentine Red'</b> •Beautiful dark red stalks. Less acidic and sweeter compared with other rhubarbs. Fast grower. <b>DO NOT EAT THE LEAVES.</b>	H24-30" W24-36"	Harvest after the first growing season. Zone 4(-30°)	○ ●



## STRAWBERRY *Fragaria*

<b>ananassa 'Eversweet'</b> •Juicy, vibrant red berries have a sweet, rich flavor. Plants produce two large crops, one in the spring and one in the fall, with sporadic fruiting in between. Tolerates hot temperatures better than others.	H6-8" W24-36"	Harvest June-September Zone 4(-30°)	○ ● ♀
<b>ananassa 'Fort Laramie'</b> •Medium to large sized fruit. This everbearing variety is among the hardiest and has a tidy growth habit that spreads by runners to form a handsome groundcover. Prefers well-drained soil.	H8-12" W18-24"	Harvest May-October Zone 4(-30°)	○ ● ● ♀
<b>ananassa 'Gasana'</b> •Early bloomer of large pink flowers that continues to bloom after fruit is set. This is a strong vigorous plant that produces several runners and is ideal for a basket or pot. Small to medium sized fruit.	H8-12" W24-36"	Harvest May-October Zone 4(-30°)	○ ● ● ♀
<b>ananassa 'Ruby Ann'</b> •Compact plant produces very few runners. Deep red flowers appear early in the season. Medium sized, everbearing fruit.	H8-12" W24-36"	Harvest June-September Zone 4(-30°)	○ ● ● ♀
<b>ananassa 'Toscana'</b> •This plant has decorative, large, rose blossoms and striking cone-shaped fruit. The fruit is juicy and sweet. Medium sized fruit. Winner of FleuroStar Award 2011-2012.	H8-12" W14-18"	Harvest June-July Zone 5(-20°)	○ ● ● ♀
<b>'Delizz'</b> •Delizz is the first and only strawberry EVER to be an All-America Selection national winner. Compact, hardy plants produce mid-sized fruit on strong stems. Two harvests: the first is summer's June harvest; the second, the fall harvest, lasts from August to September.	H10-24" W10-24"	Harvest mid season-late season Zone 3(-40°)	○ ● ♀
<b>vesca 'Yellow Wonder'</b> •Produces an abundance of pastel yellow fruit from white blooms.	H8-10" W10-12"	Harvest spring to fall Zone 5(-20°)	○ ● ♀

## SWEET POTATO *Ipomea*

**Treasure Island Series (batatas)** The first edible and ornamental sweet potatoes on the market. Not only are the leaves colorful, they are edible, too. In the fall consumers can dig up and enjoy the colorful sweet potatoes

<b>'Kaukura'</b> •This delicious sweet potato grows on a vine with dark, heart-shaped leaves. Flesh is a pale orange.	H12-14" W36-48"	Days to harvest 100-110 Zone 4(-30°)	○
<b>'Makatea'</b> •Produces very light orange skin and white flesh. Its edible yellow-green, heart-shaped, foliage is an excellent addition to mixed salads.	H12-14" W36-48"	Days to harvest 100-110 Zone 4(-30°)	○
<b>'Manihi'</b> •With edible, deep-purple, maple leaves, and with its orange skin and light orange flesh, this sweet potato boasts exquisite taste and health benefits.	H12-14" W36-48"	Days to harvest 100-110 Zone 4(-30°)	○

## TOMATILLO *Physalis*

<b>ixocarpa 'Super Verde'</b> •Extra large fruits are firm, weigh about 2-1/2 ounces each, have strong healthy husks, an attractive green color and excellent vigor.	H36-48" W24-36"	Days to harvest 75-85 Zone 10(30°)	○
---	--------------------	---------------------------------------	---





## TOMATO *Lycopersicon*

<b>esculentum 'Better Boy'</b> •Large, firm, red fruit is excellent for eating fresh from the vine. Indeterminate: may require staking.	H48-60" W24-48"	Days to harvest 65-75 Zone 10(30°)	○
<b>esculentum 'Big Beef'</b> •This disease-resistant variety produces large, uniform red fruit. Tomatoes are big and meaty with a delicious flavor. Indeterminate: may require staking. 1994 AAS winner.	H48-60" W24-36"	Days to harvest 70-80 Zone 10(30°)	○
<b>esculentum 'Bumble Bee Pink Striped' *New*</b> •Produces light pink cherry tomatoes with yellow stripes. The flavor is bright and very sweet. Indeterminate: may require staking.	H48-60" W18-24"	Days to harvest 65-70 Zone 10(30°)	○
<b>esculentum 'Bumble Bee Purple Striped' *New*</b> •Purple cherry tomatoes with green stripes. The flavor is bright and tangy. Indeterminate: may require staking.	H48-60" W18-24"	Days to harvest 65-70 Zone 10(30°)	○
<b>esculentum 'Bumble Bee Sunrise Striped' *New*</b> •Luminous swirls of reds and oranges, inside the fruit and out. The meat tastes sweet and fruity. Indeterminate: may require staking.	H48-60" W18-24"	Days to harvest 65-70 Zone 10(30°)	○
<b>esculentum 'Bush Early Girl'</b> •This compact variety yields large crops of red tomatoes. Fruit is flavorful and sweet. Plants are disease resistant. Good for areas with a short growing season. Determinate:	H18-36" W24-36"	Days to harvest 50-60 Zone 10(30°)	○
<b>esculentum 'Bush All Star'</b> •The Ideal pot tomato, 7 oz. red beefsteak, super strong stem. Cage to support the weight of the tomatoes.	H36-48" W24-36"	Days to harvest 60-65 Zone 10(30°)	○
<b>esculentum 'Candyland' *New*</b> •Small, dime sized, dark red tomatoes have a very sweet flavor. Determinate:	H48-60" W18-24"	Days to harvest 50-60 Zone 10(30°)	○
<b>esculentum 'Celebrity'</b> •(AAS) VF1 & 2NT Large, glossy fruit on strong stems. F1 hybrid. Outstanding fresh or cooked. Semi determinate.	H36-48" W24-36"	Days to harvest 65-75 Zone 10(30°)	○
<b>esculentum 'Chef's Choice Bi-Color'</b> •Plants produce large 7-8 oz. beefsteak fruits with beautiful pinkish-red internal stripes within a yellow flesh. They are as sweet as they are beautiful with better flavor and texture.	H36-48" W18-24"	Days to harvest 70-75 Zone 10(30°)	○
<b>esculentum 'Chef's Choice Black'</b> •A beefsteak type tomato with a dark green/brown/black hue. Meaty interior with great flavor. This hybrid boasts a prolific yield of 8-ounce fruits grown on strong, 5-foot indeterminate vines.	H36-48" W18-24"	Days to harvest 70-75 Zone 10(30°)	○
<b>esculentum 'Chef's Choice Pink'</b> •Very large yields of 12-14oz pink beefsteak tomatoes. The perfect acid to sugar balance in this tomato makes it a must for any home chef. Indeterminate potato leaf plants have good disease resistance.	H20-24" W18-24"	Days to harvest 75-85 Zone 10(30°)	○
<b>esculentum 'Chef's Choice Green'</b> •Tangy sweet flavor and unconventional, attractive bright yellow-green fruits. You'll enjoy this disease free plant throughout the season with its dark green leaves and well-behaved form. Indeterminate	H48-60" W20-24"	Days to harvest 85-90 Zone 10(30°)	○
<b>esculentum 'Chef's Choice Orange'</b> •Developed from the orange heirloom Amana Orange. Its fruit averages 12 oz., has a beautiful orange exterior color and an internal color that is neon orange. Indeterminate	H48-60" W18-24"	Days to harvest 75-80 Zone 10(30°)	○
<b>esculentum 'Chef's Choice Purple'</b> •Attractive, flattened globe shaped, 9 to 10 oz. fruits are firm, smooth and flavorful. Indeterminate	H36-48" W18-24"	Days to harvest 70-75 Zone 10(30°)	○
<b>esculentum 'Chef's Choice Red'</b> •Produces 8 oz. globe-shaped, tomato-red, beefsteak-type tomatoes. Indeterminate.	H48-60" W18-24"	Days to harvest 75-80 Zone 10(30°)	○

TOMATO *Lycopersicon* Continued

<b>esculentum 'Chef's Choice Striped'</b> •Produces 6 to 7oz. beautiful globed-shaped fruits with stunning yellow skin covered with pink/red stripes. Indeterminate.	H36-48" W18-24"	Days to harvest 70-75 Zone 10(30°)	○
<b>esculentum 'Chef's Choice Yellow'</b> •Hearty 9 to 10oz beefsteak-type fruit in a beautiful golden-yellow. Unusual sweet citrus-like flavor. Disease resistant. Indeterminate.	H48-60" W18-24"	Days to harvest 75-80 Zone 10(30°)	○
<b>esculentum 'Early Doll (4th of July)'</b> •Bright red globe tomato with excellent flavor that keeps on producing over a long season. High yield of 4-5oz. almost round fruit on plants that show good disease resistance and heat tolerance. Indeterminate.	H24-36" W18-24"	Days to harvest 60-70 Zone 10(30°)	○
<b>esculentum 'Early Girl'</b> •Vines bear clusters of large tomatoes that have excellent flavor. This is a great all-round choice for your tomato needs. Resistant to disease. The large, meaty fruit with exceptional flavor are on dependable, strong vines that benefit from the support of a cage or stake, especially when loaded with fruit. Semi-determinate plant.	H48-60" W18-24"	Days to harvest 55-65 Zone 10(30°)	○
<b>esculentum 'Heatmaster'</b> •Plants produce strongly oblong fruits perfect for halving or quartering. Fruit size is about 7 oz. Bred for hot climates. Determinate	H36-48" W24-36"	Days to harvest 65-75 Zone 10(30°)	○
<b>esculentum 'Hamson (DX-52-12)'</b> •Bushy, compact growth produces firm red fruit with great flavor. Excellent for canning and eating fresh. Developed at Utah State University to set fruit under adverse conditions. Determinate.	H24-36" W18-24"	Days to harvest 60-70 Zone 10(30°)	○
<b>esculentum 'Indigo Rose'</b> •Stunning clusters of 2-3" purple-black fruits that turn a rosy-red when ripe. Deep red flesh with strong acidic flavor. High levels of anthocyanin. Breeder's rule of thumb: If you think it's ripe, wait three more days before you pick it. Indeterminate	H24-36" W24-36"	Days to harvest 65-75 Zone 10(30°)	○
<b>esculentum 'La Roma III'</b> •Bright red pear-shaped fruit are thick and meaty with few seeds. Great tomato for cooking and canning. Disease tolerant. Determinate.	H34-48" W24-36"	Days to harvest 65-75 Zone 10(30°)	○
<b>esculentum 'Lemon Boy'</b> •Beautiful globed lemon-yellow fruit with mild flavor. Plants adapt well to variable conditions. Indeterminate: may require staking.	H36-48" W24-36"	Days to harvest 70-80 Zone 10(30°)	○
<b>esculentum 'Lemon Cherry'</b> •Pale yellow fruits have a sweet, juicy flavor. Indeterminate	H36-48" W24-36"	Days to harvest 55-65 Zone 10(30°)	○
<b>esculentum 'Marriage Big Brandy'</b> •Produces 12-15 oz. tomato with distinctive, deeply pleated fruit that's juicy and sweet. Disease resistant. Semi-determinate plants.	H60-48" W36-48"	Days to harvest 70-80 Zone 10(30°)	○
<b>esculentum 'Marriage Cherokee Carbon'</b> •Large, robust beefsteak tomatoes that weigh an average of 10 to 12 oz. The unblemished fruits have a beautiful dark purple coloring and they are full of rich, sweet yet tangy. Indeterminate	H48-60" W18-24"	Days to harvest 75-80 Zone 10(30°)	○
<b>esculentum 'Marriage Genuwine'</b> •Distinctive sweet, luscious flavor. Fruit is crack resistant. Plant produces high yields of 10-12 oz dark red fruit. Indeterminate.	H60-48" W36-48"	Days to harvest 55-65 Zone 10(30°)	○
<b>esculentum 'Ruby Crush Grape'</b> •This variety has sugar-acid balanced fruits that resist cracking. Smooth, bright red fruits are solid, oval, and weigh about 1/2 ounce each. Determinate.	H18-24" W15-18"	Days to harvest 60-70 Zone 10(30°)	○
<b>esculentum 'Skyreacher'</b> •A great 6-10 oz. slicing tomato that has a beautiful striped red-orange exterior with a sweet but well balanced taste. Determinate.	H30-40" W30-36"	Days to harvest 70-75 Zone 10(30°)	○
<b>esculentum 'Sub Arctic Plenty'</b> •Produces good yields of 4 oz. red tomatoes. Sets fruit under 50 degrees. Disease resistant. Determinate.	H48-60" W24-36"	Days to harvest 45-55 Zone 10(30°)	○



<b>esculentum 'Sun Sugar'</b> •Plant produces heavy yields of flavorful, sweet and juicy orange cherry tomatoes that grow in clusters. This variety has thin skin and is crack and disease resistant. Indeterminate, will require staking.	H48-60" W24-36"	Days to harvest 65-75 Zone 10(30°)	○
<b>esculentum 'Super Fantastic'</b> •Plant produces heavy yields of 6-10 oz. round, flavorful, red tomatoes. Disease resistant. Determinate.	H48-60" W24-36"	Days to harvest 65-75 Zone 10(30°)	○
<b>esculentum 'Supersweet 100'</b> •Super-sweet, cherry tomatoes are extra high in vitamin C. High yields are produced throughout the season. Indeterminate.	H48-60" W18-24"	Days to harvest 60-70. Zone 10(30°)	○
<b>Heirloom Tomatoes</b>			
<b>esculentum 'Amish Paste'</b> •Fruit is bright red, 6-8 oz. and vary in size from ox-heart to rounded plum. Excellent paste tomato. Indeterminate, will need staking.	H24-36" W24-36"	Days to harvest 80-90 Zone 10(30°)	○
<b>esculentum 'Big Rainbow'</b> •Plant produces good yields of 1 to 2 lb. bi-colored beefsteak tomatoes. Tomatoes have a fruity sweet flavor and turn to gold and red when mature. Indeterminate.	H48-60" W24-36"	Days to harvest 85-95 Zone 10(30°)	○
<b>esculentum 'Black Cherry'</b> •Vigorous grower that yields an abundant crop in huge clusters of 1" round, juicy, mahogany-brown cherry tomatoes. Indeterminate.	H48-60" W24-36"	Days to harvest 60-70 Zone 10(30°)	○
<b>esculentum 'Black Krim'</b> •Indeterminate plants produce large 6" fruit that weight 10-16 oz. each. Heat tolerant. Rich, slightly salty flavour.	H48-60" W24-36"	Days to harvest 75-85 Zone 10(30°)	○
<b>esculentum 'Black Prince'</b> •High acid, medium-sized reddish-black tomatoes. Strong flavor. Sets fruit under 50 degrees. Disease resistant. Indeterminate.	H48-60" W24-36"	Days to harvest 60-70 Zone 10(30°)	○
<b>esculentum 'Bloody Butcher'</b> •Early all-purpose tomato high in acid and great tasting. Forms clusters of 5-9, 2" round deep red fruits. Indeterminate.	H24-48" W12-18"	Days to harvest 55-65 Zone 10(30°)	○
<b>esculentum 'Brandywine Red'</b> •The exquisite flavor of these very large fruits will delight and are meaty and rich. Indeterminate: may require staking.	H48-60" W24-36"	Days to harvest 75-85 Zone 10(30°)	○
<b>esculentum 'Brandywine Yellow'</b> •The potato leafed vines produce golden-yellow, large fruits weighing up to two pounds. The tomatoes have a creamy texture and an excellent, intense flavor. Indeterminate: may require staking.	H48-60" W12-24"	Days to harvest 90-95 Zone 10(30°)	○
<b>esculentum 'Cherokee Purple'</b> •Abundant, medium-sized fruits are very sweet and juicy with a smoky flavor. Thick, rosy brown skin resists cracking. Good foliage cover prevents sunburn. Indeterminate.	H48-60" W24-36"	Days to harvest 80-90 Zone 10(30°)	○
<b>esculentum 'Delicious'</b> •Huge solid scarlet fruits average 1 lb. or more. Smooth, crack-free, excellent slicer with delicious flavor. Plant produces good yields of gigantic, meaty fruit with very few seeds. Indeterminate.	H48-60" W24-36"	Days to harvest 75-85 Zone 10(30°)	○
<b>esculentum 'Elberta Peach'</b> •Peach-like in appearance complete with fuzzy leaves. Plant produces heavy yields of 1-2", 3 oz. flavorful fruit with bright red and regal gold stripes. An excellent gourmet tomato. Determinate.	H36-48" W18-24"	Days to harvest 60-70 Zone 10(30°)	○
<b>esculentum 'Glacier'</b> •Produces 2" size fruit that weigh about 2-3 oz. Fruit will set under 55 degrees. Determinate.	H48-60" W24-36"	Days to harvest 50-60 Zone 10(30°)	○
<b>esculentum 'Great White'</b> •Plant produces good yields of large 10-16 oz. white tomatoes. Tomatoes are very sweet and turn to a creamy white color when mature. Crack resistant. Indeterminate: may require staking.	H48-60" W36-48"	Days to harvest 80-90 Zone 10(30°)	○



## TOMATO *Lycopersicon* Continued

<b>esculentum 'Green Zebra'</b> •Relatively small 2-3" fruit with a strong acid flavor. At maturity, the fruit will turn gold with forest green stripes. Indeterminate.	H24-48" W18-30"	Days to harvest 65-70 Zone 10(30°)	○
<b>esculentum 'Hillbilly'</b> •Yellow-orange skin and flesh mottled and streaked with red, this beefsteak weighs in at 1-2 lb. Heavily ribbed fruits bring superb, sweet, low acid flavor. Indeterminate: may require staking.	H36-48" W24-36"	Days to harvest 85-95 Zone 10(30°)	○
<b>esculentum 'Mortgage Lifter'</b> •Exceptionally large, meaty, deliciously sweet tomatoes. They are borne on indeterminate vines producing heavy yields of 1-2 pound fruits.	H48-60" W24-36"	Days to harvest 70-80 Zone 10(30°)	○
<b>esculentum 'Moskovich'</b> •Fruits are early, deep red, and will set under 55 degrees. Rich flavor and a smooth-globe shaped fruit that weigh 4-6 oz. Highly resistant to cracking. Indeterminate.	H48-60" W24-36"	Days to harvest 55-65. Zone 10(30°)	○
<b>esculentum 'Pineapple'</b> •This delicious, very sweet, tangy, beefsteak weighs up to 2 lbs. The huge yellow-gold fruit is often striped in red boasting fewer seeds and more solid interiors. Indeterminate: may require staking.	H48-60" W24-36"	Days to harvest 90-100 Zone 10(30°)	○
<b>esculentum 'San Marzano'</b> •The most famous of all paste tomatoes. These very productive plants produce 3 1/2" long, bright red, pear shaped, meaty plum tomatoes. Indeterminate: may require staking.	H36-48" W24-30"	Days to harvest 75-80 Zone 10(30°)	○
<b>esculentum 'Siberian'</b> •Clusters of bright red tomatoes that weigh up to 5 oz. Determinate, compact bush habit. Plants will set fruit even in low temperatures of 40°. Determinate.	H24-36" W24-36"	Days to harvest 50-60 Zone 10(30°)	○
<b>esculentum 'Silver Fir Tree'</b> •Silver carrot-like leaf makes this a very unique and unusual looking tomato. Compact determinate plant with round 3" red fruit.	H24-36" W18-24"	Days to harvest 55-65 Zone 10(30°)	○
<b>esculentum 'Snow White'</b> •Uncommonly delicious white cherry tomato with sweet fruity flavor. Indeterminate: may require staking.	H60-72" W36-48"	Days to harvest 75-85 Zone 10(30°)	○
<b>esculentum 'Striped German'</b> •Super-flavored, red and yellow bicolored fruit has unusually well-defined stripes. Flat, medium to large sized with ribbed shoulders. Indeterminate: may require staking.	H48-60" W24-36"	Days to harvest 75-85 Zone 10(30°)	○
<b>esculentum 'Stupice'</b> •Prolific producer of 2-2 1/2" round, ultra juicy fruit on a compact bush. Produces early with high yields of bright red delicious tomatoes. Indeterminate: may require staking.	H24-36" W24-36"	Days to harvest 55-65 Zone 10(30°)	○
<b>esculentum 'Tye Dye'</b> •Bicolor gold and red hybrid delivers all the taste of popular heirloom tomatoes, with bigger yields, consistent form and better disease resistance. Indeterminate.	H24-36" W24-36"	Days to harvest 65-75 Zone 10(30°)	○
<b>esculentum 'Valencia'</b> •Produces smooth, round, 8-10 oz. orange fruit. Meaty interiors. This mid-season tomato is among the best for flavor and texture. Determinate.	H36-48" W24-36"	Days to harvest 75-85 Zone 10(30°)	○
<b>esculentum 'Viva Italia'</b> •Outstanding vigorous plant with great flavor and high yields of red 3 oz. fruit. Compact, determinate habit. Turns deep red when mature.	H36-48" W24-36"	Days to harvest 75-80 Zone 10(30°)	○



## Annual Grasses

**Cordyline** New Zealand native, this palm-like tree can grow as tall as 10-15 feet in height if allowed to grow multiple years. The flowers are white and are sweetly fragrant, followed by small green berries that turn cream to purple. Blooming will only appear after multiple growing seasons. Used mainly for its foliage as an accent plant.

<b>australis 'Can Can'</b> •This spiky-leaved evergreen has beautiful variegated leaves starting off an eye-catching red and pink, then aging to green and yellow.	H36-48" W36-48"	Late Spring-Frost Zone 9(20°)	○ ● ☼
<b>australis 'Red Sensation'</b> •Crimson-red.	H36-72" W18-24"	Late Spring-Frost Zone 9(20°)	○ ● ☼
<b>australis 'Red Star'</b> •Dark red.	H24-36" W18-24"	Late Spring-Frost Zone 9(20°)	○ ● ☼
<b>australis 'Salsa'</b> •Vibrant mix of intense purple red and intense pink that deepen in color as the leaves mature.	H36-72" W18-24"	Late Spring-Frost Zone 9(20°)	○ ● ☼
<b>australis 'Torbay Dazzler'</b> •Ribbons of green and creamy gold with reddish highlights near the center.	H24-36" W24-36"	Late Spring-Frost Zone 9(20°)	○ ● ☼
<b>indivisia 'Dracaena Palm'</b> •Green	H24-36" W12-18"	Late Spring-Frost Zone 9(20°)	○ ● ☼

### Cyperus Papyrus

<b>'Crown of Pharaoh' *New*</b> •Bright green stalks that produce spiky round green plumes that look like masses of fireworks. Can grow in water but avoid covering the crown.	H24-36" W16-18"	Late Spring-Frost Zone 9(20°)	○ ● ☼
<b>involutratus 'Baby Moses' *New*</b> •Mounding habit with heads of pendulous blades that bear greenish flower spikelets. Can be placed in water but avoid covering the crown.	H18-24" W18-24"	Late Spring-Frost Zone 9(20°)	○ ● ☼
<b>involutratus 'Umbrella Papyrus' *New*</b> •Grows in clumps of slender triangular stems. At the tips are about two dozen leaf-like bracts arranged like the spokes of a wheel.	H36-72" W18-24"	Late Spring-Frost Zone 9(20°)	○ ● ☼
<b>'Nile Queen' *New*</b> •A medium form of Giant Papyrus. Adapts well to growing in or out of water. Can handle lower light situations but needs lots of water.	H36-48" W30-36"	Late Spring-Frost Zone 9(20°)	○ ● ☼
<b>prolifer 'Cleopatra'</b> •This is one of the shortest papyrus, reaching to only 12" in height with greenish-brown summer flowers and short needle-thin leaf-bracts bare (leafless) that top the stems. Grow in water at a depth up to 4".	H12-18" W16-20"	Late Spring-Frost Zone 9(20°)	○ ● ☼

### Isolepsis Fiber Optic Grass

<b>cernua 'Live Wire'</b> •Likes consistently moist soil but can handle dry conditons. Will grow in bogs or water gardens. Blooms late spring to early fall with a white to near white flower. Unique dark green grasslike plant is ideal for adding texture to mixed containers.	H10-12" W10-12"	Late Summer-Frost Zone 9(20°)	○ ●
--	--------------------	----------------------------------	-----

### Melinus Ruby Grass

<b>neriglume 'Pink Crystals'</b> •This grass is small but showy. It has lush, blue-green foliage that turns purple-red in fall. The plant forms dense, mounded clumps. The wiry, rolled leaves grow in tufts within the clumps. In the summer, soft fuzzy pink panicles are produced.	H12-24" W12-24"	Summer-Frost Zone 9(20°)	○ ●
--	--------------------	-----------------------------	-----

### Milium Golden Millet

<b>effusium 'Flashlights'</b> •Chartreuse-green, slightly weeping foliage with a mounding habit. Plant in moist, well-drained soil. Delicate, white pinnacles appear in spring. Great accent plant in containers or landscape.	H18-24" W18-24"	Late Spring-Frost Zone 9(20°)	○ ● ☼
---	--------------------	----------------------------------	-------



### Pennisetum *Fountain Grass*

<b>'First Kight'</b> •A royal flush of black purple foliage. It has center leaves that thrust skyward like broadsword blades and outer leaves that arch gracefully.	H48-54" W24-36"	Late Summer-Frost Zone 8(10°)	○ ●
<b>purpureum 'Regal Princess'</b> •Similar to 'Princess', with improved purple color and enhanced disease resistance. Blades grow deeper purple into summer.	H36-48" W24-36"	Late Summer-Frost Zone 8(10°)	○ ●
<b>setaceum 'Cherry Sparkler' <i>Variegated Fountain Grass</i></b> •Foliage is green and cream variegated, and is overlaid with a soft pink blush. In cool temperatures the blush is highly expressed and plants are pink overall in appearance. Burgundy plumes stand above the foliage.	H24-36" W18-24"	Summer-Frost Zone 9(20°)	○ ☼
<b>setaceum 'Fireworks' <i>Variegated Fountain Grass</i></b> •Similar to Rubrum, with green, white and pink variegation.	H24-30" W12-36"	Summer-Frost Zone 9(20°)	○ ☼
<b>setaceum 'Red Riding Hood' <i>Dwarf Purple Fountain Grass</i></b> •A dwarf form of Rubrum, it sports bottlebrush-like pink blooms.	H12-18" W12-20"	Summer-Frost Zone 9(20°)	○ ☼
<b>setaceum 'Rubrum' <i>Purple Fountain Grass</i></b> •Long red-purple plumes on cascading purple foliage. A quick bloomer. Used as a bedding plant or in containers.	H36-48" W24-48"	Summer-Frost Zone 9(20°)	○ ☼
<b>setaceum 'Sky Rocket'</b> •Mounding with cascading clumps of fine textured, bright variegated green and white foliage with pink plumes.	H24-36" W16-24"	Summer-Frost Zone 9(20°)	○ ☼

## Perennial Grasses

### Andropogon *Big Blue Stem*

<b>gerardii 'Blackhawks'</b> •Upright foliage starts dark green, begins to turn purple in August as nights cool, and is nearly black by late September.	H48-60" W12-24"	Late Summer-Fall Zone 3(-40°)	○ ☼ ☼
<b>gerardii 'Rain Dance' *Native &amp; Waterwise*</b> •Red-tipped foliage, deeper green than the species, turns completely maroon in fall. Up to 4" red flowers on red stems in varying tones. Seed heads branch into three parts making it look like a turkey's foot.	H60-72" W38-48"	Late Summer-Fall Zone 3(-40°)	○ ☼ ☼
<b>gerardii 'Red October' *Native &amp; Waterwise*</b> •Burgundy-red tips from spring to fall on deep green foliage. Small burgundy flowers bloom in August on 5-6' red stems. Foliage color deepens to purple-red as the nights cool. When October frosts arrive, the entire plant turns a vivid scarlet providing fabulous late season color.	H60-72" W18-24"	Late Summer-Fall Zone 3(-40°)	○ ☼ ☼

### Bouteloua *Blue Grama*

<b>gracilis 'Blonde Ambition' *Native &amp; Waterwise*</b> •Native grass that grows in a wide range of soil types. Flag-like, beige flowers are held horizontally above blue-green foliage. Long lasting blonde seed heads provide exceptional winter interest.	H18-36" W10-18"	Summer-Fall Zone 3(-40°)	○ ☼ ☼
<b>gracilis 'Blue Grama Grass' *Native &amp; Waterwise*</b> •This grass is a tufted, warm season, Missouri native grass. Narrow, bluish-grey leaf blades, 1/4" wide, typically form a dense clump. Foliage turns golden brown in autumn. Purplish-tinged flowers appear on arching stems.	H12-24" W18-24"	Summer-Fall Zone 3(-40°)	○ ☼ ☼



## Calamagrostis *Feather Reed Grass*

<b>acutiflora 'Avalanche'</b> •Green with a white stripe in the center. A variegated foliage that plumes like a Karl Foerster although they're not as showy.	H48-60" W24-30"	Summer-Fall Zone 4(-30°)	○ ● ☼
<b>acutiflora 'Eldorado'</b> •Gold variegated form of Karl Foerster. Green leaves with bright gold center. Needs moisture in hot weather.	H48-60" W18-24"	Summer-Fall Zone 5(-20°)	○ ● ☼
<b>acutiflora 'Karl Foerster'</b> •Vertical habit, green leaves, golden flower plumes. Likes moist, well-drained soil. A favorite among landscapers.	H48-60" W24-30"	Summer-Fall Zone 4(-30°)	○ ● ☼ ✂ ☼
<b>acutiflora 'Overdam'</b> •White edge with a green-striped center. A variegated foliage that will plume like a Karl Foerster although not as showy. Likes moist, well-drained soil.	H48-60" W24-30"	Summer-Fall Zone 4(-30°)	○ ● ☼
<b>brachytricha 'Diamond'</b> •A clump-forming, warm season grass with bright green leaves. The feathery pink flowers fade to cream in fall and turn to gold in winter. Does well in wet and clay soils.	H36-48" W24-36"	Summer-Fall Zone 5(-20°)	○ ● ☼ ✂ ☼

## Carex *Sedge*

<b>buchananii 'Firefox'</b> •Plants form upright clumps of very fine, hair-like leaves in a most unusual bronzy-cinnamon color.	H12-24" W12-18"	Spring-Fall Zone 6(-10°)	○ ● ☼ ☼
<b>buchananii 'Red Rooster'</b> •Upright, finely-textured, bronze foliage. This one holds the color well. Plumes in late spring.	H16-20" W24-36"	Spring-Fall Zone 6(-10°)	○ ● ☼ ☼ ☼
<b>comans 'Amazon Mist'</b> •Milky green-on-green reverse Carex. Upright form has twisting tips, suited for small containers and mixed planters.	H10-12" W12-16"	Spring-Fall Zone 6(-10°)	○ ● ☼ ☼ ☼
<b>comans 'Bronco'</b> •Deep bronze-brown, thin foliage is gracefully arching, forming an attractive mound. Winter and early season growth is tinged a beautiful coppery-pink, tipped with silver. Great for containers or rock gardens.	H10-18" W18-24"	Spring-Fall Zone 6(-10°)	○ ● ☼ ☼ ☼

## Chasmanthium *Northern Sea Oats*

<b>latifolium 'Little Tickler'</b> •A truly unique variety of Northern Sea Oats differing from the species having a more dwarf habit. It has interesting rolled dark green bamboo-like foliage. Large oat-like seed heads are a golden green.	H18-24" W12-18"	Late Summer-Fall Zone 5(-20°)	○ ● ☼ ☼ ☼
<b>latifolium 'Northern Sea Oats'</b> •Drooping seed heads hang in clusters. Green foliage turns bronze in fall and green seed heads turn purplish bronze by end of summer. Likes well-drained soil and tolerates poor soils. Cut back to the ground in early spring before new growth begins.	H30-36" W12-18"	Late Summer-Fall Zone 5(-20°)	○ ● ☼

## Cortaderia *Dwarf Pampas Grass*

<b>selloana 'Pumila'</b> •This dwarf cultivar has mid-green leaves and densely tufted, silvery yellow plumes atop tall, upright stalks.	H36-72" W36-48"	Late Summer-Fall Zone 6(-10°)	○ ☼
--	--------------------	----------------------------------	-----

## Deschampsia *Tufted Hair Grass*

<b>cespitosa *Native &amp; Waterwise*</b> •An ornamental grass that does well in moderately shady locations. Airy masses of finely branched, light green inflorescences rise above the neatly rounded tufts of narrow, dark green foliage.	H24-48" W12-24"	Early Summer-Fall Zone 4(-30°)	○ ● ▲
<b>cespitosa 'Pixie Fountain'</b> •A miniature grass, with dark green foliage and yellow-gold plumes.	H16-24" W18-24"	Summer-Fall Zone 2(-50°)	○ ● ☼

## Erianthus *Pampas Grass*

<b>ravennae Northern Pampas Grass</b> •Truly one of the giants of the grass world. The tall white flower stalks extend high above the foliage. The foliage is a grey-green mound. Prefers well-drained soil.	H144-160" W72-96"	Late Summer-Fall Zone 5(-20°)	○ ☼ ☼
---	----------------------	----------------------------------	-------

**Festuca *Fescue***

<b>glauca 'Beyond Blue'</b> •Long, exaggerated, fine-textured foliage is a rich powder blue that stays bright all season. It is known for its tidiness and low maintenance habit.	H12-18" W16-18"	Summer-Fall Zone 4(-30°)	○ ☞ ☹
<b>glauca 'Boulder Blue'</b> •Intensely blue, narrow leaves. Blooms are generally secondary, but this cultivar blooms more heavily than most.	H6-12" W6-12"	Summer-Fall Zone 4(-30°)	○ ☞ ☹
<b>glauca 'Elijah's Blue'</b> •Possibly the best blue! Evenly rounded tufts of thin blue grass. Prefers loose, well-drained soil.	H8-18" W8-10"	Summer-Fall Zone 4(-30°)	○ ☞ ☹
<b>idahoensis <i>Idaho Fescue</i> *Native &amp; Waterwise*</b> •A modest sized native bunchgrass with beautiful blue-green, fine textured foliage. Known for its hardiness and very low maintenance.	H18-24" W10-16"	Late Spring-Fall Zone 3(-40°)	○ ☞ ▲
<b>idahoensis <i>Siskiyow Blue Idaho Fescue</i> *Native &amp; Waterwise*</b> •Clumping, graceful, upright habit. Native Idaho blue fescue.	H14-18" W8-16"	Summer-Fall Zone 5(-20°)	○ ☞ ▲
<b>mairei 'Atlas Fescue'</b> •A large growing bunch grass that flowers with slender spikes of tawny brown flowers. Durable and long lived.	H24-36" W24-36"	Late Spring-Fall Zone 4(-30°)	○ ☞

**Helictotrichon *Blue Oat Grass***

<b>sempervirens <i>Blue Oat Grass</i></b> •A beautiful silver-blue foliage; evergreen. Produces bright gold oat-like seed heads that hold its shape all season and can support snow load for winter interest.	H12-36" W18-36"	Spring-Fall Zone 4(-30°)	○ ✂ ☞ ☹
--	--------------------	-----------------------------	------------

**Hierochloa *Sweetgrass***

<b>odorata <i>Vanilla Grass</i> *Native &amp; Waterwise*</b> •Native throughout North America. Glossy green leaves have a pleasant, vanilla fragrance. Used in herbal medicines and alcoholic beverages. Spreads by underground rhizomes. Will grow in different soil types but prefers rich, moist soils.	H12-24" W18-30"	Early Summer-Fall Zone 3(-40°)	○ ☞ ☹ ▲
---	--------------------	-----------------------------------	------------

**Juncus *Soft Rush*** Warm-season grasses won't start growing until mid to late spring or even early summer. Their major growth and flowering happens when the weather is hot. They will usually turn shades of brown for the winter and is an elegant plant. Requires very little attention once it's well-established. Grows in any level of moisture from dry to standing water.

<b>effusus 'Twisted Dart'</b> •This shorter version stays more compact and can be used in hanging baskets. Offers the contrast of blue and green along with straight and twisted.	H8-12" W8-12"	Spring-Fall Zone 5(-20°)	○ ● ☞ ☹
<b>effusus 'Twister'</b> •Small, curly green leaves offer interesting and fun foliage. Upright habit. Thrives in wet conditions.	H12-18" W12-14"	Spring-Fall Zone 5(-20°)	○ ● ☞ ☹
<b>inflexus 'Blue Arrows'</b> •Strong, straight, upright habit with blue-green foliage works great in containers or planting in the garden.	H24-48" W12-20"	Spring-Fall Zone 5(-20°)	○ ● ☞ ☹
<b>inflexus 'Blue Dart'</b> •Compact, blue-foliaged grass that has a spray-type habit and is well-suited to small containers and baskets.	H12-16" W8-12"	Spring-Fall Zone 5(-20°)	○ ● ☞ ☹

**Leymus *Blue Wildrye***

<b>glaucus 'Blue Basin' *Perennial Favorites Standout*</b> •A columnar powder-blue form with coarse, wide foliage provides a great vertical accent. Very drought and alkaline tolerant.	H60-72" W18-24"	Summer-Fall Zone 4(-30°)	○ ☞
--	--------------------	-----------------------------	-----





## Miscanthus Maiden Grass

<b>oligostachyus 'Purpurensens' Autumn Flame</b> •Leaves are a pleasant grey-green, turning a brilliant red-orange in fall. Seed heads have a magenta hue-changing to silky white panicles as winter approaches.	H36-60" W24-40"	Late Summer-Winter Zone 4(-30°)	○ ⊗
<b>sinensis 'Cosmopolitan' Variegated Japanese Silver Grass</b> •This is a very large, vigorous, ornamental grass with broad, weeping foliage and feathery beige flower heads.	H96-120" W30-36"	Late Summer-Winter Zone 4(-30°)	○ ☙ ⊗
<b>sinensis 'Gold Breeze'</b> •Forms an eye-catching clump of green leaves that are horizontally banded in creamy yellow from the base of the plant to the tips. This grass is strictly upright and compact in habit. Showy burgundy inflorescences appear just above the foliage.	H38-60" W24-36"	Fall-Winter Zone 5(-20°)	○ ⊗
<b>sinensis 'Gracillimus'</b> •Narrow arching foliage with plumes that are copper to red. Plant as a specimen, screen or with evergreen shrubs for winter interest.	H72-84" W36-72"	Fall-Winter Zone 5(-20°)	○ ☙ ⊗

## Muhlenbergia Muhly Grass

<b>reverchonii 'Undaunted' Ruby Muhly Grass</b> •A native grass that is long-lived, low-maintenance, and clumping with lovely reddish clouds of flowers. It thrives in most soils including alkaline clay and adapts to water-logging.	H18-30" W18-24"	Fall-Winter Zone 5(-20°)	○ ☙ ⊗
---	--------------------	-----------------------------	-------

## Panicum Switch Grass

<b>virgatum 'Heavy Metal'</b> •Leaves are silvery blue with a very upright habit. The upright nature creates a formal appearance softened only by its delicate seed heads. Tolerates a wide range of soils.	H60-72" W24-36"	Early Summer-Fall Zone 3(-40°)	○ ⊗
<b>virgatum 'Northwind'</b> •A tall ornamental grass which features one of the best vertical forms of any Panicum. The leaves are olive-green to bluish-green topped with finely textured yellow plumes.	H24-36" W24-36"	Late Summer-Fall Zone 2(-50°)	○ ☙ ☙ ☙ ⊗
<b>virgatum 'Ruby Ribbons'</b> •Soft green foliage, takes on a wine-red color in early summer. Flowers have wispy ornamental seed heads that appear in the fall.	H42-48" W22-34"	Late Summer-Fall Zone 4(-30°)	○ ☙ ⊗
<b>virgatum 'Shenandoah'</b> •Best burgundy coloring of all panicum, turning deep red by mid summer. Tolerates a wide range of soils. Flowers have wispy ornamental seed heads throughout the fall and winter season.	H42-48" W28-34"	Late Summer-Fall Zone 4(-30°)	○ ☙ ☙ ☙ ⊗

## Pennisetum Fountain Grass

<b>alopecuroides 'Burgundy Bunny'</b> •This is the only miniature variety to show some red color in summer, followed by all-over blazing red color in the fall until frost. Short stature with narrow, green leaves and small tufted cream flower plumes.	H12-16" W12-16"	Summer-Fall Zone 5(-20°)	○ ☙ ⊗
<b>alopecuroides 'Hamelin'</b> •Fine textured foliage with seed heads that open greenish white, turning a creamy tan.	H12-24" W18-24"	Summer-Fall Zone 4(-30°)	○ ☙ ⊗
<b>orientale 'Karley Rose'</b> •Fine textured deep green foliage with purplish rose plumes. Vigorous and very attractive. Prefers moist soil.	H30-40" W24-36"	Summer-Fall Zone 5(-20°)	○ ☙ ⊗
<b>orientale Oriental Fountain Grass</b> •This is one of the most commonly used ornamental grasses due to its low growing habit and abundance of 3-4" light pink flowers. Foliage is dark green and 12-24" in height with blooms being an additional 12-24" above the foliage.	H24-48" W24-36"	Summer-Fall Zone 5(-20°)	○

## Poa Bluegrass

<b>secunda var. juncifolia Mini Oat *Perennial Favorites Standout*</b> •This is a Blue Oat Grass look-a-like with it's similar blue-grey foliage and growth pattern. The blades are rough to the touch, stiff and tightly folded with boat-shaped tips.	H12-24" W10-12"	Summer-Fall Zone 4(-30°)	○ ☙
<b>glauca 'Blue Hills' Blue Meadow Grass</b> •It has tiny, delicate, high arching flowers and pleasant blue-green leaves. It is a cool season grass.	H8-10" W10-12"	Summer-Fall Zone 2(-50°)	○ ☙ ☙



### Schizachyrium *Little Blue Stem*

<b>scoparium 'Blaze' *Native &amp; Waterwise*</b> •Fine-bladed native grass. Striking vertical effect with stunning fall color of reds and oranges.	H24-36" W12-16"	Summer-Fall Zone 3(-40°)	○ ☹️ 🌱
<b>scoparium 'Prairie Blues' *Native &amp; Waterwise*</b> •Native prairie grass. Upright, clump of pewter-blue foliage. Fall display is best with white seed heads and orange foliage. Soft wispy appearance.	H30-36" W14-18"	Summer-Fall Zone 3(-40°)	○ ☹️ 🌱
<b>scoparium 'Standing Ovation'</b> •Sturdy, upright stems with a blue cast that is dark purple closer to the base. It has brilliant fiery-colored foliage through fall. The blades are thicker than other varieties.	H36-48" W12-18"	Summer-Fall Zone 3(-40°)	○ ☹️ ✂️

### Sorghastrum *Indian Grass*

<b>nutans 'Indian Steel' *Native &amp; Waterwise*</b> •Clumping native grass with metallic blue foliage. Upright golden-brown flowers are large and very attractive. Foliage turns to a bright coppery-brown after frost.	H36-72" W24-36"	Summer-Fall Zone 3(-40°)	○ ☹️ 🌱
<b>nutans 'Thin Man'</b> •A selected form of native Indiangrass. It has very blue foliage and a narrow, very upright growing habit.	H60-72" W24-30"	Late Summer Zone 4(-30°)	○ ☹️ ☹️

### Sporobolus *Prairie Dropseed*

<b>airoides <i>Prairie Dropseed</i> *Native &amp; Waterwise*</b> •Useful for large scale groundcover, erosion control and for revegetation. Flowers are delicate and excellent for dried arrangements. Foliage color is medium green; narrow blade width.	H24-40" W18-30"	Summer-Fall Zone 4(-30°)	○ ☹️ 🌱
<b>heterolepsis <i>Prairie Dropseed</i></b> •Reddish to purplish tones with an open form. Pink flowers form a mist-like display. Loves moisture and fertilizer. Upright, arching native grass. Emerald-green, fine-textured blades. Turns orange and gold in fall.	H24-36" W20-24"	Summer Zone 3(-40°)	○ ☹️ ☹️
<b>wrightii 'Windbreaker' <i>Los Lunas Sacaton Grass</i></b> •Foliage is green with large golden seed heads that turn a lovely golden color in the winter months. It is very drought tolerant but needs a couple of deep waterings through dry months.	H60-84" W60-72"	Summer-Fall Zone 5(-20°)	○ ☹️ ☹️

### Stipa *Mexican Feather Grass*

<b>tenuissima 'Pony Tails'</b> •Green foliage is very fine and soft to the touch. Flowers are feathery, ripening to golden brown. This is a great choice for mass plantings.	H24-30" W12-24"	Summer-Fall Zone 6(-10°)	○ ☹️ ☹️
---	--------------------	-----------------------------	---------



## Achillea *Yarrow* Fragrant fern-like foliage. Tolerates poor soils.

<b>ageratifolia Greek Yarrow</b> •Low growing evergreen. Silver foliage with bright white flowers on short stems.	H4-6" W12-24"	Late Spring-Summer Zone 4(-30°)	○ ♀ ☼ ♀
<b>'Little Moonshine'</b> •Bright gold with cut grey-green foliage. Miniature version of Moonshine.	H8-12" W10-12"	Summer-Early Fall Zone 3(-40°)	○ ♀ ♀
<b>millefolium 'Paprika'</b> •Ruby-red with a gold center.	H18-24" W18-24"	Summer-Early Fall Zone 3(-40°)	○ ♀ ♀
<b>millefolium 'Terra Cotta'</b> •Pronounced silvery foliage and sturdy stems support bright peach flowers that slowly turn to rich hues of reds and oranges.	H24-36" W12-24"	Summer-Early Fall Zone 3(-40°)	○ ♀ ♀
<b>'Moonshine'</b> •Bright yellow flowers with silvery foliage.	H18-24" W18-24"	Summer-Early Fall Zone 3(-40°)	○ ♀ ♀
<b>ptarmica 'Diadem' *New*</b> •Deep green lacy foliage that produces bright, double snow white pompom shaped flowers.	H8-12" W12-18"	Summer Zone 3(-40°)	○ ☾ ♀ ☼ ♀
<b>ptarmica 'Peter Cottontail'</b> •Large, ivory-white flowers. Low, mounding habit of green foliage.	H18-24" W28-30"	Summer-Early Fall	○ ☼ ♀ ♀ ✂
<b>tomentosa 'King Edward'</b> •Small clusters of primrose-yellow flowers with fuzzy, olive-green leaves.	H4-10" W8-12"	Summer-Early Fall Zone 3(-40°)	○ ♀ ♀

**Desert Eve Series** This compact series is an upright, clump-forming, herbaceous perennial with finely-divided, dark green leaves. In summer, erect stems bear flat clusters of flowers.

<b>'Deep Rose'</b> •Large 4" rose flower heads grow over fragrant fern-like foliage.	H12-18" W14-18"	Summer-Early Fall Zone 4(-30°)	○ ♀ ✂ ♀
<b>'Red Improved'</b> •Large 4" deep red flower heads grow over fragrant fern-like foliage.	H12-18" W14-18"	Summer-Early Fall Zone 4(-30°)	○ ♀ ✂ ♀
<b>'Terracotta'</b> •Large 4" pale orange flower heads grow over fragrant fern-like foliage.	H12-18" W14-18"	Summer-Early Fall Zone 4(-30°)	○ ♀ ✂ ♀
<b>'Yellow'</b> •Large 4" bright yellow flower heads grow over fragrant fern-like foliage.	H12-18" W14-18"	Summer-Early Fall Zone 4(-30°)	○ ♀ ✂ ♀

**Milly Rock Series (millefolium)** Compact, mounding habit that holds together all summer. Deadhead to encourage reblooming.

<b>'Red'</b> •Dark red with yellow eye.	H10-12" W10-12"	Late Spring-Fall Zone 5(-20°)	○ ♀ ☼
<b>'Rose'</b> •Rose with yellow eye.	H10-12" W10-12"	Late Spring-Fall Zone 5(-20°)	○ ♀ ☼
<b>'Yellow'</b> •Lemon yellow.	H10-12" W10-12"	Late Spring-Fall Zone 5(-20°)	○ ♀ ☼ ✂

**New Vintage Series (millefolium)** Deep colors that mature to attractive shades, instead of fading to brown. Excellent rebloom with deadheading. Tidy, tight habit makes them superior for containers and the garden.

<b>'Red'</b> •Flat-top red flowers with creamy white eyes.	H12-14" W10-12"	Summer-Early Fall Zone 4(-30°)	○ ♀ ♀
<b>'Rose'</b> •Flat-top rose flowers with creamy white eyes.	H12-14" W10-12"	Summer-Early Fall Zone 4(-30°)	○ ♀ ♀
<b>'Violet'</b> •Flat-top violet flowers with creamy white eyes.	H12-14" W10-12"	Summer-Early Fall Zone 4(-30°)	○ ♀ ♀
<b>'White'</b> •Flat-top solid white flowers with creamy white eyes.	H12-14" W10-12"	Summer-Early Fall Zone 4(-30°)	○ ♀ ♀

# PERENNIALS



PERENNIAL  
FAVORITES

**Aconitum *Monkshood*** Each flower is shaped like a helmet or hood, hence it's common name. Foliage is deeply cut, glossy and dark green. Foliage can irritate skin; leaves and roots are toxic.

<b>fischeri <i>Azure Monkshood</i></b> •Lavender-blue	H18-24" W12-18"	Mid Summer Zone 4(-30°)	☉ ☾ ✂️ 🦌
<b>napellus <i>Common Monkshood</i></b> •Violet-blue	H36-42" W12-18"	Mid Summer Zone 4(-30°)	☉ ☾ ✂️ 🦌

## Aegopodium *Bishops Weed*

<b>podagraria '<i>Variegatum</i>' <i>Snow on the Mountain</i></b> •Rapid spreading groundcover with green and white variegated foliage and white flowers. Will grow in difficult spots.	H6-14" W24-36"	Late Spring Zone 3(-40°)	● ☾ 🌱
--	-------------------	-----------------------------	-------

## Aethionema

<b>schistosum <i>Persian Stonecress</i> *Native &amp; Waterwise*</b> •Fragrant soft pink flower clusters cover the plant. Evergreen foliage consists of small blue-green leaves. Excellent for alpine and rock gardens. Prefers well drained soil.	H10-12" W12-16"	Spring-Mid Summer Zone 4(-30°)	☉ 🌱 🏔️
---	--------------------	-----------------------------------	--------

**Agastache *Hyssop*** Versatile perennials are excellent in the landscape, and work great in a container. These flowers are attractive to hummingbirds and butterflies. Tubular shaped flowers are long blooming. All varieties have fragrant licorice-like scent to the foliage.

<b>aurantiaca '<i>Coronado</i>'</b> •Silver-green leaves and sunny yellow tubular blooms set aglow with orange streaks.	H16-20" W12-18"	Summer Zone 4(-30°)	☉ ☾ 🦋 ✂️ 🌱 🦌
<b>cana '<i>Blue Boa</i>'</b> •Deep violet-blue flower spikes over green foliage.	H24-32" W12-16"	Summer Zone 5(-20°)	☉ ☾ 🦋 ✂️ 🌱 🦌
<b>cana '<i>Sonoran Sunset</i>'</b> •Large lavender-rose tubular flowers on grey-green foliage.	H14-16" W12-16"	Summer Zone 4(-30°)	☉ ☾ 🦋 ✂️ 🌱 🦌
<b>'Crazy Fortune'</b> •Anise-scented, cool-toned blooms are joined by variegated foliage to make an especially striking show. Purple blooms.	H24-28" W18-20"	Summer-Fall Zone 5(-20°)	☉ 🦋 🦌 ✂️ 🌱
<b>'Morello' *New*</b> •Pink-purple-red	H23-27" W18-22"	Late Spring-Fall Zone 5(-20°)	☉ 🦋 🌱 ✂️
<b>'Pstessene-<i>Coronado Red</i>'</b> •Brilliant crimson and maroon tubular shaped flowers, very unique bloom and compact habit.	H14-18" W12-16"	Summer Zone 5(-20°)	☉ ☾ 🦋 ✂️ 🌱 🦌
<b>rugosa '<i>Little Adder</i>'</b> •More compact and better branching produces purple-lavender tubular shaped flowers.	H12-18" W8-12"	Summer Zone 5(-20°)	☉ ☾ 🦋 ✂️ 🌱 🦌
<b>rupestris '<i>Apache Sunset</i>'</b> •Forms a bushy clump, bearing short spikes of salmon-orange flowers with silvery, aromatic foliage.	H14-24" W12-18"	Summer Zone 4(-30°)	☉ 🦋 ✂️ 🌱 🦌

**Arizona Series (hybrida)** This series is native to North America and is well adapted to the mountainous and arid climates of the western United States. Drought tolerant once established; intolerant of damp soils. First year flowering with a compact habit.

<b>'Sandstone'</b> •Orange colored plumes are dense with a sweet honey-mint scent.	H8-12" W8-12"	Summer Zone 6(-10°)	☉ ☾ 🦋 ✂️ 🌱 🦌
<b>'Sun'</b> •Yellow-gold flowers.	H8-12" W8-12"	Summer Zone 6(-10°)	☉ ☾ 🦋 ✂️ 🌱 🦌
<b>'Sunset'</b> •Flower spikes are blending shades of orange, pink and lavender.	H8-12" W8-12"	Summer Zone 6(-10°)	☉ ☾ 🦋 ✂️ 🌱 🦌

**LEGEND:** 🦋=Pollinator • ✂️=Cut Flower • 🌱=Drought Resistant • 🦌=Deer Resistant  
🏔️=Native/Waterwise • ☉=Full Sun • ☾=Part Sun • ●=Full Shade • H=Height • W=Width































**Kudos Series** Unique blooms with a compact habit and better disease resistance compared to others. This series is very tolerant of wet soils. Bright colors flower non-stop from midsummer into fall.

<b>'Ambrosia'</b> •Creamy white, pale orange and light rose-pink spikes.	H12-18" W12-16"	Summer-Fall Zone 5(-20°)	     
<b>'Coral'</b> •Coral plumes.	H12-18" W12-16"	Summer-Fall Zone 5(-20°)	     
<b>'Gold'</b> •Gold-orange plumes.	H12-18" W12-16"	Summer-Fall Zone 5(-20°)	     
<b>'Mandarin'</b> •Bright orange plumes.	H12-18" W12-16"	Summer-Fall Zone 5(-20°)	     
<b>'Red' *New*</b> •Red plumes.	H12-18" W12-16"	Summer-Fall Zone 5(-20°)	     
<b>'Silver Blue'</b> •Clear light blue plumes.	H12-18" W12-16"	Summer-Fall Zone 5(-20°)	     
<b>'Yellow' *New*</b> •Yellow plumes.	H12-18" W12-16"	Summer-Fall Zone 5(-20°)	     

**Ajuga Bugleweed (reptans)** A common perennial ground cover due to its fast growing and easy to maintain. Most are very hardy and have attractive leaves and lovely flowers.

<b>'Black Scallop'</b> •Lush dark burgundy-black foliage blankets the ground with blue flower spikes.	H4-6" W10-24"	Spring Zone 3(-40°)	   
<b>'Chocolate Chip'</b> •Depending on the amount of sunlight, the leaves are a mix of rich chocolate-purple and green.	H4-6" W8-10"	Spring Zone 3(-40°)	   
<b>'Fancy Finch' *New*</b> •Blue flowers bloom over yellow, orange and green leaves.	H3-4" W16-18"	Spring-Mid Summer Zone 4(-30°)	   
<b>'Parrot Paradise' *New*</b> •Bright yellow, orange and red foliage. Blooms are cobalt-blue.	H4-6" W18-20"	Spring-Mid Summer Zone 4(-30°)	   
<b>'Pink Lightning'</b> •Pink and green variegated foliage are topped with mauve-pink flowers.	H4-6" W10-12"	Spring Zone 3(-40°)	   
<b>'Princess Leia' *New*</b> •Variegated foliage of grey-green centers with white margins are topped with purple flowers.	H6-8" W10-12"	Late Spring-Summer Zone 3(-40°)	   
<b>'Princess Nadia' *New*</b> •Tricolored foliage of cream, purple with pink are topped with royal blue flowers.	H6-8" W10-12"	Midspring-Summer Zone 4(-30°)	   
<b>'Silver Queen'</b> •Variegated foliage that is silvery green, and cream with pale blue flowers.	H4-6" W12-24"	Spring Zone 3(-40°)	   

# PERENNIALS



PERENNIAL  
FAVORITES

**Alcea Hollyhock (rosea)** Stately, short-lived perennial that easily self-seeds and can establish colonies in the garden that persist for years. Plant hollyhocks at the back of the border or along fences and walls.

<b>'Halo Mix'</b> •Stems are lined with bi-color single flowers, each displaying a contrasting halo eye of purple, rose, red, salmon, yellow, or white.	H48-60" W18-24"	Summer Zone 4(-30°)	○ ● ✈ 🌱
<b>'Queeny Mix'</b> •A dwarf variety that produces a profusion of large, fully double blooms that are purple, rose, red, salmon, yellow or white.	H24-30" W12-18"	Summer Zone 4(-30°)	○ ● ✈ 🌱
<b>'Spring Celebrities Mix'</b> •A dwarf variety that produces large, semi-double blooms of pink, orange, white, or yellow.	H24-30" W18-24"	Summer Zone 4(-30°)	○ ● ✈ 🌱
<b>'Summer Carnival Mix'</b> •This cottage heirloom produces sturdy stems covered with semi-double blooms in bright clear shades of yellow, scarlet, rose, pink, white and rose.	H36-48" W18-24"	Summer Zone 4(-30°)	○ ● ✈ 🌱

**Chater's Series** Saucer shaped double blossoms with medium green colored leaves that are round with lobed and pleated edges.

<b>'Chamois Rose'</b> •Light pink.	H48-60" W24-36"	Summer Zone 4(-30°)	○ ● ✈ 🌱
<b>'Golden Yellow'</b> •Golden yellow.	H48-60" W24-36"	Summer Zone 4(-30°)	○ ● ✈ 🌱
<b>'Maroon'</b> •Maroon.	H48-60" W24-36"	Summer Zone 4(-30°)	○ ● ✈ 🌱
<b>'Red'</b> •Velvet-red.	H48-60" W24-36"	Summer Zone 4(-30°)	○ ● ✈ 🌱
<b>'Salmon'</b> •Salmon-pink.	H48-60" W24-36"	Summer Zone 4(-30°)	○ ● ✈ 🌱
<b>'White'</b> •White with small yellow centers.	H48-60" W24-36"	Summer Zone 4(-30°)	○ ● ✈ 🌱

**Spotlight Series** Single flowers are produced on tall, sturdy stalks.

<b>'Black Night'</b> •Deep black-purple.	H60-72" W18-24"	Summer Zone 4(-30°)	○ ● ✈ 🌱
<b>'Mars Magic'</b> •Bright red.	H60-72" W18-24"	Summer Zone 4(-30°)	○ ● ✈ 🌱
<b>'Polar Star'</b> •Pure white.	H60-72" W18-24"	Summer Zone 4(-30°)	○ ● ✈ 🌱
<b>'Radiant Rose'</b> •Bright pink.	H60-72" W18-24"	Summer Zone 4(-30°)	○ ● ✈ 🌱
<b>'Sunshine'</b> •Bright yellow.	H60-72" W18-24"	Summer Zone 4(-30°)	○ ● ✈ 🌱

**Alchemilla Lady's Mantle (mollis)** Attractive lobed leaves that are creased like a fan. Good in rock gardens and as a ground cover. Grows well in dry shade.

<b>'Auslese'</b> •Green to bright chartreuse flowers with scalloped, grey-green foliage.	H16-18" W18-24"	Late Spring Zone 3(-40°)	○ ● ● ✈ 🌱
<b>'Thriller'</b> •Vivid golden yellow flowers with scalloped bright green leaves.	H12-18" W12-18"	Late Spring Zone 3(-40°)	○ ● ● ✈ 🌱

**LEGEND:** ✈=Pollinator •✂=Cut Flower •🌱=Drought Resistant •🦌=Deer Resistant  
▲=Native/Waterwise •○=Full Sun •◐=Part Sun •●=Full Shade •H=Height •W=Width



**Allium Ornamental Onions** Close relatives of onions and leeks; which make them deer and wildlife resistant due to their strong taste and scent. Most are very drought tolerant once established.

<b>'Blue Eddy'</b> •Fragrant lilac-pink bloom over twisting light silvery blue foliage.	H8-12" W8-12"	Late summer Zone 5(-20°)	○ ● ♀ ☼ ♀
<b>'Millenium'</b> •Compact, upright clump of thick glossy green leaves. Grows bright rosy purple clusters of flowers on strong stems. Flower heads turn an attractive golden yellow and last through the fall.	H14-20" W10-16"	Late summer Zone 5(-20°)	○ ● ♀ ☼ ♀

**Alyssum Madwort (*montanum*)** Abundant mounds of rich, fragrant flowers on grey-green foliage. Stunning on rock walls and in borders. Drought tolerant once established.

<b>'Golden Spring'</b> •Golden-yellow blooms, more frost and heat tolerant than other varieties.	H6-8" W12-14"	Spring Zone 4(-30°)	○ ● ☼ ♀
---	------------------	------------------------	------------

## Amelanchier Serviceberry

<b>ainifolia 'Saskatoon Serviceberry'</b> •White flower clusters that produce edible purple berries.	H72-120" W48-72"	Early Summer Zone 3(-40°)	○ ♀ ▲
<b>utahensis Utah Serviceberry *Native &amp; Waterwise*</b> •A deciduous shrub with edible purple berry-like fruit. Delicate white flower clusters with a strong fragrance. Foliage is blue-green which turns brilliant red and yellow in fall. Requires good drainage, not salt tolerant. Native to North America.	H72-120" W72-120"	Early Summer Zone 3(-40°)	○ ♀ ♀ ▲

**Anacyclus Mat Daisy (*depressus*)** Daisy-like flowers form over a tight mat fine fern-like foliage.

<b>'Spring Carpet'</b> •Short stems of white daisies with yellow eyes appear over grey-green foliage.	H4-6" W12-16"	Late Spring Zone 4(-30°)	○ ♀
--	------------------	-----------------------------	-----

**Anemone Windflower** Graceful upright flower stems that rise above the foliage. Anemone come in many sizes and color assortments. Avoid high water areas during the winter.

<b>'Curtain Call Deep Rose'</b> •Bright deep rose flowers appear over compact green foliage.	H14-18" W16-18"	Late Summer Zone 4(-30°)	● ● ♀ ☼
<b>'Curtain Call Pink'</b> •Double row of bright pink flowers appear over a mound of compact green foliage.	H14-18" W16-18"	Late Summer Zone 4(-30°)	● ● ♀ ☼
<b>'Dainty Swan' *New*</b> •White blooms feature bright pink petal backs creating a unique, two-toned bloom. Dark green foliage with tall sturdy stems to support the large flowers.	H18-30" W20-24"	Summer-Fall Zone 5(-20°)	● ● ♀ ☼
<b>'Elfin Swan' *New*</b> •Compact green foliage that is deeply cut. Pure white blooms with violet-blue backs are accented with golden-yellow centers.	H16-18" W18-30"	Summer-Fall Zone 5(-20°)	● ● ♀ ☼
<b>'Fantasy Cinderella'</b> •Rose pink, single flowers with compact dark green foliage.	H12-18" W18-24"	Late Summer-Fall Zone 5(-20°)	● ● ♀ ✂ ☼
<b>'Fantasy Jasmine' *New*</b> •Dark pink, single flowers with compact dark green foliage.	H12-24" W12-24"	Late Summer-Fall Zone 5(-20°)	● ● ♀ ✂ ☼
<b>'Fantasy Pocahontas' *New*</b> •Rich pink semi-double blooms appear over compact foliage.	H12-18" W18-24"	Late Summer-Fall Zone 5(-20°)	● ● ♀ ✂ ☼
<b>'Fantasy Red Riding Hood' *New*</b> •Deep pink, single blooms appear over compact foliage.	H12-18" W18-23"	Late Summer-Fall Zone 5(-20°)	● ● ♀ ✂ ☼
<b>'Honorine Jobert'</b> •This heirloom features large, white single blossoms on tall stems with green foliage.	H36-48" W18-30"	Fall Zone 5(-20°)	● ●
<b>hupenhensis v. japonica 'Pamina'</b> •Semi-double rose-pink blooms over copact dark green foliage.	H14-18" W16-18"	Fall Zone 5(-20°)	● ●
<b>'Snow Angel' *New*</b> •Pure white, single petals with yellow centers appear over compact light green foliage.	H15-18" W16-18"	Late Summer-Fall Zone 6(-10°)	● ●



### Anemone *Windflower* Continued

<b>sylvestris 'Snowdrops'</b> •Delicate nodding white flowers appear over a low mound of ferny foliage.	H12-18" W12-18"	Spring Zone 3(-40°)	● ● ●
<b>tomentosa 'Robustissima'</b> •Pale pink blooms appear on sturdy branches. Vigorous spreading habit that forms a low mound of grape-like green leaves.	H34-46" W22-34"	Late Summer Zone 3(-40°)	● ● ●
<b>'Whirlwind'</b> •Very large semi-double white blossoms. Vigorous habit with large with dark green leaves. Can handle more sun compared to others.	H24-36" W24-36"	Fall Zone 3(-40°)	● ● ●

### Antennaria *Pussytoes*

<b>dioica 'Rubra' *Native &amp; Waterwise*</b> •Tiny, bright silver-grey leaves form a low creeping mat. Fuzzy rose-pink flowers appear above the foliage. Tolerates poor, dry soils.	H4-6" W10-12"	Late Spring Zone 3(-40°)	○ ● ● ☞ ☹ ☹
--	------------------	-----------------------------	----------------

**Aquilegia *Columbine*** Old-fashioned flower available in a variety of sizes and colors with long-spurred blossoms. Short lived perennials but will self seed if allowed to.

<b>caerulea <i>Rocky Mountain Colorado Blue</i> *Native &amp; Waterwise*</b> •Large blue and white blooms on tall sturdy stems over green foliage. Warmer areas should plant these with afternoon shade.	H24-36" W12-18"	Early Spring Zone 3(-40°)	○ ● ● ☞ ☹ ☹
<b>caerulea 'White Crystal Star'</b> •Large white blooms with a creamy yellow center.	H24-32" W12-18"	Spring Zone 3(-40°)	○ ● ● ☞ ☹ ☹
<b>flabellata 'Cameo Mix'</b> •Shades of blue, pink, and white blooms that blanket this dwarf compact plant.	H2-6" W8-12"	Spring Zone 3(-40°)	○ ● ● ☞ ☹ ☹

**Clementine Series (*vulgaris*)** Large, upward facing, spurless, doubled flowers that grow with an upright habit and a lush mound of foliage.

<b>'Blue'</b> •Blue	H14-18" W12-16"	Spring Zone 3(-40°)	○ ● ● ☞ ☹ ☹
<b>'Red'</b> •Red	H14-18" W12-16"	Spring Zone 3(-40°)	○ ● ● ☞ ☹ ☹
<b>'Salmon Rose'</b> •Salmon-pink	H14-18" W12-16"	Spring Zone 3(-40°)	○ ● ● ☞ ☹ ☹





**Earlybird Series (*caerulea*)** This new series features strong, new colors and has a low cold requirement and short juvenility for growing in warm winter climates. Features a controlled habit, with relatively short stems on well-mounded plants.

<b>'Blue and White' *New*</b> •Blue and white.	H9-11" W8-10"	Spring Zone 3(-40°)	○ ● ● ☞ ☹ ☹
<b>'Mix'</b> •Mix of blue, purple, red, yellow and white flowers.	H9-11" W8-10"	Spring Zone 3(-40°)	○ ● ● ☞ ☹ ☹
<b>'Purple and Yellow' *New*</b> •Purple with yellow centers.	H9-11" W8-10"	Spring Zone 3(-40°)	○ ● ● ☞ ☹ ☹
<b>'Red and White' *New*</b> •Red with white Centers.	H9-11" W8-10"	Spring Zone 3(-40°)	○ ● ● ☞ ☹ ☹
<b>'White'</b> •Solid white.	H9-11" W8-10"	Spring Zone 3(-40°)	○ ● ● ☞ ☹ ☹







**Kirigami Series** Large, upfacing blooms, usually of bi-colored shades have a compact habit. Since Columbines are relatively short lived, allow some of the plants to go to seed and self sow.

<b>'Deep Blue and White'</b> •Dark blue and white.	H14-24" W12-20"	Spring Zone 3(-40°)	
<b>'Mix'</b> •Mix of red, blue, white, rose and yellow.	H14-24" W12-20"	Spring Zone 3(-40°)	
<b>'Red and White'</b> •Red and white.	H14-24" W12-20"	Spring Zone 3(-40°)	
<b>'Yellow'</b> •Soft butter yellow.	H14-24" W12-20"	Spring Zone 3(-40°)	





**Spring Magic Series** Produces abundant flowers and has a vigorous and strong growth habit.

<b>'Mix'</b> •Bright, showy flowers of rose, blue, pink, white and yellow.	H12-24" W18-20"	Spring Zone 3(-40°)	
---	--------------------	------------------------	---


**Winky Series** Compact plants with double upward facing blooms.

<b>'Dark Blue &amp; White'</b> •Open facing double blooms of blue and white.	H18-24" W12-18"	Spring Zone 3(-40°)	
---	--------------------	------------------------	---




**Arabis Rockcress** Grows loose spreading rosettes of small, greyish green leaves. Fragrant, long blooming, groundcover. Cut back after flowering for denser foliage. Great for rock gardens and front edging on a border.

<b>blepharophylla 'Barranca Pink'</b> •Evergreen deep pink flowering perennial forms neat rosettes.	H6-8" W7-8"	Early Spring Zone 4(-30°)	
<b>blepharophylla 'Red Sensation'</b> •This forms a low rosette of green leaves with stems that hold clusters of sweetly fragrant, crimson flowers.	H6-8" W6-18"	Spring Zone 5(-20°)	
<b>blepharophylla 'Spring Charm'</b> •Mat forming evergreen with soft green leaves that grow masses of bright clusters of rosy pink flowers.	H6-8" W8-10"	Early Spring Zone 3(-40°)	
<b>caucasica 'Snowfix'</b> •An evergreen mound of soft grey-green foliage that reaches 6" tall. In early spring, tufts of pure white flowers will cover the foliage.	H6-12" W6-8"	Early Spring Zone 3(-40°)	

## Arctostaphylos

<b>uva-ursi 'Kinnickinnick' *Native &amp; Waterwise*</b> •Evergreen, mat forming, small shrub with attractive red stems and bright red berries in fall and winter. Flowers are inconspicuous. Requires good drainage and does best with morning sun.	H6-12" W60-180"	Spring-Early Summer Zone 3(-40°)	
---	--------------------	--	---

**Arenaria Sandwort** These plants have narrow glossy green leaves that form mats of foliage. In mid-spring the plant is blanketed by 1/2" wide white flowers. Great for rock gardens and borders. Drought tolerant once established.

<b>montana 'Avalanche'</b> •Large white flowers and lance-shaped grey-green leaves appear on uniform, compact plants.	H4-8" W8-12"	Mid Spring Zone 3(-40°)	
<b>montana 'Blizzard Compact'</b> •A low evergreen cushion of dark green leaves, bearing loads of white flowers.	H4-8" W10-12"	Mid Spring Zone 3(-40°)	
<b>montana 'Lemon Ice'</b> •Forms a low, evergreen cushion of grey-green leaves, bearing loads of bright yellow buds that open to large lemon-yellow flowers.	H6-8" W8-12"	Mid Spring Zone 4(-30°)	

# PERENNIALS



PERENNIAL  
FAVORITES

**Armeria Thrift** Compact tufts of evergreen, grass-like foliage with sturdy, wiry stems of globe-shaped flowers. Good for rock gardens and borders.

<b>'Nifty Thrifty'</b> •Green and white striped leaves, bearing short stems of bright pink pompom flowers.	H6-10" W4-6"	Late Spring Zone 5(-20°)	○ ♀ ☼
<b>maritima 'Splendens'</b> •Dark green foliage becomes covered with wine red pompom blooms.	H10-12" W6-12"	Late Spring Zone 3(-40°)	○ ♀ ☼
<b>maritima 'Victor Reiter'</b> •Very dwarf variety of clear pink, rounded flower clusters on slender stems. Mounding habit.	H2-4" W6-12"	Late Spring-Early Summer Zone 4(-30°)	○ ♀ ☼ ☹

**Ballerina Series** This series has broader evergreen leaves, stiffer flower stems and larger flower clusters. The varieties are compact and uniform.

<b>'Lilac'</b> •Vibrant lilac pink	H12-14" W12-16"	Early Summer-Fall Zone 5(-20°)	○ ☼ ♀ ☼
<b>'Red'</b> •Bright red	H12-14" W12-16"	Early Summer-Fall Zone 5(-20°)	○ ☼ ♀ ☼
<b>'White'</b> •Solid white	H12-14" W12-16"	Early Summer-Fall Zone 5(-20°)	○ ☼ ♀ ☼

**Dreameria Series** This series has been bred to bloom all season long. It can handle cool springs and is heat tolerant. The tidy mounding habit is perfect for landscape and patio containers. Frost tolerant.

<b>'Dreameria Daydream'</b> •Bright pink	H10-12" W10-12"	Spring-Fall Zone 6(-10°)	○ ♀
<b>'Sweet Dreams'</b> •Lavender-mauve	H10-12" W10-12"	Spring-Fall Zone 6(-10°)	○ ♀

**Aronia Chokeberry** Deciduous shrub that tolerates a variety of soil types. In spring, white blooms appear with attractive dark glossy leaves and excellent red fall color. Black fruit persists until spring.

<b>melanocarpa 'Viking'</b> •This selection is one of the most ornamental fruiting shrubs. Fragrant flowers in the spring with bright ornamental fall foliage.	H36-60" W36-60"	Spring Zone 3(-20°)	○ ☼ ♀
---	--------------------	------------------------	-------

**Artemisia Sage Wormwood or Mugwort** The foliage is aromatic and the texture of these plants really add to the landscape. Most have silver foliage. The blooms are insignificant.

<b>'Powis Castle'</b> •Silver foliage that has a shrubby and feathery look.	H24-36" W24-36"	Insignificant Zone 4(-30°)	○ ☹ ☼
<b>schmidtiana 'Nana' Silver Mound</b> •Soft finely cut silver foliage that forms a nice mound.	H10-18" W12-20"	Insignificant Zone 4(-30°)	○ ☹ ☼
<b>tridentata-vaseyana Mountain Big Sagebrush *Native &amp; Waterwise*</b> •Ferny silver foliage.	H24-60" W36-48"	Insignificant Zone 3(-40°)	○ ☹ ☼

**Aruncus Goatsbeard** Related to Spirea and are native to mountainous wooded regions of North America. Adaptable to various soil types. Moisture loving with lacy foliage

<b>aethusifolius 'Misty Lace' *New*</b> •Produces large, creamy white plumes on red stems. Compact fern-like foliage.	H23-29" W18-23"	Early Summer Zone 4(-30°)	● ☼ ♀ ✂ ☼
<b>'Fairy Hair'</b> •Produces sprays of creamy, triangular flower plumes that age to a darker color. Its foliage has needle-like, medium green leaves.	H20-24" W20-24"	Early Summer Zone 3(-40°)	● ☼ ♀ ☹ ✂











**Asclepias Butterfly Weed** Host plant for Monarch Butterflies. Butterfly weed is a tuberous rooted perennial which produces flowers atop upright stems with narrow, lance-shaped leaves. It has a long bloom period.

<b>tuberosa Butterfly Weed</b> •Bright orange to yellow-orange.	H24-36" W24-30"	Summer Zone 4(-30°)	○ ♀ ✂ ☹ ☼
--	--------------------	------------------------	-----------







**Aster *Michaelmas Daisy*** Reliable plants with daisy-like flowers. They have abundant blooms with different heights and bloom times. Some varieties are woody.

## Spring Blooming Aster

<b>alpinus <i>Alpine</i></b> •White, pink, and purple with a yellow center.	H8-12" W8-12"	Spring Zone 3(-40°)	    
<b>alpinus 'Beauty Mix'</b> •This mix of pale lavender, blue, pink, and white shades has a distinct crested center.	H8-12" W8-12"	Spring Zone 3(-40°)	    

















## Summer Blooming Aster

<b>frikartii 'Monch'</b> •Lavender-blue single flowers with gold centers on upright, freely branching stems.	H24-30" W24-30"	Summer Zone 5(-20°)	   
---	--------------------	------------------------	---















## Fall Blooming Woody Aster

<b>novi-belgii 'Purple Dome'</b> •Vivid purple daisy-like flowers in a compact habit.	H18-24" W18-24"	Fall Zone 3(-40°)	  
--	--------------------	----------------------	---






















**Island Series Fall Blooming Aster** Masses of daisy-like flowers appear in late summer and fall on dense, compact, mildew-resistant plants. The yellow-eyed, semi-double blossoms are complemented by green, lance-shaped foliage.

<b>'Bahamas'</b> •Pink	H8-12" W8-12"	Fall Zone 4(-30°)	   
<b>'Barbados'</b> •Lilac	H8-12" W8-12"	Fall Zone 4(-30°)	   
<b>'Samoa'</b> •Purple	H8-12" W8-12"	Fall Zone 4(-30°)	   
<b>'Tonga'</b> •Dark pink	H8-12" W8-12"	Fall Zone 4(-30°)	   

**Wood's Series (dumosus) Fall Blooming Aster** Semi double flowers with yellow centers. Resistant to powdery mildew.

<b>'Light Blue'</b> •Clear light blue	H12-18" W12-18"	Fall Zone 3(-40°)	    
<b>'Pink'</b> •Clear pink	H12-18" W12-18"	Fall Zone 3(-40°)	    
<b>'Purple'</b> •Clear purple	H12-18" W12-18"	Fall Zone 3(-40°)	    

## Fall Aster (Fall Availability Only)

<b>'Believer'</b> •Dark blue	H12-24" W12-24"	Fall Zone 4(-30°)	  
<b>'Blue Henry I'</b> •Lavender-blue with a double flower.	H12-24" W12-24"	Fall Zone 4(-30°)	  
<b>'Daydream'</b> •Light blue	H12-24" W12-24"	Fall Zone 4(-30°)	  
<b>'Days'</b> •Blue	H12-16" W12-24"	Fall Zone 4(-30°)	  
<b>'Dragon'</b> •Light blue	H12-24" W12-24"	Fall Zone 4(-30°)	  
<b>'Hazy'</b> •Dark rose-pink	H12-16" W12-24"	Fall Zone 4(-30°)	  
<b>'Henry I'</b> •Purple with a double flower	H12-16" W12-24"	Fall Zone 4(-30°)	  



### Fall Aster (Fall Availability Only) Continued

<b>'Henry III'</b> •Purple with a double flower	H12-16" W12-24"	Fall Zone 4(-30°)	○ ♀ 🦌
<b>'Magic Purple'</b> •Dark purple-blue	H24-30" W18-24"	Fall Zone 4(-30°)	○ ♀ 🦌
<b>'Marie III'</b> •Dark pink with a double flower	H12-18" W12-24"	Fall Zone 4(-30°)	○ ♀ 🦌
<b>'Peter III'</b> •Light blue with a double flower	H24-30" W12-24"	Fall Zone 4(-30°)	○ ♀ 🦌
<b>'Pink Henry I'</b> •Pink with a double flower	H24-30" W12-24"	Fall Zone 4(-30°)	○ ♀ 🦌
<b>'Twist'</b> •Light blue	H24-30" W12-24"	Fall Zone 4(-30°)	○ ♀ 🦌

**Astilbe False Spirea** Native to the Far East, Astilbes are companions of Ferns and Impatiens; they're some of the few flowers that make big color in full or partial shade.

<b>arendsii 'Augustleuchten' August Light</b> •Long, scarlet-red, feathery plumes grow above the foliage which emerges deep red.	H26-30" W14-24"	Summer Zone 4(-30°)	● ◐ 🦌 ✂ 🦌
<b>arendsii 'Bressingham Beauty'</b> •This taller variety has long, arching deep pink plumes of flowers, over a mound of elegant, lacy green leaves.	H32-38" W24-30"	Early Summer Zone 4(-30°)	● ◐ 🦌 ✂ 🦌
<b>arendsii 'Bridal Veil' *New*</b> •Pure white blossoms held above vivid green foliage.	H18-34" W24-36"	Summer Zone 4(-30°)	● ◐ 🦌 ✂ 🦌
<b>arendsii 'Deutschland'</b> •Plumes of white feathery flowers.	H22-30" W18-24"	Summer Zone 4(-30°)	● ◐ 🦌 ✂ 🦌
<b>chinensis 'Maggie Daley'</b> •Lavender-pink flowers rise above lacy, fern-like foliage.	H16-20" W16-20"	Summer Zone 4(-30°)	● ◐ 🦌 ✂ 🦌
<b>chinensis 'Milk and Honey'</b> •Creamy white plumes turn light pink as they age. Bushy foliage appears slightly marbled with green and silver.	H24-30" W18-20"	Summer Zone 4(-30°)	● ◐ 🦌 ✂ 🦌
<b>chinensis 'Rise and Shine'</b> •Huge 8" hot pink plumes over compact green foliage.	H12-18" W12-18"	Summer Zone 4(-30°)	● ◐ 🦌 ✂ 🦌
<b>chinensis 'Visions in Red'</b> •Pink to red plumes are sweetly fragrant over large, clear green leaves with a coarse texture.	H12-18" W12-18"	Summer Zone 4(-30°)	● ◐ 🦌 ✂ 🦌
<b>'Delft Lace'</b> •Lacy, deep blue-green, waxy foliage with red highlights. Red stems carry panicles of deep, salmon-red buds which open to a soft pink.	H24-36" W18-24"	Summer Zone 4(-30°)	● ◐ 🦌 ✂ 🦌
<b>japonica 'Montgomery'</b> •Large, dark red plumes and green foliage that emerge bronze in spring.	H12-24" W12-24"	Summer Zone 4(-30°)	◐ ● 🦌 ✂ 🦌
<b>japonica 'Red Sentinel'</b> •Scarlet-red flowers above glossy green foliage.	H20-24" W12-18"	Summer Zone 4(-30°)	● ◐ 🦌 ✂ 🦌

### Atriplex Four-Winged Saltbush

<b>canescens Four-Winged Saltbush *Native &amp; Waterwise*</b> •Woody shrub that is erect and round in form with rigid, brittle stems and heavily branched. Valuable as a cover and browse shrub for wildlife. Extremely tolerant of harsh conditions.	H24-28" W24-48"	Summer Zone 3(-40°)	○ ♀ 🌵 ▲
<b>confertifolia Shadscale *Native &amp; Waterwise*</b> •Blue evergreen foliage turning salmon-peach color in winter. Easily maintained; rounded form eliminates need to prune.	H12-36" W12-68"	Summer Zone 3(-40°)	○ 🌵 ▲





**Aubrieta Rockcress** Extremely popular rock garden plants being one of the first perennials to bloom each year. They form a low cushion of evergreen leaves, literally smothered by flowers for several weeks. Makes a good border plant with its spreading growth habit.

<b>gracillis 'Rock on Pink'</b> •Deep pink	H4-6" W6-12"	Early Spring Zone 4(-30°)	○ ♀
---	-----------------	------------------------------	-----

**Audrey Series** More vigorous, branching and compact. The flowers are larger, and bloom longer than other varieties.

<b>'Blue Shades'</b> •Deep blue to violet	H4-6" W12-16"	Early Spring Zone 4(-30°)	○ ♀
<b>'Purple Shades'</b> •Light purple	H4-6" W12-16"	Early Spring Zone 4(-30°)	○ ♀

**Axcent Series** Compact with large flowers. Better heat and disease resistance. Vigor exceeds other varieties.

<b>'Burgundy Improved'</b> •Bright, burgundy flowers open on grey-green foliage.	H4-6" W12-16"	Early Spring Zone 4(-30°)	○ ♀
<b>'Dark Red'</b> •Large dark red blooms with grey-green leaves.	H4-6" W12-18"	Early Spring Zone 4(-30°)	○ ♀
<b>'Deep Purple'</b> •Large dark purple blooms with grey-green leaves.	H4-6" W12-18"	Early Spring Zone 4(-30°)	○ ♀
<b>'Lilac'</b> •Large lilac blooms with grey-green leaves	H4-6" W12-18"	Early Spring Zone 4(-30°)	○ ♀
<b>'Violet Eye'</b> •Large violet blooms with yellow centers with grey-green leaves.	H4-6" W12-18"	Early Spring Zone 4(-30°)	○ ♀

## Aurinia Basket of Gold

<b>saxatilis 'Summit'</b> •A well-behaved and disease resistant groundcover prized for its rousing floral display of tiny, golden yellow flowers borne just above the grey-green foliage.	H8-10" W14-20"	Early Spring Zone 4(-30°)	○ ♀ ☼
--	-------------------	------------------------------	-------

## Baileya Desert Marigold

<b>multiradita Desert Marigold *Native &amp; Waterwise*</b> •Foliage is silver, woolly and deeply lobed. Bright yellow daisy-like flowers on tall stems. Biennial or short-lived perennial.	H8-12" W4-6"	Early Spring- Summer Zone 6(-10°)	○ ♀ ☼
--	-----------------	---	-------

**Bellis English Daisy** This is an old-fashioned favorite even though they are biennial. These plants will reseed to provide future generations. Removing faded flowers regularly will keep plants blooming well into the summer.

<b>perennis 'Pomponette Mix'</b> •Wonderful early flowering produces many large, double, cushion-like daisies in shades of red, rose and white.	H6-8" W6-8"	Early Spring Zone 4(-30°)	○ ●
<b>perennis 'Speedstar Mix'</b> •Yellow-eyed semi-double daisies with red, white, and rose petals.	H4-6" W6-8"	Early Spring Zone 4(-30°)	○ ●
<b>perennis 'Tasso Mix'</b> •Red, pink, and white mix.	H6-8" W6-8"	Early Spring Zone 4(-30°)	○ ●
<b>perennis 'Tasso Strawberries and Cream'</b> •White and pink mix.	H6-8" W6-8"	Early Spring Zone 4(-30°)	○ ●

## Berlandiera Chocolate Flower

<b>lyrata Chocolate Flower *Native &amp; Waterwise*</b> •Low growing plant with lobe-shaped leaves and a mounding form. Flowers are yellow with a dark center and fragrant with a slight hint of chocolate. Will reseed without deadheading.	H14-18" W12-18"	Summer Zone 4(-30°)	○ ♀ ☼
---	--------------------	------------------------	-------

# PERENNIALS



PERENNIAL  
FAVORITES

**Brunnera *Heartleaf Alkanet*** Large heart-shaped leaves that love moist shady sites. They produce tiny forget-me-not like flowers.

<b>macrophylla 'Alexander's Great'</b> •Blue flowers with large silver and green veining on the foliage.	H14-18" W28-30"	Early Summer Zone 4(-30°)	● ●
<b>macrophylla 'Emerald Mist'</b> •Blue flowers with a wide banding of silver near the outside of the foliage.	H12-16" W12-18"	Early Summer Zone 4(-30°)	● ●
<b>macrophylla 'Hadspen Cream'</b> •Blue flowers with green and cream edged foliage.	H12-18" W14-18"	Early Summer Zone 4(-30°)	● ●
<b>macrophylla <i>Heartleaf Alkanet</i></b> •Blue flowers with green foliage.	H12-18" W14-18"	Early Summer Zone 4(-30°)	● ●
<b>macrophylla 'Jack Frost'</b> •Blue flowers with silver foliage and green veining.	H12-18" W14-18"	Early Summer Zone 4(-30°)	● ●
<b>macrophylla 'Variegata'</b> •Bold, irregular, creamy white leaf margins with a pale blue-green center.	H12-15" W12-15"	Early Summer Zone 4(-30°)	●

**Buddleia *Butterfly Bush*** Lance shaped grey-green leaves . Fragrant, colorful, summer flowering shrubs that respond well to heavy pruning in the spring. They are profuse bloomers with a very strong scent. A must have for pollinators.

**Buzz Series *dauidii*** Dwarf series and more compact habit than traditional Butterfly Bush. They still produce full size flower spikes up to 10" in length. Will bloom from June through October without deadheading.

<b>'Hot Raspberry'</b> •Bright raspberry-pink flower spikes.	H36-60" W36-48"	Summer-Fall Zone 4(-30°)	○ ♀ ✂ 🦌
<b>'Ivory'</b> •Graceful, tapering white flower spikes.	H36-60" W36-48"	Summer-Fall Zone 4(-30°)	○ ♀ ✂ 🦌
<b>'Lavender'</b> •Lavender flower spikes.	H36-60" W36-48"	Summer-Fall Zone 4(-30°)	○ ♀ ✂ 🦌
<b>'Magenta Improved'</b> •Magenta flower spikes.	H36-60" W36-48"	Summer-Fall Zone 4(-30°)	○ ♀ ✂ 🦌
<b>'Midnight' *New*</b> •Dark purple spires.	H36-60" W36-48"	Summer-Fall Zone 4(-30°)	○ ♀ ✂ 🦌
<b>'Purple'</b> •Purple flower spikes.	H36-60" W36-48"	Summer-Fall Zone 4(-30°)	○ ♀ ✂ 🦌
<b>'Sky Blue'</b> •Sky blue flower spikes.	H36-60" W36-48"	Summer-Fall Zone 4(-30°)	○ ♀ ✂ 🦌
<b>'Soft Pink'</b> •Pale pink flower spikes.	H36-60" W36-48"	Summer-Fall Zone 4(-30°)	○ ♀ ✂ 🦌
<b>'Velvet'</b> •Deep rose-pink flower spikes.	H36-60" W36-48"	Summer-Fall Zone 4(-30°)	○ ♀ ✂ 🦌

## Callirhoe *Prairie Winecups*

<b>involucrata <i>Winecups</i> *Native &amp; Waterwise*</b> •Ground cover with attractive dark green, leathery leaves. Flowers are a magenta-wine color blooming on upright stems. Great for hot dry areas.	H4-8" W24-30"	Summer Zone 4(-30°)	○ ♀ ▲
--	------------------	------------------------	-------

## Calylophus *Sundrops*

<b>serrulatus <i>Prairie Lode</i> *Native &amp; Waterwise*</b> •Bright golden yellow flowers. Easy to grow and long blooming. Groundcover that responds well to pruning before the growing season.	H6-8" W12-16"	Summer Zone 4(-30°)	○ ♀ ▲
---	------------------	------------------------	-------



## **Campanula *Bellflower*** Popular plants, ranging in heights from groundcovers to over 4 feet tall.

<b>'Birch Hybrid'</b> •Lavender-blue, fluted, bell-shaped flowers smother the bright evergreen foliage.	H4-6" W10-12"	Spring-Summer Zone 4(-30°)	○ ● ✂ ☼
<b>carpatica 'Rapido Blue'</b> •Mounding plant with small dark green foliage and an abundance of blue flowers.	H4-8" W4-8"	Late Spring Zone 3(-40°)	○ ● ✂ ☼
<b>carpatica 'Rapido White'</b> •Mounding plant with small dark green foliage and an abundance of white flowers.	H4-8" W4-8"	Late Spring Zone 3(-40°)	○ ● ✂ ☼
<b>garganica 'Dickson's Gold'</b> •Striking bright gold, toothed leaves form a compact clump. The color is lime-green if grown in part shade. Lavender-blue, star-shaped, upward-facing flowers smother the foliage.	H4-6" W12-18"	Late Spring Zone 4(-30°)	○ ● ✂ ☼
<b>glomerata 'Bellefleur Blue'</b> •This dwarf variety forms a low mound of upright stems with large clusters of deep violet-blue flowers.	H6-10" W12-23"	Early Summer Zone 4(-30°)	○ ● ✂ ☼
<b>glomerata 'Genti Blue'</b> •Mid-size habit that forms a mound of erect stems which bear deep blue flowers.	H16-18" W12-18"	Late Spring Zone 4(-30°)	○ ● ✂ ☼
<b>glomerata 'Genti White'</b> •Mid-size habit that forms a mound of erect stems which bear pure white flowers.	H16-18" W12-18"	Late Spring Zone 4(-30°)	○ ● ✂ ☼
<b>glomerata 'Superba'</b> •Tall upright stems with large, showy clusters of rich purple funnel-shaped flowers. Foliage is dark green and mounding.	H24-30" W22-26"	Late Spring-Summer Zone 4(-30°)	○ ● ✂ ✂ ☼
<b>persicifolia 'Takion Blue'</b> •Upward and outward facing blue, bell-shaped flowers on strong, dark green, glossy stems and foliage.	H16-20" W12-24"	Summer Zone 4(-30°)	○ ● ✂ ☼
<b>persicifolia 'Takion White'</b> •Upward and outward facing white bell-shaped flowers on strong dark green glossy stems and foliage.	H16-20" W12-24"	Summer Zone 4(-30°)	○ ● ✂ ☼
<b>poscharskyana 'Blue Waterfall'</b> •Violet-blue, star-shaped, upward-facing flowers smother dark green glossy foliage. A vigorous spreader that can be used as a groundcover.	H6-10" W18-24"	Late Spring Zone 4(-30°)	○ ● ✂ ☼
<b>rotundifolia 'Thumbell Violet'</b> •Graceful, slender stems, usually in clusters appear with bell-shaped violet-blue flowers that bloom continuously from early summer on.	H10-12" W10-12"	Spring-Summer Zone 4(-30°)	○ ● ✂ ☼

## **Caryopteris *Bluebeard*** Attractive, compact, mounding deciduous shrub. Very fragrant and showy flowers. A must have for pollinators.

<b>clandonensis 'Dark Knight'</b> •Dark purple-blue	H36-48" W36-48"	Summer Zone 5(-20°)	○ ● ✂ ☼
<b>clandonensis 'First Choice'</b> •Dark purple-blue	H24-36" W24-36"	Summer Zone 6(-10°)	○ ● ✂ ☼

## **Catanache *Cupid's Dart*** The papery bright blue dandelion-shaped blossoms are excellent for cutting, fresh, or dried.

<b>caerulea 'Amor Blue'</b> •Elegant, fine, blue flowers on slender stems with narrow foliage.	H20-26" W8-12"	Summer Zone 5(-20°)	○ ✂ ✂ ☼
---	-------------------	------------------------	------------



**Centranthus *Jupiter's Beard*** Blue-green leaves on tall slender stems. Long blooming plants except during the heat of summer. Deadhead after spring bloom for better appearances. Reseeds. Quite drought tolerant but will still do well in medium and high water use areas.

<b>ruber 'Alba'</b> •Small, star-shaped, white flowers appear in dense clusters.	H24-30" W18-24"	Late Spring-Fall Zone 5(-20°)	○ ● ☼ ✂ ☪ 🦌
<b>ruber 'Pretty Betsy'</b> •Fragrant rose-red blooms.	H24-36" W18-24"	Late Spring-Fall Zone 5(-20°)	○ ● ☼ ✂ ☪ 🦌
<b>ruber 'Valerian Red'</b> •Small, star-shaped, rose-red flowers appear in dense clusters atop upright to relaxed stems. Will self seed and spread without deadheading.	H18-36" W18-24"	Late Spring-Fall Zone 5(-20°)	○ ● ☼ ✂ ☪ 🦌

### Cerastium *Snow in Summer*

<b>tomentosa 'Yo Yo'</b> •Smaller, more restrained variety with white flowers. The woolly-grey foliage holds up well in difficult dry spots.	H6-8" W12-18"	Late Spring Zone 3(-40°)	○ ☪ 🦌
---	------------------	-----------------------------	-------

### Ceratoides (Krascheninikovia) *Winterfat*

<b>lanata</b> •Flowers appear on the female plants only and are a brilliant, silvery white that grow on dense spikes. This is a low spreading shrub with grey-brown, exfoliating bark and fuzzy, pale blue, deciduous foliage.	H12-36" W12-36"	Spring-Late Summer Zone 4(-30°)	○
---	--------------------	------------------------------------	---

### Ceratostigma *Plumbago*

<b>plumbaginoides <i>Plumbago</i></b> •Slow growing groundcover with brilliant blue flowers. Glossy green foliage in summer, turning bronze to red in fall. Grows best in full to partial shade.	H8-12" W14-18"	Late Summer-Fall Zone 5(-20°)	○ ● ☼ ☪ 🦌
---	-------------------	----------------------------------	--------------

**Cercocarpus** Flowers are inconspicuous. Grows best in rocky, dry, well drained soil. Good browse shrub for deer and elk. Very long lived.

<b>intricatus <i>Littleleaf Mt. Mahogany</i> *Native &amp; Waterwise*</b> •Slow growing, intricately branched shrub with compact growth habit. Small, shiny, evergreen leaves have a leathery appearance.	H72-96" W48-72"	Spring Zone 3(-40°)	○ ☪ ▲
<b>ledifolius <i>Curl-leaf Mt. Mahogany</i> *Native &amp; Waterwise*</b> •Evergreen foliage contrasts nicely with white-grey bark.	H60-120" W72-144"	Spring Zone 3(-40°)	○ ☪ ▲
<b>montanus <i>True Mt. Mahogany</i> *Native &amp; Waterwise*</b> •Deciduous with a dense, symmetrical growth habit. Small yellow flowers.	H60-120" W72-120"	Late Spring-Summer Zone 3(-40°)	○ ☪ ▲

### Chamaebatiaria *Fernbush*

<b>millefolium <i>Fernbush</i></b> •Intensely aromatic lacy foliage with white flowers and reddish flaky bark. Makes a mound with light pruning. Attractive winter seed heads and habit.	H48-72" W72-96"	Summer Zone 4(-30°)	○ ● ☼
---	--------------------	------------------------	-------

### Chamerion (Epilobium)

<b>angustifolia <i>Fireweed</i> *Native &amp; Waterwise*</b> •High elevation perennial that is strongly rhizomatous. Flowers are a deep pink with willow-like leaves. Does well in a variety of soils.	H48-98" W48-60"	Summer-Fall Zone 4(-30°)	○ ● ☼ ☪ ▲
---	--------------------	-----------------------------	--------------

### Chelone *Turtlehead*

<b>lyonii 'Tiny Tortuga'</b> •An upright, bushy mound of thick, dark green foliage. Produces upright stems of large, dark pink, hooded flowers. Best grown in moist areas.	H12-16" W8-10"	Late Summer-Mid Fall Zone 3(-40°)	○ ● ☼ ☪ 🦌 ✂
---	-------------------	---	----------------

### Chrysothamnus *Rabbitbrush*

<b>nauseosus <i>Rubber Rabbitbrush</i></b> •Nice form with a round head and erect, upright stems. Plant in dry, well drained soil. Prune in early spring to maintain compact form. Bright yellow flowers. Interesting fruit late summer to fall.	H24-48" W24-36"	Early Summer Zone 3(-40°)	○ ☪ ☼
<b>nauseosus <i>Dwarf Rabbitbrush</i> *Native &amp; Waterwise*</b> •Shorter, tighter growth habit and bright yellow fall color.	H16-28" W20-30"	Early Summer Zone 3(-40°)	○ ☪ ▲

**LEGEND:** ☼=Pollinator •✂=Cut Flower •☪=Drought Resistant •🦌=Deer Resistant  
▲=Native/Waterwise •○=Full Sun •●=Part Sun •●=Full Shade •H=Height •W=Width





**Chrysanthemum Garden Mums** Garden mums are characterized by their mounded growth habits, sturdy but typically brittle stems, and adaptability to almost any container type and size. They have a very high bud count and excellent flowering uniformity. Nicely sized flowers with good lasting quality. Blooms in fall. Height 12-36". Season bloom times: Very early - Sept. 1-10, Early - Sept. 10-20, Mid - Sept. 20-30, Late - Oct. 1-10, Extender - Oct. 10-20. Contact Perennial Favorites or your Sales Rep for a full listing of Fall Garden Mums.

<b>Assorted Varieties</b>	Assorted	Late Summer-Fall Zone 5(-20°)	○ ● ☞ ☹
---------------------------	----------	----------------------------------	------------

## Clematis *Bush Clematis*

<b>'Violet Stardust'</b> •The clump of this non-vining plant produces a profusion of blue-violet, star shaped, nodding flowers. It will benefit from support but not necessary.	H24-36" W24-36"	Summer Zone 3(-40°)	○ ● ☞ ☹
--	--------------------	------------------------	------------

## Convallaria *Lily of the Valley*

<b>majalis 'Lily of the Valley'</b> •Tough, vigorous grower, and great groundcover. Fragrant tiny white bells on tall sturdy stems. All parts of this plant are poisonous.	H6-8" W12-24"	Spring Zone 3(-40°)	○ ● ☹ ☹
<b>majalis 'Rosea'</b> •Unusual soft pink flowered form with sweet smelling, bell-shaped flowers.	H6-9" W6-12"	Spring Zone 3(-40°)	○ ● ☹ ☹

**Coreopsis Tickseed** Considered to be one of the longest blooming perennials for the garden. They're easy to grow and have bright, daisy-like flowers with an assortment of heights and foliage styles.

<b>auriculata 'Nana'</b> •Forms a small mound of dark green leaves, bearing bright golden-orange flowers.	H6-12" W8-12"	Late Spring-Fall Zone 4(-30°)	○ ☞ ☹
<b>grandiflora 'Double The Sun'</b> •Compact habit with semi-double yellow blooms. The earliest blooming grandiflora on the market.	H12-14" W12-14"	Spring-Fall Zone 4(-30°)	○ ☞ ☹
<b>grandiflora 'Presto'</b> •Golden yellow with a semi-double flower.	H6-12" W6-8"	Late Spring-Fall Zone 4(-30°)	○ ☞ ☹
<b>grandiflora 'Sunkiss'</b> •Nearly 3" wide, golden yellow flowers with burgundy-red centers.	H12-14" W14-16"	Late Spring-Fall Zone 4(-30°)	○ ☞ ✂
<b>'Jethro Tull'</b> •Golden yellow with fluted petals.	H12-18" W14-18"	Late Spring-Fall Zone 5(-20°)	○ ☞ ☹
<b>lanceolata 'Baby Sun'</b> •Yellow flowers with red speckles around the throat.	H12-18" W18-24"	Late Spring-Fall Zone 4(-30°)	○ ☞ ☹
<b>'Solanna Golden Sphere'</b> •Grows a low mound of leathery green leaves with upright stems of large, fluffy, golden yellow pom-pom flowers.	H12-18" W12-18"	Late Spring-Fall Zone 5(-20°)	○ ☞ ☹
<b>'Tequila Sunrise'</b> •Bright yellow flowers with deep orange centers. Foliage is a variegated creamy yellow with a hint of pink that turns a dark red tint in the fall.	H14-16" W12-14"	Late Spring-Fall Zone 5(-20°)	○ ☞ ☹
<b>verticillata 'Crème Brûlée'</b> •Small butter yellow daisies with delicately serrated tips and thread-leaf foliage.	H12-18" W24-36"	Late Spring-Fall Zone 4(-30°)	○ ☞ ☹
<b>verticillata 'Moonbeam'</b> •Light yellow with dark yellow center and thread leafed foliage.	H18-24" W18-24"	Late Spring-Fall Zone 4(-30°)	○ ☞ ☹
<b>verticillata 'Sienna Sunset'</b> •Large dark orange colored flowers that lighten to a deep orange as they age.	H16-20" W12-24"	Late Spring-Fall Zone 5(-20°)	○ ☞ ☹
<b>verticillata 'Zagreb'</b> •Bright golden yellow flowers with thread leaf foliage.	H12-18" W12-18"	Late Spring-Fall Zone 4(-30°)	○ ☞ ☹

**Leading Lady Series** Bred to flower earlier with floriferous blooming all summer. Cold and heat tolerant, and mildew resistant.

<b>'Charlize'</b> •Frilly, double yellow flowers.	H18-23" W12-16"	Summer Zone 5(-20°)	○ ☞ ✂
<b>'Lauren'</b> •Large, single yellow flowers.	H18-23" W12-16"	Summer Zone 5(-20°)	○ ☞ ✂
<b>'Sophia'</b> •Large, yellow flowers with tubular petals.	H18-23" W12-16"	Summer Zone 5(-20°)	○ ☞ ✂



### Coreopsis *Tickseed* Continued

**Li'l Bang Series** Naturally compact plants that exhibit great disease resistance and long bloom time. Perfect size for container gardening, rock gardens and the front of the border.

<b>'Daybreak'</b> •Single red flowers with a thin vibrant yellow-orange edge.	H8-12" W12-18"	Late Spring-Early Fall Zone 5(-20°)	○ ♀ ☼
<b>'Enchanted Eve'</b> •Large, single yellow-orange flowers blending a red center.	H8-12" W12-18"	Late Spring-Early Fall Zone 5(-20°)	○ ♀ ☼
<b>'Red Elf'</b> •Very large, rich red flowers produced on dwarf plants.	H8-12" W10-16"	Late Spring-Early Fall Zone 5(-20°)	○ ♀ ☼
<b>'Starbright'</b> •Large flowers of soft yellow with a deep red center.	H6-12" W12-18"	Late Spring-Early Fall Zone 5(-20°)	○ ♀ ☼
<b>'Starlight'</b> •Very large, creamy flowers with a burgundy center.	H8-12" W12-18"	Late Spring-Early Fall Zone 5(-20°)	○ ♀ ☼
<b>'Starstruck'</b> •Large lavender flowers with white tips and yellow centers.	H12-16" W14-18"	Late Spring-Early Fall Zone 5(-20°)	○ ♀ ☼

**Sizzle and Spice Series (*verticillata*)** Compact, rounded habit of bright green threadleaf foliage that is covered with flowers.

<b>'Crazy Cayenne'</b> •Red-orange.	H14-18" W22-26"	Late Spring-Early Fall Zone 5(-20°)	○ ♀ ☼
<b>'Curry Up'</b> •Yellow with a bright red center.	H14-18" W22-26"	Late Spring-Early Fall Zone 5(-20°)	○ ♀ ☼
<b>'Hot Paprika'</b> •Deep red.	H14-18" W22-26"	Late Spring-Early Fall Zone 5(-20°)	○ ♀ ☼
<b>'Red Hot Vanilla'</b> •Cream with a dark red eye.	H14-18" W22-26"	Late Spring-Early Fall Zone 5(-20°)	○ ♀ ☼
<b>'Sassy Saffron'</b> •Lemon yellow with a deep maroon eye.	H14-18" W22-26"	Late Spring-Early Fall Zone 5(-20°)	○ ♀ ☼
<b>'Zesty Zinger'</b> •Dark red eye with red tipped ivory-white petals.	H14-18" W22-26"	Late Spring-Early Fall Zone 5(-20°)	○ ♀ ☼

**Uptick Series** Blooms all summer on a tidy, mounded habit. Mildew resistant.

<b>'Bronze and Gold'</b> •A large eye of deep bronze is framed by gold.	H12-15" W14-16"	Summer Zone 5(-20°)	○ ♀ ☼
<b>'Cream'</b> •Large, creamy white to pale yellow single blooms.	H12-15" W14-16"	Summer Zone 5(-20°)	○ ♀ ☼
<b>'Cream and Red'</b> •Small eye of dark red on a large flower of buttery-cream.	H12-15" W14-16"	Summer Zone 5(-20°)	○ ♀ ☼
<b>'Yellow and Red'</b> •Large yellow flowers with a dark red center.	H12-15" W14-16"	Summer Zone 5(-20°)	○ ♀ ☼ ✂ ☼

**Crocasmia *Montbretia*** Forms clumps of tall sword-shaped foliage with long arching stems of funnel shaped blossoms.

<b>'Lucifer'</b> •Scarlet	H36-40" W12-23"	Summer Zone 5(-20°)	○ ♀
------------------------------	--------------------	------------------------	-----

**Delosperma *Iceplant*** Succulent clumping form, spreads but stays in a tight mat. Blooms will close at night and re-open the next morning.

<b>'Alan's Apricot'</b> •Stunning apricot flowers over grey-green foliage.	H2-4" W10-12"	Late Spring-Summer Zone 5(-20°)	○ ♀ ☼
<b>cooperi</b> •The succulent, needle-like leaves have fluorescent purple, upward facing flowers.	H2-4" W18-24"	Late Spring-Summer Zone 4(-30°)	○ ♀ ☼
<b>'Fire Spinner'</b> •Masses of dark orange, pink and white flowers are produced on apple- green foliage.	H2-4" W12-18"	Late Spring-Summer Zone 4(-30°)	○ ♀ ☼
<b>'Granita Orange'</b> •Covered with large flowers in varying shades of rusty orange that are at once bright, earthy and iridescent.	H1-2" W10-14"	Spring to Fall Zone 5(-20°)	○ ♀ ☼



<b>'Granita Raspberry'</b> •A vigorous and floriferous plant with large, striking, iridescent raspberry flowers that are densely packed.	H1-2" W10-14"	Spring to Fall Zone 5(-20°)	○ ♀ ♀
<b>'John Proffit' Table Mountain</b> •Fuchsia colored flowers with bright yellow and white centers over dark green foliage.	H2-4" W12-24"	Late Spring-Summer Zone 4(-30°)	○ ♀ ♀
<b>'Kelaidis' Mesa Verde</b> •Stunning salmon-pink flowers grow atop grey-green foliage.	H4-6" W12-24"	Late Spring-Summer Zone 5(-20°)	○ ♀ ♀
<b>nubigenum Yellow Hardy</b> •Bears a load of small starry yellow flowers Foliage turns bronze in winter.	H2-4" W12-24"	Late Spring-Summer Zone 4(-30°)	○ ♀ ♀
<b>'Psfave' Lavender Ice</b> •Iridescent lavender with dark eyes . Foliage turns purple in winter.	H2-4" W12-24"	Late Spring-Summer Zone 4(-30°)	○ ♀ ♀
<b>'Red Mountain Flame'</b> •This is a tough, vigorous, cold hardy plant with large, blazing orange-red flowers over light green foliage.	H2-4" W12-18"	Late Spring-Summer Zone 5(-20°)	○ ♀ ♀
<b>Delmara Series</b> Native to South Africa, these plants are heat and drought tolerant and dense with a matte-like growth habit. The flowers are large and vibrant.			
<b>'Fuchsia' *New*</b> •Fuchsia-red with a yellow eye.	H4-6" W12-18"	Late Spring-Summer Zone 4(-30°)	○ ♀ ♀
<b>'Orange' *New*</b> •Orange with a yellow eye.	H4-6" W14-16"	Late Spring-Summer Zone 4(-30°)	○ ♀ ♀
<b>'Pink' *New*</b> •Bright pink with a white eye.	H4-6" W12-18"	Late Spring-Summer Zone 4(-30°)	○ ♀ ♀
<b>'Pink Halo' *New*</b> •Light pink with a white eye.	H4-6" W12-18"	Late Spring-Summer Zone 4(-30°)	○ ♀ ♀
<b>'Red' *New*</b> •Red with a yellow eye.	H4-6" W12-18"	Late Spring-Summer Zone 4(-30°)	○ ♀ ♀
<b>'Yellow' *New*</b> •Bright yellow.	H4-6" W14-16"	Late Spring-Summer Zone 4(-30°)	○ ♀ ♀
<b>Jewel of the Desert Series</b> This series produces carpetlike mats of succulent foliage with neon-colored daisy-type flowers. These are a new generation of Delosperma that will bloom continuously from spring until frost.			
<b>'Amethyst'</b> •Pink around the perimeter surrounding a bright purple center.	H4-6" W8-16"	Late Spring-Summer Zone 4(-30°)	○ ♀ ♀
<b>'Candystone' *New*</b> •Bright pink.	H4-5" W20-23"	Late Spring-Summer Zone 4(-30°)	○ ♀ ♀
<b>'Garnet'</b> •Brilliant scarlet and lavender petals with a central white eye.	H4-6" W8-16"	Late Spring-Summer Zone 4(-30°)	○ ♀ ♀
<b>'Grenade'</b> •This variety produces loads of starry flowers with petals that are orange around the perimeter, surrounding a bright red center.	H4-6" W8-16"	Late Spring-Summer Zone 4(-30°)	○ ♀ ♀
<b>'Moonstone'</b> •Pristine white blooms with gold tipped stamens that sparkle.	H4-6" W8-16"	Late Spring-Summer Zone 5(-20°)	○ ♀ ♀
<b>'Opal'</b> •Fuchsia around the perimeter surrounding a bright yellow center.	H4-6" W8-16"	Late Spring-Summer Zone 5(-20°)	○ ♀ ♀
<b>'Peridot'</b> •Cheerful yellow with a white eye and yellow stamens.	H4-6" W8-16"	Late Spring-Summer Zone 5(-20°)	○ ♀ ♀
<b>'Rosequartz'</b> •Pink with a white eye and yellow stamens.	H4-6" W8-16"	Late Spring-Summer Zone 5(-20°)	○ ♀ ♀
<b>'Ruby'</b> •Rose-pink with a white eye and yellow stamens.	H4-6" W8-16"	Late Spring-Summer Zone 5(-20°)	○ ♀ ♀
<b>'Sunstone' *New*</b> •Orange with a white eye.	H4-6" W8-16"	Late Spring-Summer Zone 5(-20°)	○ ♀ ♀
<b>'Topaz'</b> •Pale orange petals with pale rose-pink tips, and white eye.	H4-6" W8-16"	Late Spring-Summer Zone 5(-20°)	○ ♀ ♀



### Delosperma *Iceplant* Continued

**Wheels of Wonder Series** This series produces large, beautiful flowers that bloom continuously. Blooms are held above plum, succulent olive-green foliage.

<b>'Fire Wonder'</b> •Fiery red petals with a yellow and white eye and yellow stamens.	H6-8" W18-24"	Late Spring-Summer Zone 5(-20°)	○ ♀ ♀
<b>'Golden Wonder'</b> •Bright golden yellow with a white eye and yellow stamens.	H6-8" W18-24"	Late Spring-Summer Zone 5(-20°)	○ ♀ ♀
<b>'Hot Pink Wonder'</b> •Hot pink with a yellow center.	H6-8" W18-24"	Late Spring-Summer Zone 5(-20°)	○ ♀ ♀
<b>'Limoncello' *New*</b> •Bright white petals with a large yellow center.	H6-8" W18-24"	Late Spring-Summer Zone 5(-20°)	○ ♀ ♀
<b>'Orange Wonder'</b> •Huge, creamsicle orange with yellow centers.	H6-8" W18-24"	Late Spring-Summer Zone 5(-20°)	○ ♀ ♀
<b>'Salmony Pink'</b> •Light salmon blending into yellow. White eye with a yellow eyezone.	H6-8" W18-24"	Late Spring-Summer Zone 5(-20°)	○ ♀ ♀
<b>'Violet Wonder'</b> •Violet petals surround bright white centers.	H6-8" W18-24"	Late Spring-Summer Zone 5(-20°)	○ ♀ ♀
<b>'White Wonder'</b> •Pure white flowers.	H6-8" W18-24"	Late Spring-Summer Zone 5(-20°)	○ ♀ ♀

**Delphinium *Larkspur*** These plants have a tall, stately, dignified appearance. Mounds of dark green, glossy foliage have spikes of showy spurred flowers.

<b>grandiflorum 'Blue Mirror'</b> •Navy blue flowers forming a compact mound of well-branched, lacy foliage.	H12-18" W10-12"	Early Summer Zone 3(-40°)	○ ◐ ♀ ✂ 🦌
<b>grandiflorum 'Hunky Dory Blue'</b> •Compact and does not need staking It makes a mound of fine, fern-like leaves with masses of rich violet-blue flowers.	H8-12" W24-36"	Summer Zone 4(-30°)	○ ♀ ✂
<b>nudicaule 'Laurin'</b> •Colorful sprays of long, spurred, bright red flowers.	H12-16" W12-18"	Early Summer Zone 3(-40°)	○ ◐ ♀ 🦌 ✂

**Delphina Series** Mounds of dark green, glossy foliage have spikes of showy, spurred flowers. Compact habit produces heavy double blooms.

<b>'Dark Blue/Black Bee'</b> •Dark Blue with black centers.	H18-20" W13-15"	Summer Zone 3(-40°)	○ ♀ ✂ 🦌
<b>'Dark Blue/White Bee'</b> •Dark blue with white centers.	H18-20" W13-15"	Summer Zone 3(-40°)	○ ♀ ✂ 🦌
<b>'Light Blue/White Bee'</b> •Soft powder blue with white centers.	H18-20" W13-15"	Summer Zone 3(-40°)	○ ♀ ✂ 🦌
<b>'Rose/White Bee'</b> •Rose colored flowers with white centers.	H18-20" W13-15"	Summer Zone 3(-40°)	○ ♀ ✂ 🦌












**Highlander Series** Stately spires of full double, frilly blossoms over a mound of deeply-cut green leaves. Compact growth habit.

<b>'Cha Cha'</b> •Soft lilac with a light brush of pale pink on the petals.	H30-40" W16-20"	Early Summer Zone 3(-40°)	○ ♀
<b>'Crystal Delight'</b> •Pale lilac blooms with green centers.	H30-40" W16-20"	Early Summer Zone 3(-40°)	○ ♀
<b>'Morning Sunrise'</b> •White flowers with pale green centers.	H30-40" W16-20"	Early Summer Zone 3(-40°)	○ ♀
<b>'Sweet Sensation'</b> •Bright mauve-purple flowers kissed with blue-green.	H30-40" W16-20"	Early Summer Zone 3(-40°)	○ ♀





















**Magic Fountains Series (elatum)** Plants have a compact dwarf habit with dark green deeply toothed leaves. Thick stems do not require staking and aren't easily blown over in the wind.

<b>'Dark Blue/Dark Bee'</b> •Dark blue with a dark center.	H24-36" W18-24"	Early Summer Zone 3(-40°)	   
<b>'Dark Blue/White Bee'</b> •Dark blue with a white center.	H24-36" W18-24"	Early Summer Zone 3(-40°)	   
<b>'Mix'</b> •Mixture of whites, pinks, blues and purples.	H24-36" W18-24"	Early Summer Zone 3(-40°)	   
<b>'Sky Blue/White Bee'</b> •Sky blue with white center.	H24-36" W18-24"	Early Summer Zone 3(-40°)	   




























**Pacific Giants Series (elatum)** Requires a little more effort as you really should stake them for a spectacular display. The 4' to 7' tall stalks bear 3" double flowers and are mildew resistant.

<b>'Blue Bird'</b> •Blue with a white center.	H48-72" W18-24"	Early Summer Zone 3(-40°)	  
<b>'Galahad'</b> •Pure white petals.	H48-72" W18-24"	Early Summer Zone 3(-40°)	  
<b>'King Arthur'</b> •Deep violet-blue blossoms with a white center.	H48-72" W18-24"	Early Summer Zone 3(-40°)	  
<b>'Mix'</b> •Mixture of whites, pinks, blues and purples.	H48-72" W18-24"	Early Summer Zone 3(-40°)	  

**Summer Series (grandiflorum)** Elegant, dwarf, bushy habit. Heat tolerant. Totally unlike the tall, spiky Delphinium cultivars, this little beauty has compact mounds of well-branched lacy foliage.

<b>'Nights'</b> •Clear blue.	H10-14" W10-12"	Early Summer Zone 3(-40°)	   
---------------------------------	--------------------	------------------------------	---

**Dianthus Pinks** Most varieties are evergreens and have a strong fragrance when blooming. Remove spent flowers to promote longer blooming cycles. Dianthus come is a large selection of bloom and foliage colors.

<b>barbatus 'Pinocchio Double Dwarf Mix' Sweet William</b> •White, pink and red mix with green foliage.	H6-8" W8-12"	Late Spring Zone 4(-30°)	  
<b>barbatus 'Indian Carpet' Sweet William</b> •Low mound of light green leaves bearing showy clusters of bright, single flowers in mixed shades from white to pink, salmon and red; often with a contrasting eye.	H6-10" W10-12"	Late Spring Zone 4(-30°)	  
<b>barbatus nanus 'Midget Mix'</b> •White, pink and red mix with green foliage.	H8-12" W12-20"	Late Spring Zone 4(-30°)	  
<b>'Cadence Milk Cherry'</b> •Double flowers are white and gradually transitions to a true red.	H8-12" W8-12"	Late Spring Zone 4(-30°)	  
<b>'Cadence Peach Milk'</b> •The double flowers start as peachy pink and turn white as they age, creating an attractive combination of new and older blooms.	H6-8" W18-24"	Late Spring-Summer Zone 4(-30°)	  
<b>gratianopolitanus 'Feuerhexe' Firewitch</b> •Bright pink blooms have a strong fragrance, over silver-blue foliage.	H6-10" W8-12"	Late Spring Zone 4(-30°)	  
<b>gratianopolitanus 'Tiny Rubies'</b> •Pink double flower with deep green foliage.	H4-8" W10-12"	Late Spring Zone 4(-30°)	  
<b>'Kahori'</b> •Semi-double bright pink blooms above grey-green foliage that has a compact upright habit.	H8-12" W8-12"	Late Spring Zone 4(-30°)	  
<b>'Kahori Scarlet'</b> •Red, semi-double blooms above grey-green foliage with a compact, upright habit.	H8-12" W8-12"	Late Spring Zone 4(-30°)	  



### Dianthus *Pinks* Continued

**Beauties Series** First year flowering, very hardy, and heat tolerant. Forms a clump of grassy, grey-green foliage, with a long summer display of fragrant blooms.

<b>'Annabelle'</b> •Bright pure white.	H6-8" W12-16"	Late Spring Zone 3(-40°)	○ ☞☞
---	------------------	-----------------------------	---------

**Early Bird Series** Large Carnation like double flowered and among the first Dianthus of the season to bloom. All have silver-green foliage with a clumping habit.

<b>'Chili'</b> •Dark coral.	H4-8" W8-10"	Early Spring Zone 5(-20°)	○☾ ☞☞
--------------------------------	-----------------	------------------------------	----------

<b>'Fizzy'</b> •Lavender with a maroon eye.	H4-6" W8-12"	Early Spring Zone 5(-20°)	○☾ ☞✂☞
--	-----------------	------------------------------	-----------

<b>'Frosty'</b> •Pure white.	H4-6" W8-12"	Early Spring Zone 5(-20°)	○☾ ☞✂☞
---------------------------------	-----------------	------------------------------	-----------

<b>'Radiance'</b> •Crimson.	H4-8" W8-10"	Early Spring Zone 5(-20°)	○☾ ☞☞
--------------------------------	-----------------	------------------------------	----------

<b>'Sherbet'</b> •Cherry pink.	H4-6" W8-12"	Early Spring Zone 5(-20°)	○☾ ☞✂☞
-----------------------------------	-----------------	------------------------------	-----------

**Everlast Series** Fragrant flowers with one of the longest bloom times out of any Dianthus. With deadheading, they will stay in color from spring through fall. Tight semi-clumping habit with silver-green foliage.

<b>'Burgundy Blush'</b> •Raspberry-pink petals have a contrasting bright pink fringed edge.	H8-12" W10-14"	Spring - Fall Zone 4(-30°)	○☾ ☞☞
--	-------------------	-------------------------------	----------

<b>'Dark Pink'</b> •Dark pink.	H8-12" W10-14"	Spring - Fall Zone 4(-30°)	○☾ ☞☞
-----------------------------------	-------------------	-------------------------------	----------

<b>'Lavender Eye'</b> •Lavender-pink petals with red center.	H8-12" W10-14"	Spring - Fall Zone 4(-30°)	○☾ ☞☞
---	-------------------	-------------------------------	----------

<b>'Light Pink Eye'</b> •Light pink petals with a raspberry-pink eye.	H8-12" W10-14"	Spring - Fall Zone 4(-30°)	○☾ ☞☞
--	-------------------	-------------------------------	----------

<b>'Lilac Eye'</b> •Lilac-pink ruffled petals with a deep crimson eye.	H8-12" W10-14"	Spring - Fall Zone 4(-30°)	○☾ ☞☞
---	-------------------	-------------------------------	----------

<b>'Orchid'</b> •Bright, bubblegum-pink petals with fringed edges.	H8-12" W10-14"	Spring - Fall Zone 4(-30°)	○☾ ☞☞
---	-------------------	-------------------------------	----------

<b>'Raspberry Cream'</b> •Dark red centers that fade to pink on the outer edge.	H8-12" W10-14"	Spring - Fall Zone 4(-30°)	○☾ ☞☞
--	-------------------	-------------------------------	----------

<b>'Red and Pink'</b> •Double red and pink flowers.	H8-12" W10-14"	Spring - Fall Zone 4(-30°)	○☾ ☞☞
--	-------------------	-------------------------------	----------










































































<b>'White with Eye'</b> •White double flowers with a lilac-pink eye and fringed edges.	H8-12" W10-14"	Spring - Fall Zone 4(-30°)	○☾ ☞☞
---	-------------------	-------------------------------	----------

**Olivia Series** Great fragrance. Hardy and weather resistant.

<b>'Bella'</b> •Single pink with a white edge and white eye.	H10-12" W10-12"	Late Spring-Summer Zone 4(-30°)	○☾ ☞✂☞
---	--------------------	------------------------------------	-----------

<b>'Cherry'</b> •Two toned bright maroon banded by a lighter burgundy edge.	H10-12" W10-12"	Late Spring-Summer Zone 4(-30°)	○☾ ☞✂☞
--	--------------------	------------------------------------	-----------



<b>'Sweet'</b> •Two toned red with white eye and white edging.	H10-12" W10-12"	Late Spring-Summer Zone 4(-30°)	    
<b>'Wild'</b> •Bicolor dark pink with light pink edge.	H10-12" W10-12"	Late Spring-Summer Zone 4(-30°)	    
<b>Scent First Series</b> Fragrant, double flowered.			
<b>'Coconut Surprise'</b> •White with red center and silver-green foliage.	H6-12" W12-18"	Late Spring Zone 4(-30°)	   
<b>'Coral Reef'</b> •Grey-blue foliage topped with double flowers featuring frilly, deep coral petals with white picotee edge.	H6-12" W12-18"	Late Spring Zone 4(-30°)	   
<b>'Devon Yolande' Raspberry Surprise</b> •Pink with a red center and silver foliage.	H6-12" W12-18"	Late Spring Zone 4(-30°)	   
<b>'WP' Passion</b> •Red with silver foliage.	H6-12" W12-18"	Late Spring Zone 4(-30°)	   
<b>Star Series</b> Long blooming series are hardy and heat tolerant with silver foliage that has a compact and mounding habit. Disease resistant.			
<b>'Devon Esther' Double Pop Star</b> •Semi-double pink with a red center.	H6-8" W6-10"	Late Spring Zone 4(-30°)	   
<b>'Eastern Star'</b> •Large, red flowers with crimson centers and soft pink along the edges.	H6-8" W6-10"	Late Spring Zone 4(-30°)	   
<b>'Fire Star'</b> •Fire-red.	H6-8" W6-10"	Late Spring Zone 4(-30°)	   
<b>'Neon Star'</b> •Bright pink.	H6-8" W6-10"	Late Spring Zone 4(-30°)	   
<b>'Peppermint Star'</b> •Pink with a dark red center.	H6-8" W6-10"	Late Spring Zone 4(-30°)	   
<b>'Stargazer'</b> •Fragrant, single fringed white flowers with maroon centers.	H6-8" W6-10"	Late Spring Zone 4(-30°)	   
<b>'Starlette'</b> •Double magenta with a dark red center.	H6-8" W6-10"	Late Spring Zone 4(-30°)	   
<b>'Super Star'</b> •Single maroon flowers with deep pink patterns on the petals.	H6-8" W6-10"	Late Spring Zone 4(-30°)	   
<b>Dicentra Bleeding Heart</b> Lovely shade garden plants with classic, heart-shaped flowers and greyish-green foliage. Creates a soft, delicate display of strong blooming power.			
<b>'King of Hearts' *New*</b> •Fernleaf plant with great vigor. Rosy pink blooms.	H8-10" W8-12"	Late Spring Zone 4(-30°)	  
<b>'Luxuriant'</b> •Cherry-pink with fern leaf foliage.	H12-18" W12-18"	Spring Zone 4(-30°)	  
<b>spectabilis 'Old-Fashioned Red'</b> •Pink and white.	H30-36" W24-36"	Spring Zone 3(-40°)	  
<b>spectabilis 'Old-Fashioned White'</b> •Graceful soft green foliage has long, white heart-shaped flowers with protruding, white inner petals.	H24-30" W26-34"	Spring Zone 3(-40°)	  
<b>spectabilis 'Valentine'</b> •Cherry-red heart-shaped blooms with white tips on burgundy stems.	H22-28" W18-24"	Spring Zone 3(-40°)	  

# PERENNIALS



PERENNIAL  
FAVORITES

**Digitalis *Foxglove*** These biennial plants produce beautiful flower stalks of bell-shaped flowers above rosettes. Easy to grow. One warning: All parts of this plant are toxic if ingested, supervise small children around them.

<b>'Arctic Fox Rose'</b> •Rich pink with burnt orange centers. New perennial hybrid with first year flowering.	H18-24" W16-18"	Summer Zone 5(-20°)	☉ ☌ ☕
<b>'Lucas'</b> •Rose-pink with a white speckled throat.	H24-36" W8-12"	Summer Zone 4(-30°)	☉ ☌ ☕
<b>obscura 'Sunset'</b> •Varying shades of orange and yellow on upright, woody stems.	H12-24" W12-24"	Summer Zone 4(-30°)	☉ ☌ ☕
<b>purpurea 'Candy Mountain'</b> •Gorgeous brilliant pink flowers with black and white speckled throats that grow upward.	H30-48" W18-24"	Summer Zone 4(-30°)	☉ ☌ ☕
<b>purpurea 'Dalmatian Mix'</b> •Includes all the Dalmations: white, yellow, peach, blue, and lavender with many shades and hues in between.	H24-36" W8-12"	Summer Zone 4(-30°)	☉ ☌ ☕
<b>purpurea 'Dalmatian Peach'</b> •Glorious peach-colored trumpets appear on stout, branching stems.	H24-36" W8-12"	Summer Zone 4(-30°)	☉ ☌ ☕
<b>purpurea 'Dalmation Purple'</b> •Purple blooms spire above dark green foliage.	H24-36" W8-12"	Summer Zone 4(-30°)	☉ ☌ ☕
<b>purpurea 'Dalmation Rose'</b> •Rose trumpets rise above stout branches.	H24-36" W8-12"	Summer Zone 4(-30°)	☉ ☌ ☕
<b>purpurea 'Excelsior'</b> •Produces a mix of large trumpets of white, rose and pink.	H48-60" W18-24"	Summer Zone 4(-30°)	☉ ☌ ☕
<b>thapsi 'Spanish Peaks'</b> •Short spikes of raspberry-rose flowers grow over minature foxglove foliage.	H12-18" W8-12"	Summer Zone 4(-30°)	☉ ☌ ☕

**Camelot Series (purpurea)** These plants bloom reliably the first year with a heavy flush the second. They should be deadheaded the first year to encourage healthy overwintering, then allowed to reseed the following year.

<b>'Cream'</b> •Tubular white creamy flowers with purple speckled throats.	H40-48" W12-24"	Summer Zone 4(-30°)	☉ ☌ ☕
<b>'Lavender'</b> •Tubular lavender flowers have throats with purple speckling that are ringed with white.	H40-48" W12-24"	Summer Zone 4(-30°)	☉ ☌ ☕
<b>'Mix'</b> •Tubular cream, lavender, rose, and white flower throats with purple speckling that are ringed with white.	H40-48" W12-24"	Summer Zone 4(-30°)	☉ ☌ ☕
<b>'Rose'</b> •Purple speckles that are rimmed with white adorn the throat of these rose-pink tubular flowers.	H40-48" W12-24"	Summer Zone 4(-30°)	☉ ☌ ☕

**Doronicum *Leopard's Bane*** Semi-double flowers. Soft heart-shaped leaves. Blooms prolifically even in full shade as well as sun and is one of the earliest blooming perennials.

<b>orientale 'Little Leo'</b> •The brilliant yellow, daisy-like double flowers appear on short stems amid lush dark green, serrated, heart-shaped leaves.	H6-12" W8-12"	Early Spring Zone 4(-30°)	☉ ☌ ☕
--	------------------	------------------------------	-------



**Echinacea Coneflower** Daisy-type flowers. The petal rays droop from the large conical crown. Coneflower prefers moderate to slightly dry conditions. Great for dried flowers.

<b>'Cheyenne Spirit'</b> •Mix from rich purple, pink, red and orange tones to lighter yellows, creams and white on well branched, durable plants.	H20-30" W14-24"	Summer-Fall Zone 4(-30°)	    
<b>'Flame Thrower'</b> •Large two-toned orange and yellow flowers.	H36-40" W24-30"	Summer-Fall Zone 4(-30°)	    
<b>'Moab Sunset'</b> •Large orange, double flowers. Compact, upright habit.	H12-18" W10-14"	Summer-Fall Zone 4(-30°)	  
<b>'Now Cheesier'</b> •Deep golden yellow (cheddar cheese orange) blossoms.	H24-30" W18-24"	Summer-Fall Zone 4(-30°)	    
<b>paradoxa Yellow Coneflower *Native &amp; Waterwise*</b> •Bright yellow flower that will usually rebloom without deadheading.	H24-36" W12-18"	Summer Zone 5(-20°)	  
<b>purpurea 'Double Decker'</b> •Large magenta-pink flowers have another set of petals atop the cone.	H36-40" W24-30"	Summer-Fall Zone 4(-30°)	    
<b>purpurea 'Feeling Pink'</b> •Pink flowers on deep green foliage, compact habit.	H16-20" W12-18"	Summer-Fall Zone 4(-30°)	    
<b>purpurea 'Feeling White'</b> •Produces many white flowers on a multi-branched plant with deep green foliage.	H16-20" W12-18"	Summer-Fall Zone 4(-30°)	    
<b>purpurea 'Green Jewel'</b> •Light green petals surround the large green cone.	H20-24" W18-24"	Summer-Fall Zone 3(-40°)	    
<b>purpurea 'Green Twister'</b> •Lime green blooms with magenta purple centers. Petals curve gently forward.	H24-36" W18-24"	Summer-Fall Zone 3(-40°)	    
<b>purpurea 'Magnus'</b> •Beautiful rose-pink petals with a coppery-brown, spiky central cone.	H30-40" W18-24"	Summer-Fall Zone 3(-40°)	    
<b>purpurea 'Mellow Yellows'</b> •The flower colors range from light yellow to the deepest gold with bright orange centers.	H24-30" W12-24"	Summer-Fall Zone 4(-30°)	    
<b>purpurea 'Pow Wow White'</b> •Each flower features clean white rays which encircle a large yellow to yellowish-brown cone.	H20-30" W12-18"	Summer-Fall Zone 4(-30°)	    
<b>purpurea 'Pow Wow Wildberry'</b> •Fragrant, deep purple-pink to near-magenta flowers with burnt orange cones.	H20-30" W12-18"	Summer-Fall Zone 4(-30°)	    
<b>purpurea 'Prairie Splendor Compact Rose'</b> •Deep rose flowers, tighter more compact habit with larger sturdier stems.	H16-20" W16-18"	Summer-Fall Zone 4(-30°)	    
<b>purpurea 'Prairie Splendor Compact White'</b> •White with a green cone.	H16-20" W16-18"	Summer-Fall Zone 4(-30°)	    
<b>tennesseensis Rocky Top</b> •Compact, vigorous and very floriferous. This plant produces pastel pink, flat-topped flowers with black cones.	H24-28" W14-18"	Summer-Fall Zone 4(-30°)	    
<b>'Tiki Torch'</b> •Bright orange blooms sit atop strong upright stems which retain intense color for weeks.	H30-36" W18-23"	Summer-Fall Zone 4(-30°)	    
<b>'Tomato Soup'</b> •Warm, tomato-red flowers grow to 6" wide. A heavy blooming variety.	H18-24" W12-18"	Summer-Fall Zone 5(-20°)	    





### Echinacea Coneflower Continued

**Artisan Collection** This collection offers consistency of plant structure for uniform and highly branched, full plants.

<b>'Red Ombre'</b> •Flowers open red and soften in color as they mature.	H16-28" W10-25"	Summer-Fall Zone 4(-30°)	○ ☞☞☞
<b>'Soft Orange'</b> •Shades of orange.	H16-28" W10-25"	Summer-Fall Zone 4(-30°)	○ ☞☞☞

**Cone-fection Series (purpurea)** Very unique plants of fancy double pom-pom flowers.

<b>'Hot Papaya'</b> •Red-orange with a double flower and strong sturdy stems.	H28-34" W18-24"	Summer-Fall Zone 4(-30°)	○☞☞ ✂☞☞
--	--------------------	-----------------------------	------------

**Double Scoop Series** Abundant, fully double flowers boast brilliant, non-fading color. Very hardy plants overwinter well and provide long-lasting garden enjoyment. First-rate branching for more flowers and superior show.

<b>'Bubble Gum'</b> •Bright, bubblegum pink center cushion and flared ray petals.	H20-24" W18-20"	Summer-Fall Zone 4(-30°)	○☞☞ ✂☞☞
<b>'Cranberry'</b> •Large, double deep pink flowers with cranberry red center cushions surrounded by flared ray petals.	H20-24" W16-22"	Summer-Fall Zone 4(-30°)	○☞☞ ✂☞☞
<b>'Lemon Cream'</b> •Opens yellow and matures to a rich cream.	H20-24" W16-22"	Summer-Fall Zone 4(-30°)	○☞☞ ✂☞☞
<b>'Mandarin'</b> •Large double fluorescent orange flowers. With age, flowers take on dark rosy pink tones.	H18-22" W18-22"	Summer-Fall Zone 4(-30°)	○☞☞ ☞✂☞

**Kismet Series** This series has been hybridized to produce more blooms in the the first year, better over-wintering survivability and a long bloom time. Terra Nova plants

<b>'Intense Orange'</b> •Intense orange blooms that remain attractive for weeks and great bloom size on an upright, compact habit. Fragrant.	H12-16" W18-24"	Summer-Fall Zone 4(-30°)	○☞☞ ☞✂☞
<b>'Raspberry'</b> •Large raspberry pink flowers on a fabulous upright, compact habit. Each flower lasts for weeks. Fragrant.	H12-16" W18-25"	Summer-Fall Zone 4(-30°)	○☞☞ ☞✂☞
<b>'Red'</b> •Upright, free flowering, with a compact habit. The early blooming, large, red daisies rebloom all summer. Fragrant.	H12-16" W18-26"	Summer-Fall Zone 4(-30°)	○☞☞ ☞✂☞
<b>'White'</b> •Compact, upright habit. It has numerous, large and long lasting white flowers. Fragrant.	H12-16" W18-27"	Summer-Fall Zone 4(-30°)	○☞☞ ☞✂☞
<b>'Yellow'</b> •Sunny, butter-yellow flowers. Naturally short with exceptional crown count. Fragrant.	H12-16" W18-28"	Summer-Fall Zone 4(-30°)	○☞☞ ☞✂☞

**Sombrero Series (purpurea)** Extremely well-branched and naturally compact.

<b>'Adobe Orange'</b> •Large, single flowers with overlapping orange petals, surrounding a large, rust-brown cone.	H20-26" W16-24"	Summer-Fall Zone 4(-30°)	○☞☞ ✂☞☞
<b>'Baja Burgundy'</b> •Vibrant, deep burgundy daisy flowers.	H18-20" W22-24"	Summer-Fall Zone 4(-30°)	○☞☞ ✂☞☞
<b>'Blanco'</b> •Bright white blooms on compact mounds of green foliage.	H18-20" W22-24"	Summer-Fall Zone 4(-30°)	○☞☞ ☞✂☞
<b>'Fiesta Orange'</b> •Brilliant deep orange, downward-arching ray flowers and large, deep orange cones, on sturdy, compact plants.	H18-20" W22-24"	Summer-Fall Zone 4(-30°)	○☞☞ ☞✂☞



<b>'Flamenco Orange'</b> •Dark orange	H20-26" W16-24"	Summer-Fall Zone 4(-30°)	○ ♀ ✂
<b>'Granada Gold'</b> •Golden yellow	H18-20" W22-24"	Summer-Fall Zone 4(-30°)	○ ♀ ✂
<b>'Hot Coral'</b> •Coral-orange	H20-26" W16-24"	Summer-Fall Zone 4(-30°)	○ ♀ ✂
<b>'Lemon Yellow Improved'</b> •Overlapping petals and a more compact habit. Rich yellow flowers with a copper cone are produced on very well-branched, sturdy plants.	H18-20" W22-24"	Summer-Fall Zone 4(-30°)	○ ♀ ✂
<b>'Salsa Red'</b> •Fiery orange-red flowers, with a skirt of wide, overlapping, drooping petals surrounding a chocolate-brown central cone.	H18-20" W22-24"	Summer-Fall Zone 4(-30°)	○ ♀ ✂
<b>'Sangrita'</b> •Bright scarlet.	H18-20" W22-24"	Summer-Fall Zone 4(-30°)	○ ♀ ✂
<b>'Tres Amigos'</b> •Produces very large, single flowers which open peachy coral, age to rose then fade to burgundy.	H18-20" W22-24"	Summer-Fall Zone 4(-30°)	○ ♀ ✂
<b>Echinops <i>Globe Thistle</i></b>			
<b>ritro 'Veitch's Blue'</b> •The distinctive silver-blue foliage is topped with numerous cobalt blue flower spikes.	H24-36" W24-36"	Early-Mid Summer Zone 2(-50°)	○ ♀ ✂
<b>Echium <i>Bugloss</i></b>			
<b>amoenum <i>Red Feathers</i></b> •Russet-red spikes of flowers and dark green basal foliage. Deadhead for rebloom. Thrives in poor soil.	H10-14" W12-18"	Early Summer-Fall Zone 3(-40°)	○ ♀ ✂
<b>Engelmannia <i>Engelmann's Daisy</i></b>			
<b>peristenia <i>Engelmann's Daisy</i> *Native &amp; Waterwise*</b> •Clump forming habit with fuzzy green leaves that resemble an over-sized Gaillardia. The clumps grow 24" flowering stalks of small eight-petaled yellow daisies that open in the late afternoon. Likes well drained soil.	H18-24" W12-18"	Spring-Fall Zone 5(-20°)	○ ♀ ▲
<b>Erigeron <i>Fleabane</i></b>			
<b>compositus 'Cutleaf Daisy'</b> •An Alpine and Arctic species. Low growing plant with small white daisy-like flowers and yellow centers. Native Roots Selection	H6-12" W7-10"	Late Spring-Mid Summer Zone 5(-20°)	○ ♀ ▲
<b>speciosus <i>Azure Fairy</i></b> •Very showy, lavender, aster-like flowers over compact grey-green foliage.	H20-24" W18-24"	Summer-Fall Zone 4(-30°)	○ ♀ ✂
<b>Eriogonum <i>Buckwheat</i></b>			
<b>heracleoides <i>Parsnip Buckwheat</i></b> •Creamy white flowering subshrub covered in soft hairs.	H12-18" W9-12"	Summer Zone 3(-40°)	○ ♀ ♀
<b>umbellatum v. aureum 'Kannah Creek' *Native &amp; Waterwise*</b> •Bright yellow flowers over grey-green evergreen foliage. Compact foliage that turns burgundy from fall to early spring. Plant Select	H12-15" W15-24"	Late Spring-Fall Zone 3(-40°)	○ ♀ ▲
<b>umbellatum v. aureum <i>Sulphur Buckwheat</i> *Native &amp; Waterwise*</b> •Masses of yellow flowers turn orange as they age. Green foliage changes to a vivid purple-red in winter. Vigorous growth habit.	H12-16" W18-24"	Late Spring-Summer Zone 3(-40°)	○ ♀ ▲
<b>Erodium <i>Heron'sbill</i></b>			
<b>variable 'Bishop's Form'</b> •A Geranium look-a-like with small pink flowers. Foliage is a dark green turning burgundy in the fall.	H2-4" W6-12"	Late Spring Zone 6(-10°)	○ ♀ ✂

# PERENNIALS



PERENNIAL  
FAVORITES

**Eryngium Sea Holly** These plants usually have spiny leaves with tight dome shaped umbels of flowers resembling thistles. They can tolerate hot, dry sites and soils high in salts.

<b>'Blue Hobbit'</b> •Dwarf sea holly that rises in a globular mound. Spiny, egg-shaped, purple-blue flower heads atop silver-blue stems.	H6-12" W6-12"	Summer Zone 4(-30°)	○ ♀ ✂️ 🌵
--	------------------	------------------------	-------------

**Erysimum Wallflower** They are among the first to bloom in spring. Evergreen with narrow leaves and dense racemes of fragrant, large, clustered four-petaled flowers.

<b>cheiri 'Charity Mix'</b> •The low mounding plants produce clusters of green lance-shaped leaves that bloom a mix of pink, red, purples, and yellows, in early spring.	H10-12" W8-10"	Spring and Fall Zone 7(10°)	○ ◐ ♀
<b>kotschyanum 'Canaries'</b> •Light green leaves with bright yellow flowers.	H6-12" W10-12"	Early Spring Zone 5(-20°)	○ ♀

**Sugar Rush Series (cheiri)** Sweetly scented blooms, produces dark green foliage and branches better than traditional wallflowers. One central spike is surrounded by 4 to 5 side branches. Tolerates cold, frost and rain. Bushy, compact, upright habit.

<b>'Sugar Rush Mix'</b> •Mix of red, yellow, purple, and orange.	H14-16" W10-12"	Early Spring Zone 6(-10°)	○ ♀
<b>'Orange'</b> •Orange shades.	H14-16" W10-12"	Early Spring Zone 6(-10°)	○ ♀
<b>'Purple Bicolor'</b> •Purple shades.	H14-16" W10-12"	Early Spring Zone 6(-10°)	○ ♀
<b>'Red'</b> •Red shades.	H14-16" W10-12"	Early Spring Zone 6(-10°)	○ ♀

**Euphorbia Spurge** The flowers have no petals or sepals. What appear to be flowers are actually part of the leaf structure called a bract. All parts of this plant are toxic.

<b>polychroma 'Bonfire'</b> •Sulphur yellow with burgundy foliage.	H10-12" W12-18"	Summer Zone 5(-20°)	○ ◐ 🐇
<b>polychroma Cushion Spurge</b> •Light yellow with dark green foliage. Aggressive growth habit which can be invasive without management.	H12-18" W12-18"	Summer Zone 5(-20°)	○ ◐ 🐇

## Fallugia Apache Plume

<b>paradoxa Apache Plume</b> •White solitary flowers. Native shrub, does well in rocky, gravelly soils. Seed clusters with feathery tails give it a plume-type appearance.	H48-60" W40-48"	Summer Zone 3(-40°)	○ 🌵 🐇
---	--------------------	------------------------	-------

## Ferns

<b>Matteuccia struthiopteris 'The King' Ostrich Fern</b> •Long, gracefully arching stipes rising from a large crown and spreading out in a vase shape to hold their enormous, finely cut fronds.	H36-72" W36-60"	Zone 3(-40°)	● 🐇
---	--------------------	--------------	-----

## Fragaria False Strawberry

<b>'Lipstick'</b> •Extremely showy, easy care groundcover that rewards you with bright red flowers and shiny fruit. Great for stabilizing embankments, but also makes an excellent tub plant. Thrives in most soils.	H4-6" W12-36"	Spring Zone 3(-40°)	○ ◐
---	------------------	------------------------	-----



**Gaillardia *Blanket Flower*** From the early summer on, very showy banded flowers “blanket” these lovely plants. Bright and sunny, the ends of the petals on Gaillardia flowers have a torn, ruffled appearance. Blanket Flowers are very well suited for a hot, sunny garden.

**Arizona Series (*aristata*)** Compact, uniform mounds of bright green foliage is covered in large 3 to 3.5” blossoms. Requires little care once established. Heat tolerant and among the longest blooming perennials. Shorter lived perennial usually only living for 2 to 3 seasons.

<b>‘Apricot’</b> •Apricot with yellow tips and a dark orange center.	H8-12” W8-12”	Summer-Fall Zone 3(-40°)	○ ☼ ✂ ☹
<b>‘Red Shades’</b> •Crimson blossoms with a burgundy center.	H8-12” W8-12”	Summer-Fall Zone 3(-40°)	○ ☼ ✂ ☹
<b>‘Sun’</b> •Fiery orange-red blooms tipped by a ring of rich flame yellow.	H8-12” W12-16”	Summer-Fall Zone 3(-40°)	○ ☼ ✂ ☹

**Gaillardia Mesa Series (*grandiflora*)** Very uniform, compact, well-branched plants with a strong, upright habit. They tend to flower about 2-3 weeks earlier than comparative varieties. Requires little care once established. Heat tolerant.

<b>‘Bright Bicolor’</b> •Bright yellow, non-fading blooms with copper-red centers and red halos.	H16-18” W20-22”	Early Summer-Fall Zone 4(-30°)	○ ☼ ✂ ☹
<b>‘Peach’</b> •Bright peach colored blooms with a pale, blush-orange halo.	H16-18” W20-22”	Early Summer-Fall Zone 4(-30°)	○ ☼ ✂ ☹
<b>‘Red’</b> •Bright solid red with a darker center.	H16-20” W20-24”	Early Summer-Fall Zone 4(-30°)	○ ☼ ✂ ☹
<b>‘Yellow’</b> •Bright solid yellow petals surround a golden button eye.	H16-18” W20-22”	Early Summer-Fall Zone 4(-30°)	○ ☼ ✂ ☹

**Spintop Series** Compact, uniform and extremely early flowering series that lasts throughout the summer. Excellent heat tolerance.

<b>‘Copper Sun’</b> •Coppery-red fluted petals with golden-throated flared tips.	H12-14” W12-14”	Spring-Fall Zone 3(-40°)	○ ☼ ✂ ☹
<b>‘Orange Halo’</b> •Dark orange petals with golden tips that form an outer halo.	H12-14” W12-14”	Spring-Fall Zone 3(-40°)	○ ☼ ✂ ☹
<b>‘Red’</b> •Rich medium red petals with prominent gold stamens.	H12-14” W12-14”	Spring-Fall Zone 3(-40°)	○ ☼ ✂ ☹
<b>‘Red Starburst’</b> •Yellow blooms with maroon centers and cones.	H12-14” W12-14”	Spring-Fall Zone 3(-40°)	○ ☼ ✂ ☹
<b>‘Yellow Touch’</b> •Coppery red petals outlined in yellow at the tips.	H12-14” W12-14”	Spring-Fall Zone 3(-40°)	○ ☼ ✂ ☹

**Sunrita Series (*aristata*)** A first year flowering selection. This compact, mounding plant requires little attention. Provides an elegant display of brightly colored blooms. Very uniform and consistent habit.

<b>‘Burgundy’</b> •Solid burgundy-red petals with a darker eye.	H14-20” W12-18”	Summer-Fall Zone 3(-40°)	○ ☼ ✂ ☹
<b>‘Golden Yellow’</b> •Solid bright yellow.	H14-20” W12-18”	Summer-Fall Zone 3(-40°)	○ ☼ ✂ ☹
<b>‘Red with Yellow Tip’</b> •Red with yellow tipped petals.	H14-20” W12-18”	Summer-Fall Zone 3(-40°)	○ ☼ ✂ ☹
<b>‘Yellow with Red Ring’</b> •Yellow with red rings.	H14-20” W12-18”	Summer-Fall Zone 3(-40°)	○ ☼ ✂ ☹

# PERENNIALS



PERENNIAL  
FAVORITES

**Galium Sweet Woodruff** Easily grown in average, well-drained soils in part shade to full shade. Spreads by both creeping roots and self-seeding to form an attractive ground cover in moist, shady areas.

<b>odoratum Sweet Woodruff</b> •Aromatic clusters of tiny, star-shaped white flowers above tiers of leaves. Non-aggressive spreader.	H6-8" W24-36"	Early Summer Zone 4(-30°)	● ●
---	------------------	------------------------------	-----

**Gaura Whirling Butterflies** Clumping perennial with blooms spaced intermittently up the spike, giving an open effect. In the breeze the flowers move constantly, looking like a cloud of small butterflies. Short lived perennial only last 2 to 3 seasons.

<b>lindheimeri 'Little Janie'</b> •Dainty flowers in shades of pink and white.	H16-18" W14-16"	Spring-Fall Zone 5(-20°)	○ ☞ ☞ ☞
<b>lindheimeri 'Rosyjane'</b> •White with pink edges and dark green foliage.	H18-24" W12-24"	Spring-Fall Zone 5(-20°)	○ ☞ ☞ ☞
<b>lindheimeri 'Siskiyou Pink'</b> •Rich pink with green foliage.	H18-30" W18-24"	Spring-Fall Zone 5(-20°)	○ ☞ ☞ ☞
<b>lindheimeri 'Whiskers Deep Rose'</b> •Blossoms for many weeks, with loose sprays of large, deep rose-pink flowers with contrasting white stamens that appear like whiskers.	H14-16" W12-14"	Late Spring to Early Fall Zone 5(-20°)	○ ☞

**Ballerina Series (lindheimeri)** Dark foliage with well a branched compact habit. Blooms continuously producing striking, colorful flowers.

<b>'Blush'</b> •Light pink flowers.	H12-18" W12-24"	Spring-Fall Zone 5(-20°)	○ ☞ ☞ ☞
<b>'Rose'</b> •Rose flowers.	H12-18" W12-24"	Spring-Fall Zone 5(-20°)	○ ☞ ☞ ☞
<b>'White Compact'</b> •White flowers.	H12-18" W12-24"	Spring-Fall Zone 5(-20°)	○ ☞ ☞ ☞

**Belleza Series (lindheimeri)** Has an upright, airy habit, fine green foliage and tall stems lined with delicate, open, flowers.

<b>'Compact Light Pink'</b> •Light pink flowers.	H10-16" W16-20"	Spring-Fall Zone 6(-10°)	○ ☞ ☞ ☞
<b>'Dark Pink'</b> •Dark pink flowers.	H12-18" W20-24"	Spring-Fall Zone 6(-10°)	○ ☞ ☞ ☞
<b>'White'</b> •White flowers.	H12-18" W20-24"	Spring-Fall Zone 6(-10°)	○ ☞ ☞ ☞

**Passionate Series (lindheimeri)** These cultivars are the result of recent breeding for improved habit and better variegation. They have a compact growth habit.

<b>'Rainbow'</b> •Narrow, tri-color, variegated green leaves are bordered in creamy white. Early spring foliage is burgundy that matures to its true variegation. Soft pink, flowers with magenta centers.	H18-24" W12-18"	Spring-Fall Zone 5(-20°)	○ ☞ ☞ ☞
---	--------------------	-----------------------------	------------

**Gazania Hardy Gazania** Native to the mountains of South Africa. It forms a low tuft or mound of leathery, dark-green leaves, bearing daisy type blooms all season long. Remove faded flowers regularly to encourage more buds to form.

<b>krebsiana 'Tanager'</b> •Bright orange daisy-like flowers stand just above the glossy green leaves throughout the growing season.	H2-6" W8-12"	Spring-Fall Zone 5(-20°)	○ ☞ ☞
<b>linearis 'Colorado Gold'</b> •Bright golden yellow daisy-like flowers stand just above the glossy green leaves throughout the growing season.	H2-6" W8-12"	Spring-Fall Zone 5(-20°)	○ ☞ ☞





**Geranium *Cranesbill*** Long blooming seasons and neat growth habit. The common name “Cranesbill” comes from the shape of the pointed seedpod. These easy to care perennials are best planted as a border and in containers.

<b>‘Brookside’</b> •Mounding, upright habit. Foliage is deeply cut and lobed, turns orange and red in the fall. Violet with dark veining and a tiny white eye.	H18-24” W12-36”	Early Summer Zone 4(-30°)	○ ● ☼
<b>cantabrigiense ‘Biokovo’</b> •White with a light pink center and aromatic foliage that turns red in the fall.	H8-18” W24-36”	Summer Zone 4(-30°)	○ ● ☼
<b>cantabrigiense ‘Karmina’</b> •Deep pink flowers on aromatic foliage that turns red tinge in the fall.	H8-18” W24-36”	Summer Zone 4(-30°)	○ ● ☼
<b>himalayense ‘Johnson’s Blue’</b> •Old fashioned variety that is blue with a white eye.	H24-36” W18-30”	Summer Zone 4(-30°)	○ ● ☼
<b>‘Patricia’</b> •Shocking magenta-pink flowers with black star-shaped centers bloom in profusion above the deeply cut, dark green foliage.	H24-36” W24-30”	Late Spring-Summer Zone 4(-30°)	○ ● ☼
<b>‘Perfect Storm’</b> •Forms a low, bushy mound of velvety grey-green leaves, bearing a long display of small cup-shaped magenta-pink flowers with a contrasting black eye.	H10-12” W16-20”	Summer Zone 5(-20°)	○ ● ☼ ✈
<b>pratense ‘Boom Chocalatta’</b> •Rich, dark bronze, finely cut leaves with blue-purple flowers.	H24-30” 26-30”	Summer Zone 4(-30°)	○ ● ☼ ✈
<b>pyrenaicum ‘Bill Wallis’</b> •Small, rounded, lobed leaves and open sprays of vivid purple flowers.	H12-18” W14-20”	Summer Zone 4(-30°)	○ ● ☼
<b>‘Rozanne’</b> •Large violet-blue with purple veined flowers on deeply cut, slightly marbled and deep green foliage that turns orange-red in the fall.	H18-24” W24-30”	Summer Zone 4(-30°)	○ ● ☼
<b>sanguineum ‘Album’</b> •Fragrant. White flowering with small, deeply lobed, dark green leaves.	H12-18” W24-30”	Early Summer Zone 4(-30°)	○ ● ☼
<b>sanguineum <i>Bloody Cranesbill</i></b> •Dark red blooms over dark green foliage that turns a blood red in fall.	H12-18” W18-24”	Summer Zone 4(-30°)	○ ● ☼
<b>sanguineum ‘Max Frei’</b> •Magenta-pink blooms grow on a compact dependable groundcover.	H6-8” W12-24”	Summer Zone 4(-30°)	○ ● ☼
<b>sanguineum ‘New Hampshire Purple’</b> •Bright magenta-purple, more compact habit.	H8-18” W12-18”	Summer Zone 4(-30°)	○ ● ☼
<b>sanguineum ‘Vision Light Pink’</b> •Light pink with dark veining.	H6-12” W12-14”	Summer Zone 4(-30°)	○ ● ☼
<b>sanguineum ‘Vision Violet’</b> •Luminescent violet flowers over medium green foliage.	H8-12” W8-18”	Summer Zone 4(-30°)	○ ● ☼
<b>‘Tiny Monster’ *New*</b> •Bright rose-pink flowers above mounds of finely cut, deep green foliage with a low, mounding habit.	H6-12” W18-24”	Summer Zone 4(-30°)	○ ● ☼
<b>viscosissimum <i>Sticky Cranesbill</i></b> •Excellent for understory plantings. Sticky, hairy lobed foliage turns a bright red in the fall. Small, delicate, pale lavender flowers stand tall above the foliage.	H24-30” W18-24”	Early Summer Zone 3(-40°)	○ ● ☼ ✈

# PERENNIALS



PERENNIAL  
FAVORITES

**Geum Avenas** Long-lived plants with fuzzy strawberry-like foliage. Plant in fall or spring with cooler temperatures to help them get a healthy start. Remove spent flowers to encourage additional bloom, but consider leaving some of the later flowers to show off their fluffy seed heads.

<b>coccineum 'Koi'</b> •Orange flowers appear on a dwarf, compact mound of glossy green foliage.	H4-8" W6-12"	Early Summer Zone 5(-20°)	○ ● ✂ ✂
<b>'Fire Storm'</b> •Vigorous, compact and long blooming. Semi-double orange blooms.	H12-18" W18-20"	Spring-Summer Zone 5(-20°)	○ ● ✂ ✂
<b>flore-plena 'Blazing Sunset'</b> •Fully double, large scarlet-red flowers.	H12-24" W12-18"	Early Summer Zone 5(-20°)	○ ● ✂ ✂
<b>'Petticoats Peach'</b> •Rebloomer. Peach and yellow flowers are semi double and ruffled. Has a compact, clumping habit.	H8-10" W10-16"	Spring-Summer Zone 5(-20°)	○ ● ✂ ✂
<b>'Rustico Orange'</b> •Compact mounding habit becomes smothered in numerous red-orange double flowers in spring.	H9-12" W12-14"	Spring-Summer Zone 5(-20°)	○ ● ✂ ✂
<b>'Totally Tangerine'</b> •Tangerine blooms over a compact mound of deep green fuzzy leaves.	H20-30" W12-18"	Spring-Summer Zone 5(-20°)	○ ● ✂ ✂
<b>triflorum <i>Prairie Smoke</i> *Native &amp; Waterwise*</b> •Fuzzy evergreen foliage produces small bright pink flowers. Large feathery seed heads appear after blooming and last the entire season.	H4-6" W6-12"	Early Spring Zone 3(-40°)	○ ● ☞ ☞ ☞

**Tempo Series** Blooms early spring with tight mounding habit with numerous double to single blooms on short stems.

<b>'Orange'</b> •Cream to peach to orange blooms.	H9-15" W10-16"	Early Spring Zone 5(-20°)	○ ● ✂ ☞
<b>'Rose'</b> •Double rose pink blooms.	H9-15" W10-16"	Early Spring Zone 5(-20°)	○ ● ✂ ☞
<b>'Yellow'</b> •Semi-double yellow flowers.	H9-15" W10-16"	Early Spring Zone 5(-20°)	○ ● ✂ ☞

## Gypsophila *Creeping Baby's Breath*

<b>repens 'Filou White'</b> •Forms a low mat of blue-green leaves with masses of small starry, white, fragrant single flowers. Drought tolerant once established.	H4-6" W6-10"	Summer - Fall Zone 3(-40°)	○ ✂ ☞ ☞
--	-----------------	-------------------------------	------------

## Hedysarum *Sweetvetch*

<b>boreale <i>Utah Sweetvetch</i> *Native &amp; Waterwise*</b> •Showy, deep pink pea flowers bloom in clusters above lush green leaves. Requires a sandy or well drained soil.	H12-24" W24-36"	Spring-Summer Zone 3(-40°)	○ ✂ ☞ ☞
---	--------------------	-------------------------------	------------

**Helenium *Sneezeweed*** All Heleniums need a place that is not too shady and they also prefer a good soil that holds moisture. Intolerant of dry soils. Wide, daisy-like long petals fanned around a brown center.

<b>hoopesii <i>Orange Mountain Daisy</i> *Native &amp; Waterwise*</b> •North American wildflower; known as Western Sneezeweed. Does not actually cause allergies. Forms a low mound of green leathery leaves, bearing upright branching heads of golden yellow daisies with an orange center.	H24-36" W18-24"	Summer Zone 4(-30°)	○ ✂ ✂ ☞ ☞
<b>'Short 'n' Sassy'</b> •This compact variety features bright orange and gold petals surrounding a chocolate-brown cone.	H12-18" W21-23"	Summer Zone 4(-30°)	○ ✂ ✂ ☞ ☞



**HayDay Series** Series that produce brightly colored blooms. These have nicely controlled and upright habits. Dense branching results in loads of flowers to attract pollinators.

<b>'Golden Bicolor' *New*</b> •Yellow petals with red highlights.	H14-18" W14-18"	Summer-Fall Zone 5(-20°)	○ ♀ ♀
<b>'Orange' *New*</b> •Dark orange.	H14-18" W14-18"	Summer-Fall Zone 5(-20°)	○ ♀ ♀
<b>'Red' *New*</b> •Dark red.	H14-18" W14-18"	Summer-Fall Zone 5(-20°)	○ ♀ ♀
<b>'Red Bicolor' *New*</b> •Red with yellow tips.	H14-18" W14-18"	Summer-Fall Zone 5(-20°)	○ ♀ ♀
<b>'Yellow' *New*</b> •Solid yellow with a yellow cone.	H14-18" W14-18"	Summer-Fall Zone 5(-20°)	○ ♀ ♀

**Helenium Mariachi Series** Dwarf series, developed to be consistently shorter and stronger stemmed making them perfect for cut flowers. They all have nice solid green, slender foliage.

<b>'Bandera'</b> •Ruffled deep red with a bright golden halo.	H12-14" W14-18"	Late Summer Zone 3(-40°)	○ ♀ ✂ ♀
<b>'Fuego'</b> •Yellow-based, orange-red petals.	H12-14" W14-18"	Late Summer Zone 3(-40°)	○ ♀ ✂ ♀
<b>'Salsa' *New*</b> •Red petals with a yellow eye zone around the cone.	H12-14" W14-18"	Late Summer Zone 3(-40°)	○ ♀ ✂ ♀
<b>'Sombrero'</b> •Bright yellow flowers that are a great contrast to the dark green foliage.	H12-14" W14-18"	Late Summer Zone 3(-40°)	○ ♀ ✂ ♀

**Salud Series** Very compact, well-branched habit that will hold up to hot temperatures without burning.

<b>'Embers'</b> •Rusty red brushed with yellow to the tips, surrounding a rusty red cone.	H14-16" W12-14"	Summer-Fall Zone 4(-30°)	○ ♀ ✂ ⊗ ♀
<b>'Golden'</b> •Dark yellow with a dark cone.	H14-16" W12-14"	Summer-Fall Zone 4(-30°)	○ ♀ ✂ ⊗ ♀
<b>'Yellow'</b> •Bright yellow with yellow cones.	H14-16" W12-14"	Summer-Fall Zone 4(-30°)	○ ♀ ✂ ⊗ ♀

**Helianthemum Sun Rose** These plants are versatile shrubby perennials, excellent for growing in the rock garden or at the front of a hot, sunny border. Evergreen and compact growth habit. Flowers resemble wild roses.

<b>nummularium 'Ben Fhada'</b> •Bright green leaves and single, bright yellow flowers with orange centers.	H6-12" W12-18"	Early Summer Zone 5(-20°)	○ ◐ ♀ ♀
<b>nummularium 'Ben Hope'</b> •Grey-green foliage and dark pink flowers with yellow centers.	H6-12" W12-18"	Early Summer Zone 5(-20°)	○ ◐ ♀ ♀
<b>nummularium 'Ben Ledi'</b> •Single vibrant rose flowers with a deeper rose-red eye.	H6-12" W12-18"	Early Summer Zone 5(-20°)	○ ◐ ♀
<b>nummularium 'Bronze Carpet'</b> •Vibrant orange with yellow centers.	H6-12" W18-24"	Early Summer Zone 5(-20°)	○ ♀
<b>nummularium 'Cerise Queen'</b> •Bright cherry red, double flowers.	H9-12" W18-24"	Summer Zone 5(-20°)	○ ♀
<b>nummularium 'Fire Dragon'</b> •Red-orange flowers with yellow eye atop grey foliage.	H4-8" W12-18"	Early Summer Zone 5(-20°)	○ ◐ ♀ ♀
<b>nummularium 'Henfield Brilliant'</b> •Single red-orange flowers, over a mound of silvery-grey foliage.	H8-12" W18-24"	Early Summer Zone 5(-20°)	○ ◐ ♀
<b>nummularium 'The Bride'</b> •Single pure white flowers, over a mound of silver-grey foliage.	H4-6" W18-23"	Early Summer Zone 4(-30°)	○ ◐ ♀



**Heliopsis *False Sunflower*** Upright, clumping form with showy long blooming daisy-like flowers. Tolerates drought, but does best if regularly watered. Tolerates a wide range of soils, including poor, infertile ones. Remove spent flowers to extend bloom season.

<b>helianthoides 'Double Sunstruck'</b> •Bushy clump of white leaves with dark green veining and large, double golden daisy flowers.	H14-16" W12-14"	Summer-Fall Zone 3(-40°)	○ ☦ ✂ 🌵
<b>helianthoides 'Summer Sun'</b> •Large bright yellow, semi double blooms.	H36-48" W18-24"	Summer-Fall Zone 3(-40°)	○ ☦ ✂ 🌵
<b>helianthoides 'Sunstruck'</b> •Bushy mound of silver and green variegated leaves with large, sunny yellow daisy flowers.	H14-16" W12-14"	Summer-Fall Zone 3(-40°)	○ ☦ ✂ 🌵

**Hemerocallis *Daylily*** One of the most popular perennials in existence. No garden should be without them. Available in a wide array of colors. Tolerates pollution, slopes, poor and dry soils and near pavement that is salted in winter. All have a green grass-like foliage that is easy to maintain and care for usually require no attention. Dead head blooms to promote rebloom.

### Cream to White Flowers

<b>'Blackthorne'</b> •Creamy yellow blossoms with a purple eye and matching edge half way up the ruffled petals with a chartreuse throat.	H24-26" W18-24"	Summer <u>Rebloomer</u> Zone 3(-40°)	○ ☦ ✂ 🌵
<b>'Early Snow'</b> •Large white petals with a green throat.	H24-30" W18-24"	Summer <u>Rebloomer</u> Zone 3(-40°)	○ ☦ ✂ 🌵
<b>'Gentle Shepherd'</b> •Lightly ruffled off-white flowers with a green throat.	H23-25" W23-25"	Summer <u>Rebloomer</u> Zone 3(-40°)	○ ☦ ✂ 🌵
<b>'Inwood'</b> •Light creamy-yellow with an apple green throat with a purple eye.	H30-36" W12-24"	Summer <u>Rebloomer</u> Zone 3(-40°)	○ ☦ ✂ 🌵
<b>'Joan Senior'</b> •Creamy white with a light yellow throat.	H18-24" W18-24"	Summer <u>Rebloomer</u> Zone 3(-40°)	○ ☦ ✂ 🌵
<b>'Marque Moon' *New*</b> •White with fancy ruffled yellow picotee edges and pale yellow throat.	H24-30" W18-24"	Summer Zone 3(-40°)	○ ☦ ✂ 🌵
<b>'Sunday Gloves'</b> •Ruffled and near white with a soft yellow center.	H24-28" W18-24"	Summer <u>Rebloomer</u> Zone 3(-40°)	○ ☦ ✂ 🌵

### Orange to Bronze Flowers

<b>'Adorable Tiger'</b> •Golden orange with a red eye that covers at least half the petals with matching red ruffled edge.	H24-30" W18-24"	Summer Zone 3(-40°)	○ ☦ ✂ 🌵
<b>'Bright Sunset'</b> •Burnt coppery orange petals and a yellow-green throat.	H30-36" W18-24"	Summer Zone 3(-40°)	○ ☦ ✂ 🌵
<b>'Double Dream'</b> •Double apricot peach. Blooms early summer and reblooms in early fall.	H12-24" W18-24"	Summer <u>Rebloomer</u> Zone 3(-40°)	○ ☦ ✂ 🌵
<b>'Elegant Explosion'</b> •4" heavily ruffled and recurved blooms of dynamic, sparkling orange-gold color.	H18-20" W18-24"	Summer <u>Rebloomer</u> Zone 3(-40°)	○ ☦ ✂ 🌵
<b>'New Tangerine Twist' *New*</b> •Light tangerine orange flowers with a slight rose tone and a golden orange throat.	H24-30" W18-24"	Summer Zone 3(-40°)	○ ☦ ✂ 🌵
<b>'South Seas'</b> •Salmon with a yellow-green throat.	H30-36" W18-24"	Summer <u>Rebloomer</u> Zone 3(-40°)	○ ☦ ✂ 🌵



## Pink to Peach Flowers

<b>'Apricot Sparkles'</b> •Solid apricot.	H12-18" W18-24"	Summer Zone 3(-40°)	○ ♀ ✂ ♀
<b>'Elegant Candy'</b> •Heavily ruffled pink blooms have a triangular red eye and a green throat.	H18-25" W18-24"	Summer <u>Rebloomer</u> Zone 3(-40°)	○ ♀ ✂ ♀
<b>'Just Plum Happy'</b> •Flowers are dark purplish pink with purple eye and matching picotee.	H18-24" W18-24"	Summer <u>Rebloomer</u> Zone 3(-40°)	○ ♀ ✂ ♀
<b>'Passionate Returns'</b> •Rose-red with a yellow throat.	H16-18" W12-14"	Summer <u>Rebloomer</u> Zone 3(-40°)	○ ♀ ✂ ♀
<b>'Rosy Returns'</b> •Rose-pink with a dark pink eye and a yellow throat.	H12-18" W18-24"	Summer <u>Rebloomer</u> Zone 3(-40°)	○ ♀ ✂ ♀
<b>'Scottish Fantasy'</b> •Coral with a lime-green throat.	H24-30" W18-24"	Summer <u>Rebloomer</u> Zone 3(-40°)	○ ♀ ✂ ♀
<b>'Stephanie Returns'</b> •Light pink ruffled petals with a rose eye and yellow throat.	H16-18" W18-24"	Summer <u>Rebloomer</u> Zone 3(-40°)	○ ♀ ✂ ♀
<b>'When My Sweetheart Returns'</b> •Soft cream with large, rose pink eye, lemon throat, and ruffled petals.	H14-16" W18-24"	Summer <u>Rebloomer</u> Zone 3(-40°)	○ ♀ ✂ ♀

## Purple to Lavender Flowers

<b>'Always Afternoon'</b> •Pink with a purple center and green throat.	H18-24" W18-24"	Summer <u>Rebloomer</u> Zone 3(-40°)	○ ♀ ✂ ♀
<b>'Bela Lugosi'</b> •The darkest, purple-black flowers with a lime green throat.	H30-36" W18-24"	Summer Zone 3(-40°)	○ ♀ ✂ ♀
<b>'Daring Deception'</b> •Lavender with a purple center and edging; yellow-green throat.	H18-24" W18-24"	Summer <u>Rebloomer</u> Zone 3(-40°)	○ ♀ ✂ ♀
<b>'Little Grapette'</b> •Light purple petals with a dark purple edge and fluorescent green throat.	H12-18" W18-24"	Summer Zone 3(-40°)	○ ♀ ✂ ♀
<b>'Purple d'Oro'</b> •Purple petals with a green throat.	H12-18" W18-24"	Summer <u>Rebloomer</u> Zone 3(-40°)	○ ♀ ✂ ♀

## Red to Burgundy Flowers

<b>'Born to Run' *New*</b> •Rich, rosy red flowers have a creamy yellow, incredibly ruffled edge and lime-green throat.	H25-28" W18-24"	Summer Zone 3(-40°)	○ ♀ ✂ ♀
<b>'Chicago Apache'</b> •Intense scarlet-red flowers with recurved petals, a small yellow watermark and green throat.	H30-36" W18-24"	Summer Zone 3(-40°)	○ ♀ ✂ ♀
<b>'Funny Valentine'</b> •Large, dark red blossoms.	H24-30" W18-24"	Summer Zone 3(-40°)	○ ♀ ✂ ♀
<b>'Midnight Raider'</b> •Dark shades of red with a yellow throat.	H24-30" W18-24"	Summer Zone 3(-40°)	○ ♀ ✂ ♀
<b>'Pardon Me'</b> •Cranberry-red with a green throat.	H18-24" W18-24"	Summer <u>Rebloomer</u> Zone 3(-40°)	○ ♀ ✂ ♀
<b>'Passion for Red'</b> •Very large, red with a yellow throat.	H24-27" W18-24"	Summer <u>Rebloomer</u> Zone 3(-40°)	○ ♀ ✂ ♀





### Hemerocallis *Daylily* Continued

<b>'Raspberry Suede'</b> •5" flowers are a unique shade of velvety red with a lime-green throat.	H24-28" W18-24"	Summer Zone 3(-40°)	○ ♀ ✂️ 🌵
<b>'Red Hot Returns'</b> •Cherry-red with a yellow throat.	H24-28" W18-24"	Summer <u>Rebloomer</u> Zone 3(-40°)	○ ♀ ✂️ 🌵
<b>'South Seas'</b> •Salmon with a yellow-green throat.	H30-36" W18-24"	Summer <u>Rebloomer</u> Zone 3(-40°)	○ ♀ ✂️ 🌵

### Yellow to Gold Flowers

<b>'Buttered Popcorn'</b> •Butter yellow.	H30-36" W18-24"	Summer <u>Rebloomer</u> Zone 3(-40°)	○ ♀ ✂️ 🌵
<b>'Double Talk'</b> •Double golden yellow flowers.	H20-36" W18-24"	Summer <u>Rebloomer</u> Zone 3(-40°)	○ ♀ ✂️ 🌵
<b>'Erin Lea'</b> •Yellow with a green throat.	H24-30" W18-24"	Summer <u>Rebloomer</u> Zone 3(-40°)	○ ♀ ✂️ 🌵
<b>'Happy Returns'</b> •Canary yellow.	H12-18" W18-24"	Summer <u>Rebloomer</u> Zone 3(-40°)	○ ♀ ✂️ 🌵
<b>'Hyperion'</b> •Yellow with a tiny green throat.	H30-36" W30-36"	Summer <u>Rebloomer</u> Zone 3(-40°)	○ ♀ ✂️ 🌵
<b>'Star of the North' *New*</b> •Triangular, pale yellow petals have a large wine purple eye and a razor thin wine purple edge.	H30-34" W18-24"	Summer <u>Rebloomer</u> Zone 3(-40°)	○ ♀ ✂️ 🌵
<b>'Stella de Oro'</b> •Golden yellow.	H12-18" W18-24"	Summer <u>Rebloomer</u> Zone 3(-40°)	○ ♀ ✂️ 🌵
<b>'Stella Supreme'</b> •Clear yellow.	H12-14" W18-24"	Summer <u>Rebloomer</u> Zone 3(-40°)	○ ♀ ✂️ 🌵

### Hesperaloe

<b>parviflora Red Yucca *Native &amp; Waterwise*</b> •A grass-like bushy mound of narrow, spine tipped leaves are topped by tall flower stalks of light salmon to coral-red with grey-green foliage.	H24-48" W24-48"	Summer Zone 5(-20°)	○ ◐ 🌵 🌳
---	--------------------	------------------------	------------

**Heuchera Coral Bells** Grown more for their foliage then for their flowers. You can find a wide selection of colors from green to burgundy. Semi-evergreen compact habits with lobed leaves. Airy bell-shaped flowers on wiry stems.

<b>americana 'Marvelous Marble'</b> •Purple to green marbling foliage with white flowers.	H8-12" W18-24"	Late Spring Zone 4(-30°)	● ◐
<b>'Apple Crisp'</b> •Crisped green leaves with a white veil and white flowers.	H6-8" W9-11"	Late Spring Zone 4(-30°)	● ◐
<b>'Black Forest Cake' *New*</b> •Smooth, dark chocolatey foliage topped with bright cherry-red flowers.	H6-12" W8-12"	Late Spring Zone 4(-30°)	● ◐
<b>'Delta Dawn'</b> •Gold to lime with red veining, changing depending on the season, cooler tempers bring out more lime greens. Cream flowers.	H8-12" W24-30"	Late Spring Zone 4(-30°)	● ◐
<b>'Fire Chief'</b> •Wine red foliage, with bi-colored pink and white flowers.	H6-9" W12-15"	Late Spring Zone 4(-30°)	● ◐
<b>'Green Spice'</b> •Broad silvery green leaves with silvery overlay, darker green edges and beet red viens. Leaves take on an orange cast in the fall.	H8-12" W12-16"	Late Spring Zone 4(-30°)	● ◐
<b>'Lime Marmalade'</b> •Heavily ruffled, small chartreuse leaves with white flowers.	H10-16" W18-24"	Late Spring Zone 4(-30°)	● ◐



<b>'Lime Rickey'</b> •Gently ruffled, lime green leaves with pure white flowers.	H10-18" W12-18"	Late Spring Zone 4(-30°)	● ●
<b>micrantha 'Palace Purple'</b> •Shades of purple and green with white flowers.	H12-18" W18-24"	Late Spring Zone 4(-30°)	● ●
<b>'Midnight Rose'</b> •Dark purple almost black, with pink flecks. White flowers.	H8-12" W10-16"	Late Spring Zone 4(-30°)	● ●
<b>'Obsidian'</b> •Black-purple foliage with white flowers.	H18-24" W10-16"	Late Spring Zone 4(-30°)	● ●
<b>'Paprika'</b> •Large, warm, glowing cherry-coral foliage.	H8-12" W10-16"	Late Spring Zone 4(-30°)	● ●
<b>'Peach Flambe'</b> •Bright peach-colored leaves turning to plum in winter with white flowers.	H7-16" W10-14"	Late Spring Zone 4(-30°)	● ●
<b>'Peppermint Spice'</b> •Green with silver overlay and darker green edges with red veining. Turns brilliant shades of red and orange in the fall. Rose flowers.	H8-12" W8-12"	Late Spring Zone 4(-30°)	● ●
<b>pulchella 'Sandia' Mountain Alumroot *Native &amp; Waterwise*</b> •Foliage is a dark green that turns red in the fall. Pale pink flowers are fringed with burgundy. Native Roots Selection	H12-18" W8-12"	Late Spring-Summer Zone 4(-30°)	● ● ✂ ✂
<b>sanguinea 'Bressingham Hybrids'</b> •Green foliage with a beautiful range of pastel colors of flowers in shades of red to pink to white.	H12-18" W12-18"	Late Spring Zone 4(-30°)	● ● ✂ ✂
<b>sanguinea 'Ruby Bells'</b> •Green foliage with ruby-red flowers.	H12-18" W12-18"	Late Spring Zone 4(-30°)	● ● ✂ ✂
<b>sanguinea 'Splendens Firefly'</b> •Green foliage with coral flowers.	H12-18" W12-18"	Late Spring Zone 4(-30°)	● ● ✂ ✂
<b>villosa 'Caramel'</b> •Shades of apricot with pink flowers.	H12-18" W14-18"	Late Spring Zone 4(-30°)	● ●
<b>Canyon Series</b> These plants were especially bred for compact habit and profuse blooms in all its cultivars. Although quietly attractive in their own right, the diminutive mounds of glossy, green foliage take second stage to the abundance of tiny, tubular, brightly-colored flowers.			
<b>'Duet'</b> •Dark green foliage with pink and white flowers.	H6-12" W6-12"	Late Spring Zone 4(-30°)	● ● ✂ ✂
<b>Indian Summer Series</b> Dwarf series with ruffled foliage and a mounding habit.			
<b>'Gooseberry Lime'</b> •Ruffly lime-green with cream flowers.	H12-16" W12-18"	Late Spring Zone 4(-30°)	● ● ●
<b>Northern Exposure Series</b> This Terra Nova Series features plants with medium-large mounding habits. The collection features an exceptional range of rich-colored foliage with attractive, short flower stalks and great hardiness. Rust resistant.			
<b>'Amber'</b> •Clear amber, rounded leaves.	H14-16" W20-21"	Late Spring Zone 4(-30°)	● ● ●
<b>'Black'</b> •Black round leaves.	H12-14" W14-16"	Late Spring Zone 4(-30°)	● ● ●
<b>'Lime'</b> •Clear chartreuse green, rounded leaves.	H12-14" W14-16"	Late Spring Zone 4(-30°)	● ● ●
<b>'Purple'</b> •Dark purple rounded leaves with a silver overlay.	H12-14" W14-16"	Late Spring Zone 4(-30°)	● ● ●
<b>'Red'</b> •Clear dark red to burgundy rounded leaves.	H12-14" W14-16"	Late Spring Zone 4(-30°)	● ● ●
<b>'Sienna'</b> •Crisp, fresh green leaves in the spring and fall blending to a beautiful sienna orange in the summer.	H13-22" W18-21"	Late Spring Zone 4(-30°)	● ● ● ✂
<b>'Silver'</b> •Large, dense, rounded mound and features burgundy-silver to silver leaves. Pink flower sprays.	H12-14" W14-16"	Late Spring Zone 4(-30°)	● ● ●



**Heucherella *Foamy Bells*** Heucherella is a hybridization of Heuchera and Tiarella. These plants are also a great selection for added variety in the shade garden. These plants are sterile.

<b>'Gold Zebra'</b> •This plant's shocking golden yellow leaves display a heavy smattering of bright red pigment that nearly covers the entire leaf surface. The two-tone effect is fabulous. Produces white flowers.	H8-10" W12-15"	Late Spring Zone 4(-30°)	○ ●
<b>'Onyx'</b> •True black, glossy, deeply cut leaves on a dense medium size mound. It is compact and tidy with a vigorous growth habit. White flowers rise above the foliage.	H8-10" W12-16"	Late Spring Zone 4(-30°)	○ ●
<b>'Solar Eclipse'</b> •Leaves of red-brown bordered in lime with broadly scalloped leaves. Forms a vigorous mound of dense crown. Produces white flowers.	H10-16" W12-16"	Late Spring Zone 4(-30°)	○ ●
<b>'Solar Power' *New*</b> •Lobed yellow gold to lime-green leaves are splattered with deep red.	H12-20" W12-16"	Late Spring Zone 4(-30°)	○ ● ●
<b>'Sweet Tea'</b> •Without a doubt the most brilliantly colored, exciting Heucherella ever grown that has scalloped 4" leaves with cinnamon-russet centers with orange and rose infused edges. Produces white flowers.	H20-27" W25-28"	Late Spring Zone 4(-30°)	○ ●

**Hibiscus *Hardy Hibiscus*** Substantial shrub-like plants with flowers like a tropical Hibiscus. Flowers are round and saucer-shaped with a prominent central stamen.

<b>'Airbrush Effect'</b> •8" vibrant pink flowers with salmon tones, has an airbrushed central white halo and a small dark red eye. Overlapping petals create a three dimensional look to the flowers. Dark green compact habit.	H40-48" W48-54"	Summer-Early Fall Zone 4(-30°)	○ ☼
<b>'Dark Mystery'</b> •Dark wine-purple, heart-shaped foliage contrasts with the large white flowers. Each flower has a cherry-red eye and dark pink veining.	H60-66" W60-66"	Mid-Late Summer Zone 4(-30°)	○ 🦋
<b>'Heartthrob'</b> •Near black buds open to deep red blossoms with a blackish red center and veining. 8-10" wide blossoms have round overlapping petals. Compact and well branched.	H46-48" W70-74"	Summer Zone 4(-30°)	○ ☼
<b>'Mars Madness'</b> •Dark olive-green leaves that have copper highlights, with the newest leaves emerging coppery purple. Huge 6-8" flowers open flat and are magenta-red. Each flower has a small, darker red halo with overlapping petals and deeply impressed veins.	H48-54" W72-78"	Late Summer-Fall Zone 4(-30°)	○ ☼
<b>'Midnight Marvel'</b> •The darkest Hibiscus yet, with foliage that is a dark violet-purple. The leaves turn a fiery orange in fall. Huge, deep wine-purple blossoms open in mid summer until frost.	H46-48" W50-54"	Summer Zone 4(-30°)	○ ☼
<b>'Mocha Moon'</b> •Produces 7-8" pure white flowers with a scarlet-red eye on maple cut leaves of deep bronze-green.	H36-48" W66-72"	Late Summer-Fall Zone 4(-30°)	○ ☼
<b>'Plum Crazy'</b> •Rose purple flowers with darker purple veining and a very dark purple eye opens to 7-8" in diameter. Purplish-green foliage.	H36-48" W24-36"	Summer Zone 4(-30°)	○ ☼
<b>'Starry Starry Night'</b> •Dark, near-black maple leaves are covered with huge 8" flowers in pale pink petals and dark pink veining.	H40-48" W40-48"	Late Summer-Fall Zone 4(-30°)	○ ☼
<b>'Summer In Paradise'</b> •Deep red buds open to 7-8" hot cerise-red flowers. Medium green maple-like leaves are accented by olive-green edges.	H36-42" W36-65"	Late Summer-Fall Zone 4(-30°)	○ ☼
<b>'Summer Carnival'</b> •Large 7" dark magenta pink flowers cover the upright, rounded habit. Each leaf has a narrow cream margin and the edges have a hint of blush.	H48-54" W60-66"	Late Summer Zone 4(-30°)	○ ● 🦋 ☼
<b>'Vintage Wine'</b> •Near black buds open to huge 7" scarlet-red flowers and has a darker red eye. The overlapping petals have a crinkled texture and open completely with minimal cupping.	H48-50" W60-64"	Summer Zone 4(-30°)	○ ☼



**Honeymoon Series** Honeymoon hybrids are wonderfully compact, yet produce huge 8" flowers that never need staking. These hardy varieties can withstand temperature changes.

<b>'Light Rose'</b> •Ruffled pink and white flowers with red centers.	H24-32" W18-20"	Mid Summer-Fall Zone 4(-30°)	○ ● ☼
<b>'Red'</b> •Deep velvet-red.	H24-32" W18-20"	Mid Summer-Fall Zone 4(-30°)	○ ● ☼
<b>'White with Eye'</b> •Bold white flowers with a red eye.	H24-32" W18-20"	Mid Summer-Fall Zone 4(-30°)	○ ● ☼

**Hibiscus Luna Series (moscheutos)** Compact, bushy, well-branched plants with a mounded habit. The blooms are 6-8" in diameter. Extremely heat tolerant once established.

<b>'Pink Swirl'</b> •Light pink with a red center and green foliage.	H24-36" W24-36"	Late Summer-Fall Zone 4(-30°)	○ ● ☼
<b>'Red'</b> •Dark red with green foliage.	H24-36" W24-36"	Late Summer-Fall Zone 4(-30°)	○ ● ☼
<b>'Rose'</b> •Deep rose with green foliage.	H24-36" W24-36"	Late Summer-Fall Zone 4(-30°)	○ ● ☼
<b>'White'</b> •White with a red center and green foliage.	H24-36" W24-36"	Late Summer-Fall Zone 4(-30°)	○ ● ☼

**Hosta Plantain Lily** Most popular shade plant of all time. Their lush clumps of bold exotic leaves are the main feature. The stalks of lily-like flowers are an added bonus. Flowers are shades of lavender to white. Drought tolerant once established.

<b>'August Moon'</b> •Crinkled golden yellow foliage.	H18-24" W24-36"	Summer Zone 3(-40°)	● ☼
<b>'Aureo Marginata'</b> •Dark green with chartreuse margins.	H18-24" W24-36"	Summer Zone 3(-40°)	● ☼
<b>'Blue Angel'</b> •Blue with ribs.	H24-36" W36-48"	Summer Zone 3(-40°)	● ☼
<b>'Blue Ivory' *New*</b> •Showy, medium sized hosta. Blue leaves have wide, creamy white margins. Margins take a greenish blush in summer.	H12-16" W24-36"	Summer Zone 3(-40°)	● ☼
<b>'Captain Kirk' *New*</b> •Eye-catching large Hosta. Gold leaves with irregular dark green margins.	H18-24" W30-36"	Summer Zone 3(-40°)	● ☼
<b>'Christmas Tree'</b> •Dark green with small white margins.	H18-24" W34-46"	Summer Zone 3(-40°)	● ☼
<b>'Earth Angel'</b> •Blue-green with cream margins.	H30-36" W28-40"	Summer Zone 3(-40°)	● ☼
<b>'Elegans'</b> •Solid blue	H24-30" W24-36"	Summer Zone 3(-40°)	● ☼
<b>'Fire and Ice' *New*</b> •Large twisted heart-shaped leaves have white centers and broad dark green margins.	H18-24" W24-30"	Summer Zone 3(-40°)	● ☼
<b>'First Frost'</b> •Emerges with a gold margin early in the spring, then changes to pure white later in the season. Light lavender flowers.	H12-18" W24-36"	Summer Zone 3(-40°)	● ☼
<b>'Fragrant Dream'</b> •Dark green with cream margins that turn white with age.	H20-24" W36-40"	Summer Zone 3(-40°)	● ☼
<b>'Francee'</b> •Green with white margins.	H18-24" W36-48"	Summer Zone 3(-40°)	● ☼
<b>'Francis Williams'</b> •Blue-green foliage with chartreuse margins.	H18-24" W36-48"	Summer Zone 3(-40°)	● ☼
<b>'Great Expectations' *New*</b> •Bright textured leaves have a yellow center edged with sea green markings, and are topped with white flowers.	H18-20" W18-24"	Summer Zone 3(-40°)	● ☼
<b>'Guacamole'</b> •Chartreuse with dark green margins.	H16-20" W24-36"	Summer Zone 3(-40°)	● ☼



### Hosta *Plantain Lily* Continued

<b>'Halcyon'</b> •Medium size frosty blue-green pointed foliage.	H18-24" W24-36"	Summer Zone 3(-40°)	● ☹
<b>'June'</b> •Sport of 'Halcyon'. Wide blue-green margins and light green centers. The centers turn gold in summer.	H18-24" W18-24"	Summer Zone 3(-40°)	● ☹
<b>'Krossa Regal'</b> •Solid silvery blue.	H36-42" W24-36"	Summer Zone 3(-40°)	● ☹
<b>'Loyalist' *New*</b> •Deep green margins and white centers.	H18-24" W24-30"	Summer Zone 3(-40°)	● ☹
<b>'Mediovariegata'</b> •Wavy-edged, oval leaves with broad margins streaked in dark and pale apple-green, with a white flame-shaped marking in the center.	H12-24" W16-36"	Summer Zone 3(-40°)	● ☹
<b>'Minute Man'</b> •Dark green center with white margins.	H18-24" W24-36"	Summer Zone 3(-40°)	● ☹
<b>'Night Before Christmas'</b> •Dark green with striking cream to white centers.	H24-30" W24-30"	Summer Zone 3(-40°)	● ☹
<b>'Paradigm' *New*</b> •Large, bright gold with a wide blue-green margins. Leaves are corrugated.	H18-22" W36-48"	Summer Zone 3(-40°)	● ☹
<b>'Patriot'</b> •Dark green with white margins.	H18-24" W24-36"	Summer Zone 3(-40°)	● ☹
<b>'Paul's Glory'</b> •Heart shaped blue-green leaves with a chartreuse center in spring. By summer they turn a darker green and the centers brighten to gold.	H24-30" W36-42"	Summer Zone 3(-40°)	● ☹
<b>'Regal Splendor'</b> •Blue foliage with small cream margins.	H36-42" W24-36"	Summer Zone 3(-40°)	● ☹
<b>'Royal Standard'</b> •Solid green	H24-36" W36-60"	Summer Zone 3(-40°)	● ☹
<b>'Sagae'</b> •Huge wavy, frosted grey-green with yellow to creamy white margins.	H24-30" W36-42"	Summer Zone 3(-40°)	● ☹
<b>'Stained Glass'</b> •Gold to chartreuse with dark green margins.	H18-24" W36-46"	Summer Zone 3(-40°)	● ☹
<b>'Sum and Substance'</b> •Solid chartreuse.	H30-36" W50-60"	Summer Zone 3(-40°)	● ☹
<b>'Victory'</b> •Large, thick, heart shaped green leaves have a wavy cream margins.	H30-35" W60-70"	Summer Zone 3(-40°)	● ☹
<b>'Vulcan'</b> •Vigorous white centered sport of Captain Kirk with dark green margins.	H18-24" W24-36"	Summer Zone 3(-40°)	● ☹
<b>'Wide Brim'</b> •Green foliage with wide gold margins.	H18-24" W24-36"	Summer Zone 3(-40°)	● ☹

**Hypericum *St. John's Wort*** Tolerates wide range of soils. Thrives on sandy soils in full sun. Less floriferous in part shade. Features large, rose-like, 5-petaled, yellow flowers (2-3" diameter).

<b>calycinum <i>St. John's Wort</i></b> •Large, saucer-shaped, bright yellow flowers with distinctively protruding bushy stamens cover this dense, dark green, shrubby groundcover.	H12-18" W18-24"	Summer Zone 5(-20°)	○ ● ●
--	--------------------	------------------------	-------

**Iberis *Candytuft*** Dark green mounding foliage with many dense flower clusters. Suited for edging, borders, groundcover and rock gardens.

<b>sempervirens 'Tahoe'</b> •Large clusters of pure white flowers carpet the narrow, evergreen leaves. Blooms about 2 weeks earlier than other varieties.	H8-10" W12-24"	Spring Zone 4(-30°)	○ ● ● ☹ ☹ ☹
<b>sempervirens 'Whiteout'</b> •It has dark green foliage with masses of pretty bright white blooms.	H6-8" W8-12"	Spring Zone 3(-40°)	○ ● ● ☹ ☹ ☹





## Illamna *Maple Mallow*

### *rivularis Maple Mallow* \*Native & Waterwise\*

•Also known as Mountain Hollyhock, it is similar to traditional varieties. Large, open rose-pink flowers. Easy to establish and will naturalize.

H36-72"  
W48-60"

Summer-Early Fall  
Zone 3(-40°)



## Incarvillea *Hardy Gloxinia* Large trumpet-shaped flowers grow above a mound of coarsely divided green leaves.

### *delavayi Hardy Gloxinia*

•Rose-purple.

H12-24"  
W12-18"

Early Summer  
Zone 5(-20°)



### *delavayi 'Alba'*

•White.

H12-24"  
W12-18"

Early Summer  
Zone 5(-20°)



## Ipomopsis *Scarlet Gilia*

### *aggregata Scarlet Gilia* \*Native & Waterwise\*

•Stalks of scarlet-pink, trumpet-like flowers from basal rosette of grey-green leaves.

H36-48"  
W6-10"

Summer  
Zone 3(-40°)



## Iris *Flags* This highly diverse group of plants have flowers in virtually every color. All have grassy sword-shaped leaves.

### *missouriensis Rocky Mountain Iris* \*Native & Waterwise\*

•Slender stemmed, with greyish-green leaves that grow from dense clumps. Blooms are lilac-purple.

H12-24"  
W12-18"

Late Spring  
Zone 3(-40°)



## German Bearded Iris (*germanica*) These are the most popular with gardeners for their large satiny flowers and taller forms.

### *'All Night Long'* \*New\*

•Dark purple-black petals with purple beards.

H28-31"  
W12-24"

Late Spring  
Zone 3(-40°)



### *'Baboon Bottom'* \*New\*

•Pink flowers are streaked and spotted with white.

H22-26"  
W12-24"

Late Spring  
Zone 3(-40°)



### *'Care to Dance'* \*New\*

•Falls of raspberry edged in lavender with creamy rose centers and tangerine beards with pure white standards.

H24-36"  
W12-24"

Late Spring  
Zone 3(-40°)



### *'Cheetah Cheese'* \*New\*

•Burnt orange-apricot ruffled petals. Creamy streaks on the falls.

H28-32"  
W12-24"

Late Spring  
Zone 3(-40°)



### *'City Lights'*

•Violet blue with white center.

H30-36"  
W12-24"

Late Spring  
Zone 3(-40°)



### *'Clarence'*

•Pale blue standards and flaring ruffled, violet-blue falls.

H24-36"  
W18-24"

Rebloomer  
Late Spring  
Zone 3(-40°)



### *'Class Ring'* \*New\*

•Maroon standards with white ruffled falls edged in maroon.

H32-36"  
W12-24"

Late Spring  
Zone 3(-40°)



### *'Concertina'*

•Solid, soft rose-pink.

H24-30"  
W18-24"

Late Spring  
Zone 3(-40°)



### *'Dashing'*

•Velvet-purple, ruffled blooms.

H32-36"  
W18-24"

Late Spring  
Zone 3(-40°)



### *'Double Ringer'*

•White ruffled petals edged in yellow.

H36-40"  
W12-24"

Late Spring  
Zone 4(-30°)



### *'Eggnog'*

•Bright golden yellow.

H24-36"  
W12-24"

Rebloomer  
Late Spring  
Zone 3(-40°)



### *'Eternal Bliss'*

•Stunning white heavily ruffled with tangerine beards.

H24-30"  
W15-18"

Late Spring  
Zone 3(-40°)





### Iris *Flags* Continued

<b>'Feedback'</b> •Large blue-violet standards and falls.	H36-42" W18-24"	Rebloomer Late Spring Zone 3(-40°)	○ ● ♀ ✂
<b>'Frequent Flyer'</b> •Ruffled white blooms with contrasting slightly yellow falls.	H32-34" W12-18"	Late Spring Zone 3(-40°)	○ ● ♀ ✂
<b>'Halloween Halo'</b> •White with yellow edging on falls and orange beards.	H30-35" W12-24"	Rebloomer Late Spring Zone 3(-40°)	○ ● ♀ ✂
<b>'Harvest of Memories'</b> •Radiant all yellow iris with widely ruffled petals and a slight sweet fragrance.	H24-38" W18-24"	Rebloomer Late Spring Zone 3(-40°)	○ ● ♀ ✂
<b>'Honey Dripper' *New*</b> •Ruffled butterscotch-apricot standards and butterscotch-apricot falls, overlaid with red-burgundy deepening to solid red.	H30-36" W12-24"	Late Spring Zone 3(-40°)	○ ● ♀ ✂
<b>'Immortality'</b> •Ruffled, soft white self with pale lemon-yellow beards.	H30-36" W12-24"	Rebloomer Late Spring Zone 3(-40°)	○ ● ♀ ✂
<b>'Invitation'</b> •White standards with tangerine falls.	H28-34" W12-24"	Rebloomer Late Spring Zone 3(-40°)	○ ● ♀ ✂
<b>'Jitterbug' *New*</b> •Clear chrome yellow standards with yellow falls peppered with light rays of russet red. Light ruffling.	H24-30" W12-24"	Late Spring Zone 3(-40°)	○ ● ♀ ✂
<b>'Lacey Brilliance' *New*</b> •Bright yellow standards and yellow falls with a brush of white in the center. Has yellow beards.	H24-30" W12-24"	Late Spring Zone 3(-40°)	○ ● ♀ ✂
<b>'Mariposa Autumn'</b> •Violet standards, with a white center and falls.	H25-32" W12-18"	Rebloomer Late Spring Zone 3(-40°)	○ ● ♀ ✂
<b>'Montmartre' *New*</b> •Dark rosy standards and falls are edged in golden yellow. Ruffled edges.	H32-33" W12-24"	Late Spring Zone 4(-30°)	○ ● ♀ ✂
<b>'My Friend Jonathan'</b> •A rich blend of scarlet and mahogany with a gold overlay.	H30-36" W18-24"	Rebloomer Late Spring Zone 3(-40°)	○ ● ♀ ✂
<b>'Navajo Jewel'</b> •Light blue.	H30-36" W18-24"	Rebloomer Late Spring Zone 3(-40°)	○ ● ♀ ✂
<b>'October Splendor'</b> •Peachy pink ruffles and delicate blushes.	H18-24" W18-24"	Rebloomer Late Spring Zone 3(-40°)	○ ● ♀ ✂
<b>'Priscilla of Corinth'</b> •Pale peach petals with bright tangerine beards.	H36-42" W18-24"	Rebloomer Late Spring Zone 3(-40°)	○ ● ♀ ✂
<b>'Raven Girl' *New*</b> •Deep purple-black ruffled variety.	H36-39" W12-24"	Late Spring Zone 3(-40°)	○ ● ♀ ✂
<b>'Renown'</b> •White standards with oyster-white falls and yellow beards.	H30-36" W18-24"	Rebloomer Late Spring Zone 3(-40°)	○ ● ♀ ✂
<b>'Rio Vista'</b> •Light blue with darker blue veining.	H30-36" W18-24"	Rebloomer Late Spring Zone 3(-40°)	○ ● ♀ ✂



<b>'Shoot the Moon'</b> •Lemon yellow brushed with white on the falls and lemon veining.	H24-36" W18-24"	Rebloomer Late Spring Zone 3(-40°)	 
<b>'Spiced Custard'</b> •Creamy yellow standards with burnt orange falls.	H24-30" W12-18"	Rebloomer Late Spring Zone 3(-40°)	 
<b>'Sugar Blues'</b> •Blue petals with a white beard.	H30-36" W12-24"	Rebloomer Late Spring Zone 3(-40°)	 
<b>'Summer Olympics'</b> •Soft yellow petals are brushed in the centers with white.	H24-32" W12-18"	Rebloomer Late Spring Zone 3(-40°)	 
<b>'Victoria' Falls' *New*</b> •Large, ruffled flowers of light blue with a white throat and beards.	H35-39" W12-18"	Rebloomer Late Spring Zone 3(-40°)	 
<b>Japanese Iris (ensata)</b> Their large and flattened, crepe-textured blooms appear over tall grassy clumps that somewhat resemble cattails. These have been selected and bred in Japan for hundreds of years. Must have plenty of moisture until bloom.			
<b>'Geisha Girl'</b> •Lavender with deeper purple veining and bright yellow beards.	H24-36" W12-24"	Summer Zone 4(-30°)	 
<b>'Gracieuse'</b> •White with lavender margins, slightly ruffled petals, and bright yellow falls.	H24-36" W12-24"	Summer Zone 4(-30°)	 
<b>'Picotee Wonder'</b> •White and blue-lavender margins.	H24-36" W12-24"	Summer Zone 4(-30°)	 
<b>'Pink Lady'</b> •Pink ruffled edges self and falls.	H24-36" W12-24"	Summer Zone 3(-40°)	 
<b>'Royal Robes'</b> •Large dark purple with bright yellow throat.	H24-36" W12-24"	Summer Zone 3(-40°)	 
<b>'Temple Bells'</b> •Purple blue with yellow throat.	H24-36" W12-24"	Summer Zone 3(-40°)	 
<b>'Variegata'</b> •Green and white striped leaves, bearing drooping dark purple flowers.	H24-30" W12-24"	Late Spring Zone 4(-30°)	 
<b>Miniature German Bearded Iris (germanica miniature)</b> Miniature variety of bearded iris. these varieties only get between 6-15" tall. Great for the front of a boarder. Blooms mid to late season.			
<b>'Going In Circles' *New*</b> •Lilac standards with grey-blue veining. Garnet falls are edged in lilac.	H10-13" W12-15"	Late Spring Zone 3(-40°)	 
<b>'Forever Blue'</b> •Deep blue beards grow on light blue petals. Reblooms throughout the season.	H6-12" W12-15"	Rebloomer Late Spring Zone 3(-40°)	 

# PERENNIALS



PERENNIAL  
FAVORITES

**Siberian Iris (sibirica)** Strong clumps of grassy leaves that remain attractive all season. Delicate looking flowers rise above on slender stems. They tolerate shade better than most Irises as well as poorly drained soil. Very long lived.

<b>'Blue King'</b> •Solid royal blue.	H24-36" W18-24"	Late Spring Zone 3(-40°)	○ ● ✂ ✂
<b>'Butter and Sugar'</b> •Cream standards with yellow falls.	H24-28" W18-24"	Late Spring Zone 3(-40°)	○ ● ✂ ✂
<b>'Caesar's Brother'</b> •Solid deep purple.	H24-36" W18-24"	Late Spring Zone 3(-40°)	○ ● ✂ ✂
<b>'Lavender Queen'</b> •Lavender Standards and falls. Falls have a cream base.	H24-30" W18-24"	Late Spring Zone 3(-40°)	○ ● ✂ ✂
<b>'Painted Desert'</b> •Blue-violet with white and yellow on the self and falls.	H24-36" W18-24"	Late Spring Zone 3(-40°)	○ ● ✂ ✂
<b>'Ruffled Velvet'</b> •Deep purple flowers with gold markings.	H18-28" W18-24"	Late Spring Zone 3(-40°)	○ ● ✂ ✂
<b>'Silver Edge'</b> •Solid blue with silver edges.	H18-24" W18-24"	Late Spring Zone 3(-40°)	○ ● ✂ ✂
<b>'Sky Wings' *New*</b> •Light blue self and falls adorned with a delicate yellow blaze on the falls. Dark blue veining.	H18-28" W18-24"	Late Spring Zone 3(-40°)	○ ● ✂ ✂
<b>'Snow Queen'</b> •Solid white.	H28-36" W18-24"	Late Spring Zone 3(-40°)	○ ● ✂ ✂
<b>'Tipped in Blue'</b> •Soft blue-violet standards edged in yellow and dotted with blue at the tips.	H18-24" W15-20"	Late Spring Zone 3(-40°)	○ ● ✂ ✂

## Variegated Iris (pallida)





















<b>'Albo Variegata'</b> •Solid purple with green and white variegated foliage.	H18-28" W18-24"	Late Spring Zone 3(-40°)	○ ● ✂ ✂
<b>'Aurea Variegated'</b> •Purple blooms with yellow and green variegated foliage.	H18-36" W18-24"	Late Spring Zone 3(-40°)	○ ● ✂ ✂
<b>intermediate 'Reginae' *New*</b> •Solid green foliage. White petals with heavy purple veining.	H18-22" W18-22"	Late Spring Zone 4(-30°)	○ ● ✂ ✂

## Kniphofia Red Hot Poker Clumps of strap-like foliage. Torch-shaped clusters of flowers held on stiff stalks.























<b>caulescens Regal Torchlily</b> •Foliage is a powder blue hue and grass-like in appearance. Orange flowers fade to yellow atop 3' stems.	H36-72" W18-24"	Summer Zone 5(-20°)	○ ✂ ✂ ✂
<b>uvaria 'Echo Rojo'</b> •Deep orange to red blooms have thick sturdy flower stems. More everblooming than repeating.	H36-40" W18-24"	Rebloomer Summer Zone 5(-20°)	○ ✂ ✂ ✂
<b>uvaria 'Flamenco'</b> •Yellow base turning orange and red as it approaches the top.	H30-36" W18-24"	Summer Zone 5(-20°)	○ ✂ ✂ ✂
<b>uvaria 'Royal Castle'</b> •Large, broad, vibrant bottlebrush heads are densely packed with flame orange-red and yellow flowers.	H30-36" W24-36"	Summer Zone 5(-20°)	○ ✂ ✂ ✂






































**Poco Series** This series is Terra Nova's shortest Kniphofia. The plants have a massive flower count with large inflorescences.

<b>'Citron'</b> •Short, dense spikes emerge a creamy lime-green followed by a color shift to fresh lemon.	H14-20" W12-14"	Summer Zone 6(-10°)	   
<b>'Orange'</b> •Burnished orange with hot red tips.	H14-21" W12-16"	Summer Zone 6(-10°)	   
<b>'Red'</b> •Coral-red.	H14-21" W12-16"	Summer Zone 6(-10°)	   
<b>'Sunset'</b> •Bicolor red-orange and orange.	H18-24" W14-16"	Summer Zone 6(-10°)	   
<b>'Yellow'</b> •Sulfur yellow.	H12-15" W14-16"	Summer Zone 6(-10°)	   

**Lamium Spotted Dead Nettle** Neat colorful foliage with hooded flower spikes. Forms a large spreading clump.

<b>maculatum 'Ghost'</b> •All-silver leaves create a billowy cloud of silver. Clusters of large, bright orchid purple flowers top the clump of silver foliage.	H10-14" W12-24"	Mid to Late Spring Zone 3(-40°)	   
<b>maculatum 'Golden Anniversary'</b> •Golden yellow edges on dark green leaves with a white central stripe. Scalloped and bright colored foliage. Lavender flowers.	H6-8" W12-16"	Mid Spring-Mid Summer Zone 3(-40°)	  
<b>maculatum 'Orchid Frost'</b> •Orchid-pink flowers with silver and green foliage.	H4-8" W12-24"	Early Summer-Fall Zone 4(-30°)	  
<b>maculatum 'Pink Pewter'</b> •Pink flowers with silver and green foliage.	H4-8" W12-24"	Early Summer-Fall Zone 4(-30°)	  
<b>maculatum 'Purple Dragon'</b> •Deep purple flowers with silvery green foliage.	H4-8" W12-24"	Early Summer-Fall Zone 4(-30°)	  
<b>maculatum 'Red Nancy'</b> •Rose-pink with bright white and green foliage.	H4-8" W12-24"	Early Summer-Fall Zone 4(-30°)	  
<b>maculatum 'White Nancy'</b> •Clusters of pure white flower over foliage that is silver with green edges.	H6-8" W12-24"	Early Summer-Fall Zone 4(-30°)	  

**Lavandula Lavender** Wonderfully fragrant, ornamental, shrubby perennial with grey-green foliage and flowering spikes.

<b>angustifolia 'Blue Cushion'</b> •Rounded cushion of grey-green, evergreen foliage. Masses of deep blue flowers which lighten to pale blue as they mature.	H12-16" W12-16"	Summer Zone 5(-20°)	    
<b>angustifolia 'Hidcote Blue'</b> •Abundant, deep purple flower spikes.	H12-18" W24-36"	Summer Zone 4(-30°)	    
<b>angustifolia 'Munstead'</b> •Rich lavender.	H12-18" W12-18"	Summer Zone 4(-30°)	    
<b>angustifolia 'Platinum Blonde'</b> •Blue with lime-green to dark green variegated foliage.	H16-24" W16-18"	Summer Zone 5(-20°)	    
<b>angustifolia 'Royal Velvet'</b> •Long stemmed, dark navy-blue and lavender flower spikes. The 3 to 4" long flower spikes hold their dark color as a dried flower.	H24-30" W18-24"	Summer Zone 6(-10°)	    
<b>angustifolia 'Thumbelina Leigh'</b> •Bright blue-violet blooms. Profuse, tightly balled flowers that will rebloom up to 3 times a year if pruned after flowering.	H6-12" W8-12"	Summer Zone 5(-20°)	    
<b>angustifolia 'Twinkle Purple'</b> •Blooms violet-purple to blue. Large round shaped form with long flower spikes. It is an excellent choice for hedging.	H18-24" W12-24"	Summer Zone 5(-20°)	    





### Lavandula *Lavender* Continued

<b>angustifolia 'Wee One'</b> •A wonderful dwarf English Lavender with compact heads of lavender-blue flowers and dark blue calyces.	H8-10" W12-15"	Summer Zone 5(-20°)	○ ☀ ✂ 🌱 🐇
<b>hybrid intermedia 'Phenomenal'</b> •Uniform mounds of silvery foliage; with dark purple-blue flower spikes.	H24-30" W24-30"	Summer Zone 4(-30°)	○ ☀ ✂ 🌱 🐇
<b>hybrid intermedia 'Provence White'</b> •Silvery green foliage with white flowers.	H18-24" W18-24"	Summer Zone 5(-20°)	○ ☀ ✂ 🌱 🐇

### Leucanthemum *Shasta Daisy* Large double or single daisy on a single stem with a long bloom period. Glossy, lanceolate foliage. Great for dried flowers.

<b>superbum 'Becky'</b> •Large white blooms are produced on strong stems which are ideal for cutting. Despite its height, this variety does not require staking.	H36-42" W18-24"	Summer Zone 4(-30°)	○ ☀ ☀ ✂ 🐇
<b>superbum 'Sante'</b> •Fine, feathery petals create double flowers that resemble white pompoms. It is very strong stemmed.	H18-24" W18-24"	Summer Zone 4(-30°)	○ ☀ ✂ 🐇
<b>superbum 'Snow Cap'</b> •Pure white single flowers are produced in abundance atop bushy mounds of foliage. It has a sturdy, uniform habit.	H10-16" W8-12"	Summer Zone 4(-30°)	○ ☀ ☀ ✂ 🐇
<b>superbum 'Spoonfull of Sugar'</b> •White flowers on a very compact plant.	H16-18" W28-32"	Summer Zone 5(-20°)	○ ☀ ☀ ✂ 🐇
<b>superbum 'Victorian Secret'</b> •Ruffled semi-double blooms above leaves that are small and twisted.	H14-20" W14-18"	Summer Zone 4(-30°)	○ ☀ ☀ ✂ 🐇
<b>superbum 'Whitecap'</b> •Compact and weather, frost tolerant. White with yellow center.	H14-16" W14-16"	Spring-Summer Zone 5(-20°)	○ ☀ ☀ 🐇
<b>'White Magic'</b> •White with a yellow center.	H20-24" W18-24"	Spring-Summer Zone 5(-20°)	○ ☀ ☀ 🐇

### Ooh La Series (superbum) Flowers well, compact habit with sturdy upright stem.









<b>'Lacrosse'</b> •Produces single, yellow-eyed white daisies with spoon-shaped petals.	H10-18" W10-18"	Summer Zone 4(-30°)	○ ☀ ☀ ✂ 🐇
<b>'La Spider'</b> •Very large, true double, finely cut white blooms.	H12-24" W12-24"	Summer Zone 4(-30°)	○ ☀ ☀ ✂ 🐇

### Real Series (superbum) These varieties are very floriferous with improved disease resistance. All bloom early to midsummer and then again in fall. These are robust drought and wind resistant perennials once established.



<b>'Charmer'</b> •Dwarf form with large, semi-double, long lasting, creamy yellow flowers.	H16-24" W12-18"	Summer-Fall Zone 5(-20°)	○ ☀ ☀ ✂ 🐇
<b>'Galaxy'</b> •The large-eyed double flowers have narrow, finely fringed pure white petals and large golden centers with strong stems.	H16-24" W12-18"	Summer-Fall Zone 5(-20°)	○ ☀ ☀ ✂ 🐇
<b>'Glory'</b> •Multiple layers of pure white petals open flat and gradually reflex, exposing an ever enlarging frilly yellow dome.	H16-24" W12-18"	Summer-Fall Zone 5(-20°)	○ ☀ ☀ ✂ 🐇
<b>'Neat'</b> •Rows of fluted, horizontal white petals surround a golden center.	H16-24" W12-18"	Summer-Fall Zone 5(-20°)	○ ☀ ☀ ✂ 🐇
<b>'Sunbeam'</b> •Rows of chartreuse petals that ring a golden button center.	H16-24" W12-18"	Summer-Fall Zone 5(-20°)	○ ☀ ☀ ✂ 🐇



**Sweet Daisy Series (superbum)** This series is an improvement on the classic garden daisy. These varieties are characterized by a uniform plant structure and deep dark green foliage.


<b>'Cher'</b> •Shaggy, bright white petals surrounding a golden-yellow button eye.	H6-10" W8-12"	Summer Zone 4(-30°)	   
<b>'Sophie'</b> •Spoon-shaped white petals arrayed around large golden button eyes.	H6-10" W8-12"	Summer Zone 4(-30°)	   

## Lewisia *Bitterroot*




























<b>cotyledon <i>Rainbow Mix</i> *Native &amp; Waterwise*</b> •Dazzling, star-shaped blooms hover over the flat rosettes of evergreen leaves in purple, pink, yellow, orange and white. Grow this plant in gravel or between rocks with minimal amount of soil.	H10-12" W10-12"	Late Spring-Summer Zone 5(-20°)	 
---	--------------------	------------------------------------	--

**Lilium *Asiatic Lily*** Easy to grow plants are a colorful addition to the landscape. "Liliums" are the true lilies. True lilies have stiff stems with relatively narrow strap-like leaves from top to bottom. Large showy flowers develop at the top of each stem. Once these plants have bloomed, they won't flower again until the following year.

**FantAsiatic Series** This series is known for the high bud count per stem.

<b>'Bubbligum Hot Spot' *New*</b> •Lovely pink petals with a white eye zone.	H9-12" W6-12"	Summer Zone 3(-40°)	  
<b>'Crimson Red' *New*</b> •Red shades.	H9-12" W6-12"	Summer Zone 3(-40°)	  
<b>'Harvest Moon' *New*</b> •Bright orange petals brushed with yellow.	H9-12" W6-12"	Summer Zone 3(-40°)	  
<b>'Pink' *New*</b> •Pink with a brush of light orange in the center and dark pink freckles.	H9-12" W6-12"	Summer Zone 3(-40°)	  
<b>'Raspberry' *New*</b> •Raspberry red petals.	H9-12" W6-12"	Summer Zone 3(-40°)	  
<b>'Starburst' *New*</b> •Red petals brushed with gold in the center.	H9-12" W6-12"	Summer Zone 3(-40°)	  
<b>'White Hot Spot' *New*</b> •White with large burgundy eye zone.	H9-12" W6-12"	Summer Zone 3(-40°)	  
<b>'Yellow Hot Spot' *New*</b> •Bright yellow with burgundy eye zone.	H9-12" W6-12"	Summer Zone 3(-40°)	  

**Joy Series Asiatic Lily** The plants in this series are short but perfectly proportioned and offer more blooms than most Asiatic Lilies, expect around 10 per stem.

<b>'Bright Joy'</b> •Vibrant orange and yellow blooms with a dark speckling in the center.	H18-24" W6-12"	Early Summer Zone 3(-40°)	  
<b>'Century Joy' *New*</b> •Pink with dark maroon speckles.	H12-14" W8-10"	Early Summer Zone 3(-40°)	  
<b>'Claret Joy' *New*</b> •Crimson.	H10-13" W8-10"	Early Summer Zone 3(-40°)	  
<b>'Charlotte's Joy' *New*</b> •Solid yellow.	H15-17" W8-10"	Early Summer Zone 3(-40°)	  
<b>'Classic Joy'</b> •Big vibrant yellow blooms with a light speckling in the center.	H18-24" W6-12"	Early Summer Zone 3(-40°)	  
<b>'Lava Joy' *New*</b> •The yellow and orange coloring produces a fiery look to the petals.	H18-24" W6-12"	Early Summer Zone 3(-40°)	  
<b>'Majestic Joy'</b> •Golden dark pink with yellow at the base of the petal.	H18-24" W6-12"	Early Summer Zone 3(-40°)	  
<b>'Perfect Joy'</b> •Pink and white bicolor blooms with dark pink speckles.	H18-24" W6-12"	Early Summer Zone 3(-40°)	  
<b>'Sparkling Joy'</b> •Large white blooms.	H18-24" W6-12"	Early Summer Zone 3(-40°)	  

# PERENNIALS



PERENNIAL  
FAVORITES

**Matrixline Series Asiatic Lily** It grows at a fast rate, and under ideal conditions can be expected to live for approximately 10 years. It does best in average to evenly moist conditions, but will not tolerate standing water.

<b>'Buzzer'</b> •Pink with light pink edges.	H16-18" W12-18"	Mid Summer Zone 3(-40°)	○ ♀ ✂
<b>'Golden'</b> •Yellow.	H16-18" W12-18"	Mid Summer Zone 3(-40°)	○ ♀ ✂
<b>'Matrix'</b> •Red-orange.	H16-18" W12-18"	Mid Summer Zone 3(-40°)	○ ♀ ✂
<b>'Matrix Mix'</b> •Mixture of yellow, red and orange lilies.	H16-18" W12-18"	Mid Summer Zone 3(-40°)	○ ♀ ✂
<b>'Orange'</b> •Solid bright orange.	H16-18" W12-18"	Mid Summer Zone 3(-40°)	○ ♀ ✂

**Trendy Series Asiatic Lily** One of the most profusely blooming Asiatic Lilies on the market

<b>'Dakota' *New*</b> •Magenta pink flowers with small white eyes.	H16-18" W14-16"	Spring-Summer Zone 4(-30°)	○ ♀ ✂
<b>'Havana' *New*</b> •Dark red.	H16-18" W14-16"	Spring-Summer Zone 4(-30°)	○ ♀ ✂
<b>'Nicosia' *New*</b> •Bubblgum pink flowers with white eyes and pink speckles.	H16-18" W14-16"	Spring-Summer Zone 4(-30°)	○ ♀ ✂
<b>'Santo Domingo'</b> •Dark pink petals with an almost black eyezone and maroon speckles.	H16-18" W14-16"	Spring-Summer Zone 4(-30°)	○ ♀ ✂

**Lilium Oriental Lily** Flowers are quite large, fragrant and tend to be facing outward. The plants also tend to be taller and bloom later than Asiatics.

<b>'Entertainer'</b> •Pink with a white center.	H16-20" W8-12"	Mid Summer Zone 3(-40°)	○ ♀ ✂
<b>'Magny Cours'</b> •Deep pink with pure white borders.	H14-16" W12-14"	Mid Summer Zone 3(-40°)	○ ♀ ✂
<b>'Starlight Express'</b> •Dark rose petals outlined in white on short sturdy stems.	H14-16" W8-12"	Mid Summer Zone 3(-40°)	○ ♀ ✂

**Romantic Series Oriental Lily** Compact plants that are perfect in patio pots and as cut flowers.

<b>'Fine Romance' *New*</b> •Large, fragrant pink blooms with dark pink speckles.	H16-18" W14-16"	Mid Summer Zone 3(-40°)	○ ◐ ✂
<b>'First Romance' *New*</b> •Pink with dark pink speckles and a large white margin.	H16-18" W14-16"	Mid Summer Zone 3(-40°)	○ ◐ ✂
<b>'Pink Romance' *New*</b> •Pink with a very thin white edge.	H16-18" W14-16"	Mid Summer Zone 3(-40°)	○ ◐ ✂
<b>'Rosy Romance' *New*</b> •Rose pink petals with white edges.	H16-18" W14-16"	Mid Summer Zone 3(-40°)	○ ◐ ✂
<b>'Smart Romance' *New*</b> •Light pink.	H16-18" W14-16"	Mid Summer Zone 3(-40°)	○ ◐ ✂

**Linum Flax** Small airy foliage that is upright and arching. Small flowers appear on top of the stems. Forms a very tight clump.

<b>lewisii Blue Flax *Native &amp; Waterwise*</b> •Ferry green leaves, bearing loads of small, five-petal, blue flowers with a yellow center.	H24-30" W10-12"	Summer Zone 3(-40°)	○ ♣
<b>perenne 'Sapphire' *Native &amp; Waterwise*</b> •This plant has a dwarf, mounding habit and sky blue flowers that seem to float above the narrow, ferny green leaves.	H12-24" W8-12"	Summer Zone 3(-40°)	○ ♣ ⚡ ⚡



**Lobelia *Fan Flower*** Attractive, dark green to reddish bronze leaves and showy, large, upright spikes of brilliant hues of red or blue flowers that bloom from late summer to early fall. Perennial Lobelias are useful for difficult wet locations in full sun or partial shade.

<b>speciosa 'Starship Blue' *New*</b> •Dark blue flowers on sturdy stems over light green foliage.	H20-24" W12-14"	Summer Zone 6(-10°)	○ ● ♀
<b>speciosa 'Starship Burgundy' *New*</b> •Deep burgundy red flowers and stems, with copper-green foliage.	H20-24" W12-14"	Summer Zone 6(-10°)	○ ● ♀
<b>speciosa 'Starship Deep Rose'</b> •Stunning deep pink flowers that line up and down the dark black stem, over dark green foliage.	H20-24" W12-24"	Early Summer Zone 6(-10°)	○ ● ♀
<b>speciosa 'Starship Scarlet'</b> •Bright red flowers have black stems with green-bronze foliage.	H18-24" W6-12"	Early Summer Zone 6(-10°)	○ ● ♀

**Lupinus *Lupine*** These colorful pea-shaped flowers bloom on tall graceful spikes. These plants are also poisonous if eaten. Drought tolerant once established.

**Mini Gallery Series** These plants have a compact habit. As they are short-lived perennials, allow some plants to set seed for future generations. They produce very large flower heads.

<b>'Blue Bicolor'</b> •Lavender-blue with white centers.	H14-16" W6-10"	Spring Zone 4(-30°)	○ ● ✂ ♀ ♀
<b>'Mix'</b> •Pink, white, yellow, and blue with white centers.	H14-16" W6-10"	Spring Zone 4(-30°)	○ ● ✂ ♀ ♀
<b>'Pink Bicolor'</b> •Soft pink with white centers.	H14-16" W6-10"	Spring Zone 4(-30°)	○ ● ✂ ♀ ♀
<b>'Red'</b> •Red with white centers.	H14-16" W6-10"	Spring Zone 4(-30°)	○ ● ✂ ♀ ♀
<b>'Yellow'</b> •Solid yellow.	H14-16" W6-10"	Spring Zone 4(-30°)	○ ● ✂ ♀ ♀

**Staircase Series** This series will rebloom all season until the night temperatures reach above 72°. Removal of spent flowers will speed up new bud set.

<b>'Blue'</b> •Deep blue.	H18-24" W18-24"	Spring Zone 4(-30°)	○ ● ♀ ✂
<b>'Red'</b> •Dark red shades.	H18-24" W18-24"	Spring Zone 4(-30°)	○ ● ♀ ✂
<b>'Rose and White'</b> •Rosy pink and white.	H18-24" W18-24"	Spring Zone 4(-30°)	○ ● ♀ ✂
<b>'Yellow'</b> •Bright lemon-yellow.	H18-24" W18-24"	Spring Zone 4(-30°)	○ ● ♀ ✂

**Lychnis *Campion*** These plants have an upright, clumping habit. They have vibrant colors and can tolerate dry, rocky soil.

<b>chalcidonica 'Burning Love'</b> •Clusters of five-petaled scarlet to red-orange flowers. Each petal is deeply lobed, almost v-shaped. Green foliage with sturdy stems.	H24-36" W10-12"	Early Summer Zone 3(-40°)	○ ● ♀ ☼
<b>chalcidonica <i>Maltese Cross</i></b> •Plants have bright green leaves with taller flower stems that bear large clusters of scarlet-orange blooms.	H36-48" W12-18"	Summer Zone 4(-30°)	○ ♀ ♀ ☼
<b>coronaria <i>Blood Red Campion</i></b> •Hot-pink with silver, fuzzy foliage.	H24-36" W10-18"	Summer Zone 4(-30°)	○ ♀ ✂ ♀ ☼
<b>haageana <i>Lumina Bronze Leaf Red</i></b> •Bronze-green leaves and bright red flowers.	H10-12" W10-12"	Summer Zone 4(-30°)	○ ♀ ♀ ☼



### Lysimachia Loosestrife Creeping Jenny

<b>congestiflora 'Persian Chocolate'</b> •Masses of small purple leaves and yellow, bell-shaped flowers.	H2-4" W12-36"	Summer Zone 4(-30°)	○ ●
<b>nummularia Creeping Jenny</b> •Plants form a low mat of green leaves, bearing bright yellow flowers.	H2-4" W24-36"	Summer Zone 4(-30°)	○ ●
<b>nummularia 'Goldilocks'</b> •Grows a low mat of lime-green foliage with small yellow flowers.	H2-4" W18-24"	Summer Zone 4(-30°)	○ ●

### Marrubium Horehound

<b>rotundifolium Silverheels *Native &amp; Waterwise*</b> •Soft, felted green leaves are edged with white, creating a crisp appearance. Prefers lean, well-drained soils. Plant Select	H4-12" W24-36"	Spring Zone 4(-30°)	○ ☞ ☹ ☹
---	-------------------	------------------------	------------

### Melampodium Blackfoot Daisy

<b>leucanthum Blackfoot Daisy *Native &amp; Waterwise*</b> •Low growing, mounding perennial preferring hot, dry locations. Daisy-like white petals surround a yellow center. Very long blooming.	H6-12" W12-24"	Early Summer-Fall Zone 3(-40°)	○ ☈ ☞ ☹ ☹
---	-------------------	-----------------------------------	--------------

### Mirabilis Desert Four O'Clock All parts of this plant are poisonous if ingested.

<b>multiflora Desert Four O'Clock *Native &amp; Waterwise*</b> •Neat, mounding, dark green form with showy, magenta tubular flowers. Can survive extremely harsh conditions once established.	H18-24" W48-72"	Summer Zone 4(-30°)	○ ● ☈ ☞ ☹
--	--------------------	------------------------	--------------

### Monarda Bee Balm Round flower clusters bursting with tube-shaped petals. With upright dark green foliage on erect stems. Foliage has a minty fragrance.

<b>didyma 'Coral Reef'</b> •Coral to salmon, mildew resistant.	H24-36" W18-24"	Summer Zone 4(-30°)	○ ☈ ☈ ☹ ☹
<b>didyma 'Fireball'</b> •Compact habit, this is a heavy bloomer has bright scarlet-red flowers.	H16-20" W12-18"	Summer Zone 4(-30°)	○ ☈ ☈ ☹ ☹

### Balmy Series (didyma) One of the best mildew resistant series on the market. Compact habit and bold color selections.

<b>'Lilac'</b> •Lilac	H12-14" W8-12"	Summer Zone 4(-30°)	○ ☈ ☈ ☹ ☹
<b>'Pink'</b> •Bright pink	H12-14" W8-12"	Summer Zone 4(-30°)	○ ☈ ☈ ☹ ☹
<b>'Purple'</b> •Purple-red	H12-14" W8-12"	Summer Zone 4(-30°)	○ ☈ ☈ ☹ ☹
<b>'Rose'</b> •Rose	H12-14" W8-12"	Summer Zone 4(-30°)	○ ☈ ☈ ☹ ☹











### Sugar Buzz Series These plants are perfectly suited to the middle of the flower bed. All unique colors in this series are similar in size, bloom time and vigor. They display above average resistance to powdery mildew.

<b>'Blue Moon'</b> •Lavender blue flowers are held together by attractive purple bracts.	H18-20" W18-22"	Summer Zone 4(-30°)	○ ☈ ☈ ☹ ☹
<b>'Bubblegum Blast'</b> •Shaggy, hot pink flowers.	H18-24" W18-24"	Summer Zone 4(-30°)	○ ☈ ☈ ☹ ☹
<b>'Cherry Pops'</b> •Solid dome of cherry-red, flowers on strong, well-branched stems.	H18-24" W18-24"	Summer Zone 4(-30°)	○ ☈ ☈ ☹ ☹
<b>'Grape Gumball'</b> •Magenta flowers on a clump of well branching green foliage.	H18-24" W18-24"	Summer Zone 4(-30°)	○ ☈ ☈ ☹ ☹
<b>'Lilac Lollipop'</b> •Solid dome of lavender-lilac, flowers on strong, well-branched stems.	H18-24" W18-24"	Summer Zone 4(-30°)	○ ☈ ☈ ☹ ☹







## Monardella *Little Beebalm*



















<b>macrantha 'Marian Sampson' *Native &amp; Waterwise*</b> •Large, bright red flowers adorn this plant in summer and fall with a low growing, mounding habit. Great for a rock garden. Needs good drainage. Intolerant of frequent summer water.	H6-12" W12-24"	Summer-Fall Zone 6(-10°)	    
<b>odoratissima Little Beebalm *Native &amp; Waterwise*</b> •Mounding with grey-green foliage that has a very minty fragrance. Clusters of lavender flowers.	H10-12" W12-18"	Summer Zone 4(-30°)	    

## Muehlenbeckia *Maidenhair Vine*





















<b>auxillaris 'Nana'</b> •A low, creeping evergreen groundcover forms a spreading mat of wiry stems, clothed in tiny rounded leaves with a glossy green finish. Foliage turns bronze with heat or cold. Blooms are insignificant.	H1-2" W6-12"	Insignificant Zone 6(-10°)	 
--	-----------------	-------------------------------	---

**Myosotis *Forget-Me-Not*** A spring-flowering favorite. Forget-me-not's are biennial or short-lived perennials that self-seed to come back for many years.

**Sylva Series** Plants form a low mound of gray-green leaves, smothered with clusters of bright flowers; each with a tiny yellow eye.

<b>'Bluesylva'</b> •Deep blue	H6-8" W6-8"	Spring Zone 3(-40°)	     
<b>'Rosylva'</b> •Medium pink	H6-8" W6-8"	Spring Zone 3(-40°)	     
<b>'Snowsylva'</b> •Snow white	H6-8" W6-8"	Spring Zone 3(-40°)	     

**Nepeta *Catmint*** A rugged, easy-to-grow garden perennial that thrives in harsh landscapes. Plants are hardy and long-lived, prefer average, well-drained soil and can be planted in full sun to part shade.

<b>faassenii 'Junior Walker'</b> •Compact habit that is non-reseeding. Blue-green foliage contrasts nicely with lavender-blue flowers.	H18-24" W24-30"	Spring-Fall Zone 4(-30°)	  
<b>faassenii 'Kitten Around'</b> •Compact and petite, this plant forms a tight, round mound of aromatic foliage. Bright, rosy-purple calyces hold periwinkle-blue flowers.	H12-14" W20-22"	Spring-Fall Zone 3(-40°)	    
<b>faassenii 'Purrsian Blue'</b> •Tight compact habit with silvery blue foliage. Periwinkle-blue flowers stay close the foliage.	H12-18" W18-30"	Spring-Fall Zone 3(-40°)	  
<b>faassenii 'Six Hills Giant'</b> •Among the hardiest, most tolerant of damp conditions, as well as the longest flowering. Produces violet-blue flowers.	H24-36" W14-18"	Spring-Fall Zone 3(-40°)	  
<b>'Pslike' Little Trudy</b> •A distinctively short, compact, plant with a long season of bloom. A profusion of lavender-purple flower spikes are produced.	H6-12" W12-18"	Spring-Fall Zone 4(-30°)	  
<b>racemosa 'Walker's Low'</b> •Large, lavender-blue flowers. Keep trimmed to produce flowering.	H18-24" W18-24"	Spring-Fall Zone 3(-40°)	  



**Oenothera Evening Primrose** Open cup-shaped flowers on sprawling stems. Very tolerant of hot sites and any soil. Opens late in the day and closes before morning.

<b>berlandiera 'Siskiyou Pink'</b> •Delicate, light-pink flowers. Great groundcover for dry slopes and other low-maintenance areas. Blooms in daytime. Can be invasive.	H8-12" W18-24"	Summer Zone 3(-40°)	○ ● ☞
<b>berlandiera 'Twilight'</b> •Fragrant lavender-pink flowers with yellow eyes bloom profusely on green foliage that is overlaid with bronze.	H8-10" W12-18"	Summer Zone 5(-20°)	○ ☞ ☹
<b>caespitosa Tufted Evening Primrose *Native &amp; Waterwise*</b> •White to pink, tufted blooms open in late afternoon to evening. Narrow-toothed grey-green leaves.	H6-12" W6-12"	Summer Zone 4(-30°)	○ ☞ ▲
<b>fremontii 'Shimmer'</b> •The flowers on this plant are 3" diameter, paper-thin, lemon-yellow with burgundy stems. Nocturnally fragrant.	H6-10" W10-15"	Summer Zone 4(-30°)	○ ▲
<b>macrocarpa ss. Incana 'Silver Blade'</b> •Lemon yellow 4 petaled flowers. Silvery-green foliage.	H8-12" W15-18"	Summer Zone 3(-40°)	○ ☹ ☞ ▲
<b>missouriensis Ozark Sundrops</b> •This plant has large 3" wide deep yellow blooms with glossy dark green foliage and is mildly fragrant.	H8-12" W16-20"	Summer Zone 3(-40°)	○ ☞ ☹

**Origanum Oregano** Well-branched plants with slender arching stems of grey-green leaves.

<b>'Kirigami'</b> •Large purple-green bracts, rose colored flowers and clear, light green foliage. Densely mounded yet slightly trailing.	H8-10" W12-14"	Summer Zone 5(-20°)	○ ☞ ☹ ☞
<b>libanoticum 'Hopflower'</b> •Hundreds of pale green and blush colored paper-lantern like bracts dangle from arching wiry stems, each with a small rose-pink flower.	H10-18" W12-18"	Summer Zone 5(-20°)	○ ☞ ☹ ☞

**Paeonia Peony** Hardy perennial, 100 year old Peonies are not uncommon. The glossy dark green foliage is often tinted bronze on new growth and takes on reddish tones in the fall.

### Coral Flowering































































<b>'Coral Charm'</b> •Opulent, coral-pink semi-double flowers top slender stems.	H30-36" W24-30"	Late Spring Zone 3(-40°)	○ ● ✂ ☹
<b>'Coral Sunset'</b> •Large, semi-double blossoms with ruffled petals with intense coral with rose overtones that gradually fade to pale ivory. Strong stemmed.	H24-36" W24-36"	Late Spring Zone 3(-40°)	○ ● ✂ ☹

### Pink Flowering

<b>lactiflora 'Bowl of Beauty'</b> •Japanese variety has an anemone form. Fuchsia pink petals create a bowl around the ivory white centers.	H26-30" W24-36"	Late Spring Zone 3(-40°)	○ ● ☞ ✂ ☹
<b>lactiflora 'Dr. Alexander Fleming'</b> •Big, double, fragrant blooms of hot pink.	H28-36" W18-20"	Late Spring Zone 3(-40°)	○ ● ☞ ✂ ☹
<b>lactiflora 'Gay Paree'</b> •Deep pink with a light pink center; single flower.	H30-36" W24-36"	Late Spring Zone 3(-40°)	○ ● ✂ ☹
<b>lactiflora 'Monsieur Jules Eli'</b> •Bubblegum pink with a double flower.	H30-40" W24-30"	Late Spring Zone 3(-40°)	○ ● ☞ ✂ ☹
<b>lactiflora 'Paula Fay' *New*</b> •Single deep pink with yellow stamens.	H31-33" W31-36"	Late Spring Zone 3(-40°)	○ ● ☞ ✂ ☹
<b>lactiflora 'Sarah Bernhardt'</b> •Pink with a double flower.	H30-40" W30-36"	Late Spring Zone 3(-40°)	○ ● ☞ ✂ ☹

**LEGEND:** ☞=Pollinator • ✂=Cut Flower • ☞=Drought Resistant • ☹=Deer Resistant  
▲=Native/Waterwise • ○=Full Sun • ●=Part Sun • ●=Full Shade • H=Height • W=Width



<b>officinalis 'Rosea Plena'</b> •Fragrant, double rose pink blooms.	H27-29" W29-35"	Late Spring Zone3(-40°)	   
<b>Red Flowering</b>			
<b>lactiflora 'Benjamin Franklin'</b> •Red with yellow stamens and a double flower.	H24-36" W30-36"	Late Spring Zone 3(-40°)	   
<b>lactiflora 'Big Ben' *New*</b> •Double red, medium large flowers with a lovely fragrance.	H24-36" W30-36"	Late Spring Zone 3(-40°)	   
<b>lactiflora 'Koppius'</b> •Huge, double ruffled, ruby red, fragrant.	H35-47" W24-36"	Late Spring Zone3(-40°)	   
<b>lactiflora 'Felix Crousse'</b> •Carmine red with a double flower.	H28-36" W24-36"	Late Spring Zone 3(-40°)	   
<b>lactiflora 'Flame' *New*</b> •This single Japanese-style has fiery scarlet-red petals and a contrasting yellow center.	H21-23" W23-29"	Late Spring Zone 3(-40°)	   
<b>lactiflora 'Kansas'</b> •Large, fully double, fuchsia-pink flowers bloom on exceptionally strong dark green stems.	H32-36" W20-24"	Late Spring Zone 3(-40°)	   
<b>lactiflora 'Karl Rosenfield'</b> •Purple-red with a double flower.	H28-36" W24-36"	Late Spring Zone 3(-40°)	   
<b>'Red Charm'</b> •Red flowers are made up of a single row of outer petals that surrounds an explosion of smaller and heavily ruffled petals.	H30-36" W24-30"	Late Spring Zone 3(-40°)	   
<b>'Red Magic'</b> •Twisted, feathered, deep red petals.	H28-36" W24-36"	Late Spring Zone 3(-40°)	   
<b>officinalis 'Rubra Plena'</b> •Fragrant, double red flowers.	H26-30" W28-36"	Late Spring Zone3(-40°)	   
<b>White Flowering</b>			
<b>'Blush Queen'</b> •Creamy white slightly tinted rose petals that are a full double.	H28-32" W24-30"	Late Spring Zone 3(-40°)	   
<b>'Festiva Maxima'</b> •Extremely fragrant, very large, double white flower with bright red flecks.	H28-32" W24-30"	Late Spring Zone 3(-40°)	   
<b>lactiflora 'Allen Rogers' *New*</b> •Large, pure white double flowers.	H20-24" W24-36"	Late Spring Zone 3(-40°)	   
<b>lactiflora 'Duchesse de Nemours'</b> •White with a double flower.	H18-24" W24-36"	Late Spring Zone 3(-40°)	   
<b>lactiflora 'Shirley Temple'</b> •Blush white with a double flower.	H30-32" W24-36"	Late Spring Zone 3(-40°)	   
<b>lactiflora 'Top Brass' *New*</b> •White double with hints of yellow.	H24-38" W36-48"	Late Spring Zone 3(-40°)	   
<b>officinalis 'Alba Plena'</b> •Pure, snowy white.	H22-24" W28-36"	Late Spring Zone3 (-40°)	   
<b>Yellow Flowering</b>			
<b>'Bartzella'</b> •Large yellow lemon blooms with just a touch of blush in the center.	H24-36" W24-36"	Late Spring Zone3(-40°)	   

# PERENNIALS



PERENNIAL  
FAVORITES

**Papaver *Iceland Poppy*** Short-lived perennial that usually self-seed and come back year after year. Plants form a low tuft of light green leaves, bearing large, satiny, lightly fragrant flowers on hairy stems.

<b>nudicaule 'Champagne Bubbles Mix'</b> •Plants form a low tuft of light green leaves, bearing large orange, yellow, white, and red satiny flowers for weeks on end.	H12-18" W14-18"	Spring Zone 3(-40°)	○ ● ✂
<b>nudicaule 'Wonderland Mix'</b> •A lovely dwarf variety that showcases a mix of yellow, white, red, melon, and crimson blooms on short stems.	H10-15" W8-12"	Spring Zone 3(-40°)	○ ● ✂
<b>Spring Fever Series (nudicaule)</b> Deeply cut, medium green, hairy foliage forms a basal mound in early spring. In April, flower spikes rise above the foliage bearing a fat bud that opens to 2-3" diameter. One of the largest blooming Iceland Poppies.			
<b>'Orange'</b> •Bright orange flowers with striking yellow stamens in the centers.	H10-12" W8-10"	Spring Zone 3(-40°)	○ ● ✂
<b>'Mix'</b> •Bright orange, red, white, and yellow flowers with yellow stamens.	H10-12" W8-10"	Spring Zone 3(-40°)	○ ● ✂
<b>'Red'</b> •Large, brilliant red flowers with yellow stamens.	H10-12" W8-10"	Spring Zone 3(-40°)	○ ● ✂
<b>'White'</b> •Large, pure white flowers with yellow centers.	H10-12" W8-10"	Spring Zone 3(-40°)	○ ● ✂
<b>'Yellow'</b> •Large, bright yellow flowers.	H10-12" W8-10"	Spring Zone 3(-40°)	○ ● ✂

**Papaver *Oriental Poppy*** Oriental poppies are large with hairy basal coarse leaves with upward facing flowers 4-6" across on tall, upright stems.

<b>orientale 'Allegro'</b> •Scarlet-orange blooms, with a black center and a compact habit.	H14-24" W12-18"	Late Spring Zone 3(-40°)	○ ● ✂
<b>orientale 'Beauty of Livermore'</b> •Deep blood red, ruffled blooms with a black, cone-like center.	H30-36" W18-24"	Late Spring Zone 3(-40°)	○ ● ✂
<b>orientale 'Brilliant'</b> •Wildfire red blooms are borne on wiry stems.	H30-36" W18-24"	Late Spring Zone 3(-40°)	○ ● ✂
<b>orientale 'Coral Reef'</b> •Rare variety with large light coral-pink petals surrounding a black center.	H28-32" W18-24"	Late Spring Zone 3(-40°)	○ ● ✂
<b>orientale 'Crimson Red'</b> •Crimson-red flowers atop strong stems.	H24-30" W24-30"	Late Spring Zone 3(-40°)	○ ● ✂
<b>orientale 'Prince of Orange'</b> •Huge blossoms of tangerine grow on wiry stems.	H24-36" W18-24"	Late Spring Zone 3(-40°)	○ ● ✂
<b>orientale 'Princess Victoria Louise'</b> •Large, salmon-pink petals around the dark centers.	H26-32" W18-24"	Late Spring Zone 3(-40°)	○ ● ✂
<b>orientale 'Royal Wedding'</b> •Large, white blossoms with a maroon-black eye.	H32-36" W18-24"	Late Spring Zone 3(-40°)	○ ● ✂

**Penstemon *Beardtongue*** A large and diverse group of plants. Their showy, tubular flowers are usually held above the foliage in upright spikes. Utah is known as the Penstemon capital of the world with over 80 native varieties.

<b>barbatus 'Rondo Mix'</b> •Sparkling jewel tones on 2' stalks in shades of deep lavender, intense pinks, and even some royal purples and blues.	H16-20" W12-18"	Late Spring Zone 3(-40°)	○ ● ♀
<b>'Blackbeard'</b> •Dark purple foliage is striking against the soft lilac flowers.	H28-34" W22-24"	Early Summer Zone 3(-40°)	○ ♀ ☞
<b>cardinalis <i>Cardinal</i> *Native &amp; Waterwise*</b> •This New Mexico/Texas native offers the garden spikes of dangling, rich red flowers with dark green foliage. Native Roots Selection	H12-36" W12-36"	Late Spring Zone 3(-40°)	○ ● ♀ ☞ ▲

**LEGEND:** ♀=Pollinator • ✂=Cut Flower • ☞=Drought Resistant • 🦌=Deer Resistant  
▲=Native/Waterwise • ○=Full Sun • ◐=Part Sun • ●=Full Shade • H=Height • W=Width



<b>cyananthus <i>Wasatch</i> *Native &amp; Waterwise*</b> •Very showy, electric blue flowers. Glossy, dark green leaves.	H12-18" W10-24"	Late Spring Zone 4(-30°)	
<b>cyaneus <i>Blue Beardtongue</i> *Native &amp; Waterwise*</b> •The flowers are blue, sometimes with a pinkish tinge. Foliage is a dark green with red-green stems.	H18-24" W12-16"	Late Spring Zone 4(-30°)	
<b>'Dark Towers'</b> •The glossy, bronze-red foliage is topped with masses of pink flowers. Tolerates high heat and humidity.	H30-36" W24-30"	Late Spring Zone 3(-40°)	
<b>davidsonii 'Davidson's'</b> •Huge lavender-pink flowers bloom over dark green evergreen foliage.	H8-10" W12-15"	Late Spring Zone 4(-30°)	
<b>digitalis 'Husker Red'</b> •Striking, maroon-red foliage with a dark green underlay. White flowers with a tinge of light pink are borne on strong, upright stems.	H30-36" W18-24"	Summer Zone 3(-40°)	
<b>digitalis 'Prairie Twilight'</b> •The lavender-pink flowers have white tips and throats, heavy bloomer on burgundy colored stems with green stem leaves, upright habit. The upper leaves turn bronze-red in fall.	H21-24" W24-30"	Summer Zone 3(-40°)	
<b>eatonii <i>Firecracker</i> *Native &amp; Waterwise*</b> •Striking, fire engine red, flowers are contrasted by dark green leaves. Very adaptable as long as the soil is well drained.	H18-24" W14-16"	Late Spring Zone 3(-40°)	
<b>heterophyllus 'Electric Blue' *Native &amp; Waterwise*</b> •Flowers are an intense blue with an interesting purple blush at the stems. Glossy green foliage.	H12-18" W10-14"	Late Spring Zone 4(-30°)	
<b>hirsutus <i>Hairy</i> *Native &amp; Waterwise*</b> •A woolly, dark-green stemmed plant with open stalked clusters of trumpet-shaped lavender flowers with white tips.	H16-24" W14-18"	Late Spring Zone 4(-30°)	
<b>hybrid mexicali 'Carolyn's Hope'</b> •Forms a bushy clump of narrow green leaves, and short spikes of pink with white throated trumpet flowers.	H12-18" W12-18"	Summer Zone 5(-20°)	
<b>hybrid mexicali 'Pike's Peak Purple'</b> •Forms a bushy clump of narrow green leaves, with short spikes of purple trumpet flowers.	H12-18" W8-16"	Summer Zone 4(-30°)	
<b>hybrid mexicali 'Psmyers' <i>Shadow Mountain</i></b> •Forms a bushy clump of narrow green leaves, with short spikes of lavender trumpet flowers.	H18-24" W14-18"	Summer Zone 4(-30°)	
<b>hybrid mexicali 'Red Rocks'</b> •Forms a bushy clump of narrow green leaves, with short spikes of red trumpet flowers.	H14-18" W8-16"	Summer Zone 4(-30°)	
<b>hybrid mexicali 'Windwalker Garnet'</b> •Forms a bushy clump of narrow green leaves, with short spikes of ruby red with striped throat trumpet flowers.	H18-24" W12-18"	Summer Zone 5(-20°)	
<b>linariodes coloradoensis <i>Silverton Bluemat</i> *Native &amp; Waterwise*</b> •Silvery, evergreen leaves that persist even through the winter months. Flowers are a lavender-blue and close to the foliage. Plant Select	H8-12" W10-16"	Late Spring Zone 4(-30°)	
<b>mensarum 'Grand Mesa' *Native &amp; Waterwise*</b> •Dark green basal foliage bears the most brilliant dark blue flowers. Tolerates considerable shade and thrives with moderate watering.	H24-36" W12-18"	Late Spring Zone 4(-30°)	
<b>palmeri <i>Palmer</i> *Native &amp; Waterwise*</b> •Blue-green foliage that bears a fragrant pink flower on tall stalks.	H48-60" W12-36"	Late Spring Zone 3(-40°)	
<b>parryi <i>Parry's Penstemon</i></b> •Bright pink flowers with narrow, bluish foliage.	H24-36" W12-24"	Spring-Summer Zone 7(10°)	
<b>pinifolius 'Mersea's Yellow' <i>Pine Leaf</i> *Native &amp; Waterwise*</b> •The evergreen, needle-like foliage grows on short, shrubby, compact plants. The yellow trumpet shaped flowers are 3/4" long.	H10-12" W10-16"	Mid Summer-Fall Zone 4(-30°)	





### Penstemon *Beardtongue* Continued

<b>pinifolius Pine Leaf *Native &amp; Waterwise*</b> •This long lived perennial produces green needle-like foliage. The red trumpet shaped blooms are 3/4" long.	H12-18" W12-18"	Mid Summer-Fall Zone 4(-30°)	○ ● ♂ ♀ ▲
<b>pinifolius 'SteppeSuns Sunset Glow'</b> •Steppe means semiarid region. This plant is decidedly smaller than many other penstemons. Produces soft orange flowers.	H12-18" W18-24"	Mid Summer-Fall Zone 4(-30°)	○ ● ☼ ♀ ♂
<b>pseudospectabilis Coconino County *Native &amp; Waterwise*</b> •Showy, hot pink, 2" flowers are contrasted by triangular, blue-green serrated foliage.	H36-60" W12-18"	Late Spring Zone 4(-30°)	○ ● ♂ ♀ ▲
<b>rostriflorus Bridges Beardtongue *Native &amp; Waterwise*</b> •Scarlet, nodding flowers at the end of slender, dark green stems, with narrow green leaves. Plant Select	H24-36" W14-18"	Late Spring Zone 4(-30°)	○ ● ♂ ♀ ▲
<b>rupicola x newbergii Cliff Penstemon</b> •Mats of evergreen, deep blue-green leaves with deep rose to pink, lavender-pink or violet flowers.	H2-6" W6-10"	Late Spring Zone 4(-30°)	○ ● ♂ ♀ ▲
<b>strictus Rocky Mountain Beardtongue *Native &amp; Waterwise*</b> •Purple-blue flowers with a mat of shiny, evergreen leaves. Native Root Selection	H24-30" W24-36"	Late Spring Zone 3(-40°)	○ ● ♂ ♀ ▲
<b>venustus Venus Beardtongue *Native &amp; Waterwise*</b> •The leaves are dark green and finely serrated or toothed. The blooms are light violet to violet-purple.	H12-24" W12-16"	Late Spring Zone 3(-40°)	○ ● ♂ ♀ ▲
<b>whippleanus Whipple's Beardtongue *Native &amp; Waterwise*</b> •Foliage is bright green and a thinner texture than most penstemons. Flowers are a dark purple on tall stems and very showy.	H18-24" W6-12"	Late Spring Zone 3(-40°)	○ ● ♂ ♀ ▲

**Pristine Series (barbatus var. praecox)** Improved Riding Hood Series. Features masses of large tubular flowers on strong upright stems, self branching.

<b>'Lilac Purple'</b> •Deep purple	H10-12" W10-12"	Early Summer Zone 4(-30°)	○ ♂ ☼ ♀
<b>'Blue'</b> •Dark blue	H10-12" W10-12"	Early Summer Zone 4(-30°)	○ ♂ ☼ ♀
<b>'Deep Rose'</b> •Dark magenta pink	H10-12" W10-12"	Early Summer Zone 4(-30°)	○ ♂ ☼ ♀
<b>'Pink'</b> •Pink	H10-12" W10-12"	Early Summer Zone 4(-30°)	○ ♂ ☼ ♀
<b>'Scarlet'</b> •Bright scarlet red	H10-12" W10-12"	Early Summer Zone 4(-30°)	○ ♂ ☼ ♀

### Rock Candy Series (barbatus) Small, Compact flower spikes

<b>'Blue'</b> •Dark blue	H10-12" W10-12"	Summer Zone 5(-20°)	○ ♂ ☼ ♀
<b>'Light Pink'</b> •Light pink	H10-12" W10-12"	Summer Zone 5(-20°)	○ ♂ ☼ ♀
<b>'Pink'</b> •Bright pink with a white throat.	H10-12" W10-12"	Summer Zone 5(-20°)	○ ♂ ☼ ♀
<b>'Ruby'</b> •Deep pink with a white throat.	H10-12" W10-12"	Summer Zone 5(-20°)	○ ♂ ☼ ♀



**Perovskia *Russian Sage*** Not really a sage at all but has a very sage-like scent and color. Forms an upright bush of fine-textured grey-green leaves that are fragrant.

<b>atriplicifolia <i>Russian Sage</i></b> •Spikes of rich, violet-blue flowers.	H36-48" W24-36"	Late Summer-Fall Zone 4(-30°)	○ ♀ ☕ ☹
<b>atriplicifolia 'Blue Jean Baby'</b> •Plant forms a bushy, upright clump of greyish leaves that are lacy, fragrant and produce spikes of rich, violet-blue flowers.	H28-34" W32-36"	Late Summer-Fall Zone 4(-30°)	○ ♀ ☕ ☹
<b>atriplicifolia 'Blue Steel'</b> •Rich, lavender-blue spikes.	H18-36" W14-27"	Late Summer-Fall Zone 5(-20°)	○ ♀ ☕ ☹
<b>atriplicifolia 'Crazy Blue'</b> •Violet-blue flowers grow on a compact plant.	H16-20" W14-18"	Late Summer-Fall Zone 5(-20°)	○ ♀ ☕ ☹
<b>atriplicifolia 'Lacey Blue'</b> •Lavender-blue flowers.	H18-24" W18-24"	Late Summer-Fall Zone 5(-20°)	○ ♀ ☕ ☹
<b>atriplicifolia 'Rocketman'</b> •Rich, lavender-blue flowers have a vase-shaped, upright habit.	H30-36" W30-42"	Late Summer-Fall Zone 4(-30°)	○ ♀ ☕ ☹
<b>'Little Lace'</b> •Tidy, compact, and textured foliage. Light purple blooms.	H12-14" W12-14"	Late Summer-Fall Zone 5(-20°)	○ ♀ ☕ ☹
<b>'Little Spire'</b> •Short, upright habit with small, narrow, grey-green leaves that compliment the long lived lavender-blue flowers.	H18-24" W24-30"	Late Summer-Fall Zone 5(-20°)	○ ♀ ☕ ☹

## Philadelphus *Mock Orange*

<b>lewisii 'Lewis'</b> •Large, woody, erect and spreading shrub with many stems and branches. Stems have fragrant white flowers that have yellow stamens.	H36-108" W96-120"	Late Spring Zone 4(-30°)	○ ◐ ▲
--	----------------------	-----------------------------	-------

**Phlox** These plants range in form from low creeping alpine to tall border plants. All are selections or hybrids of native North American wildflowers.

<b>interspecific 'Woodlander Lilac' *New*</b> •Large, abundant flowers of pink, lavender and white. Evergreen groundcover.	H6-9" W12-15"	Early Spring Zone 4(-30°)	○ ◐ ♀
<b>interspecific 'Woodlander Pink' *New*</b> •Large dark pink flowers. Evergreen groundcover.	H6-9" W12-15"	Early Spring Zone 4(-30°)	○ ◐ ♀
<b>interspecific 'Woodlander Rose' *New*</b> •Large lighter pink flowers with a dark eye. Evergreen groundcover.	H6-9" W12-15"	Early Spring Zone 4(-30°)	○ ◐ ♀
<b>paniculata 'Cherry Cream' Garden Phlox</b> •Large creamy white flowers with dark rose eyes.	H22-26" W20-24"	Summer Zone 4(-30°)	○ ♀ ✂
<b>paniculata 'Goldmine Improved' Garden Phlox</b> •Large clusters of fragrant, magenta-purple flowers against variegated, yellow-edged green leaves.	H26-30" W22-30"	Summer Zone 3(-40°)	○ ◐ ♀
<b>paniculata 'Red Riding Hood' Garden Phlox</b> •Cherry-red, and very fragrant.	H18-24" W12-18"	Summer Zone 4(-30°)	○ ♀ ✂

**Flame Series (paniculata)** Dwarf, compact with a bushy habit. The flowers are large and fragrant. Disease resistant.

<b>'Baby Doll' *New*</b> •Pale pink with a dark pink eye.	H12-15" W15-18"	Summer Zone 4(-30°)	○ ◐ ♀
<b>'Cerise' *New*</b> •Vivid reddish pink flowers.	H12-15" W15-18"	Summer Zone 4(-30°)	○ ◐ ♀
<b>'Purple' *New*</b> •Medium pink-purple blooms.	H12-15" W15-18"	Summer Zone 4(-30°)	○ ◐ ♀
<b>'White' *New*</b> •Solid bright white.	H12-15" W15-18"	Summer Zone 4(-30°)	○ ◐ ♀

# PERENNIALS



PERENNIAL  
FAVORITES

**Phlox Ka-Pow Series (paniculata) Garden Phlox** Excellent uniform branching with a compact habit. Mildew resistant and longer than normal bloom time compared with other paniculatas.

<b>'Lavender'</b> •Medium rosy-lavender.	H16-18" W14-16"	Summer Zone 4(-30°)	○ ♀ ☼
<b>'Pink'</b> •Dark rosy pink.	H16-18" W14-16"	Summer Zone 4(-30°)	○ ♀ ☼
<b>'Purple'</b> •Purplish pink.	H16-18" W14-16"	Summer Zone 4(-30°)	○ ♀ ☼
<b>'White' *New*</b> •Solid white.	H16-18" W14-16"	Summer Zone 4(-30°)	○ ♀ ☼
<b>'White Bicolor'</b> •White with a dark rosy eye.	H16-18" W14-16"	Summer Zone 4(-30°)	○ ♀ ☼

**Sweet Summer Series (paniculata)** Large, fragrant blooms. This series has a strong disease resistance.

<b>'Pink With Eye' *New*</b> •Light pink with a darker pink eye.	H18-24" W12-18"	Late Spring-Summer Zone 4(-30°)	○ ♀
<b>'Purple Bicolor' *New*</b> •White with a lavender purple edge.	H18-24" W12-18"	Late Spring-Summer Zone 4(-30°)	○ ♀
<b>'Red' *New*</b> •Dark red.	H18-24" W12-18"	Late Spring-Summer Zone 4(-30°)	○ ♀
<b>'Salmon Orange Dark Eye' *New*</b> •Light salmon petals with a darker eye.	H18-24" W12-18"	Late Spring-Summer Zone 4(-30°)	○ ♀
<b>'Snow White' *New*</b> •Solid white.	H18-24" W12-18"	Late Spring-Summer Zone 4(-30°)	○ ♀

**Creeping Phlox** These plants are short, semi-evergreen ground covers. They become semi-woody with age. They have a prostrate mat growth habit. The flowers cover the entire plant.

<b>subulata 'Amazing Grace'</b> •White with a dark pink center.	H4-6" W12-18"	Early Spring Zone 4(-30°)	○ ◐ ♀
<b>subulata 'Candy Stripe'</b> •Pink with white stripes.	H4-6" W12-18"	Early Spring Zone 4(-30°)	○ ◐ ♀
<b>subulata 'Crimson Beauty'</b> •Bright, rosy-red flowers; medium-fast growth rate.	H4-6" W12-18"	Early Spring Zone 4(-30°)	○ ◐ ♀
<b>subulata 'Drummon's Pink'</b> •Produces dark pink flowers that are lightly fragrant.	H4-6" W12-18"	Early Spring Zone 4(-30°)	○ ◐ ♀
<b>subulata 'Emerald Blue'</b> •Delicate, lavender-blue flowers with dark-green, glossy foliage.	H4-6" W12-18"	Early Spring Zone 4(-30°)	○ ◐ ♀
<b>subulata 'Emerald Pink'</b> •Pink flowers with a hot pink eye and dark-green, glossy foliage.	H4-6" W12-18"	Early Spring Zone 4(-30°)	○ ◐ ♀
<b>subulata 'Fort Hill'</b> •Slightly fragrant, deep pink petals with a dark eye.	H4-6" W12-18"	Early Spring Zone 4(-30°)	○ ◐ ♀
<b>subulata 'Millstream Daphne'</b> •Hot pink flowers with a darker pink eye.	H4-6" W12-18"	Early Spring Zone 4(-30°)	○ ◐ ♀
<b>subulata 'Purple Beauty'</b> •Light purple flowers.	H4-6" W12-18"	Early Spring Zone 4(-30°)	○ ◐ ♀
<b>subulata 'Red Wing'</b> •Deep crimson flowers have dark centers.	H4-6" W12-18"	Early Spring Zone 4(-30°)	○ ◐ ♀
<b>subulata 'Ronsdorfer Beauty'</b> •Soft rose with a dark center.	H4-6" W12-18"	Early Spring Zone 4(-30°)	○ ◐ ♀
<b>subulata 'Scarlet Flame'</b> •Vibrant red.	H4-6" W12-18"	Early Spring Zone 4(-30°)	○ ◐ ♀
<b>subulata 'Snowflake'</b> •Compact, short, tight, rounded cushion of pure white flowers.	H4-6" W12-18"	Early Spring Zone 4(-30°)	○ ◐ ♀
<b>'Violet Pinwheels'</b> •Violet-purple.	H4-6" W24-36"	Early Spring Zone 4(-30°)	○ ◐ ♀

**LEGEND:** ♀=Pollinator • ✂=Cut Flower • ☼=Drought Resistant • 🦌=Deer Resistant

▲=Native/Waterwise • ○=Full Sun • ◐=Part Sun • ●=Full Shade • H=Height • W=Width



## **Physocarpus Mallow Ninebark** Vase-shaped, deciduous shrub with exfoliating bark and foliage.

### **malvaceous 'Mallow Ninebark'**

•Clustered white blooms with yellow centers. Fall foliage ranges from intense red to subtle rose-brown.

H36-54"  
W24-36"

Summer  
Zone 4(-30°)



## **Physostegia Obedient Plant** Plants have tall wand-like spikes of flowers that can be positioned the way an arranger likes and they'll hold that shape, hence the name 'Obedient Plant'. Leaves and flowers grow on distinctly square stems.

### **virginiana 'Autumn Carnival'**

•Tall spikes of rich pink, tubular blooms on sturdy square stems with light green foliage.

H24-36"  
W12-18"

Summer  
Zone 5(-20°)



### **virginiana 'Crystal Peak White'**

•Dwarf variety that has a dense, well-branched habit. It has large, dense flower heads of white that do not fade or brown as they age.

H16-18"  
W12-24"

Late Summer-Fall  
Zone 3(-40°)



### **virginiana 'Miss Manners'**

•The stiff, square stems end in dense spikes of pure white, snapdragon-like flowers. Clump forming and doesn't spread throughout the garden.

H20-24"  
W18-24"

Late Summer-Fall  
Zone 4(-30°)



## **Platycodon Balloon Flower** Interesting balloon-like buds which burst into star-shaped flowers.

**Astra Series (grandiflora)** These plants have a compact, uniform habit, exceptional branching with thick flower petals. The dwarf plants have flowers that measure 1 1/2 to 2 1/2" across.

### **'Blue'**

•Thick flower petals make for long-lasting periwinkle blue blossoms.

H8-10"  
W8-16"

Summer  
Zone 4(-30°)



### **'Pink'**

•Soft pink blooms. Will re-bloom if deadheaded.

H8-10"  
W8-16"

Summer  
Zone 4(-30°)



### **'Semi-Double Blue'**

•Semi-double dark blue.

H8-10"  
W8-16"

Summer  
Zone 4(-30°)



### **'Semi-Double Lavender'**

•Semi-double lavender.

H8-10"  
W8-16"

Summer  
Zone 4(-30°)



### **'Semi-Double Pink'**

•Semi-double pink.

H8-10"  
W8-16"

Summer  
Zone 4(-30°)



### **'Semi-Double White'**

•Semi-double white.

H8-10"  
W8-16"

Summer  
Zone 4(-30°)



### **'White'**

•Pure white blooms.

H8-10"  
W8-16"

Summer  
Zone 4(-30°)



## **Pop Star Series (grandiflora)** Best branching and very compact.

### **'Blue'**

•Giant star-shaped blue flower.

H6-8"  
W8-10"

Summer  
Zone 3(-40°)



### **'Pink'**

•Soft pink large star-shaped blooms.

H6-8"  
W8-10"

Summer  
Zone 3(-40°)



### **'White'**

•Huge white star-shaped flowers.

H6-8"  
W8-10"

Summer  
Zone 3(-40°)



## **Polemonium Jacob's Ladder** Distinctive divided leaves consisting of delicate leaflets are displayed as a ladder effect on either side of the stems.

### **boreale 'Heavenly Habit'**

•Forms a neat compact clump of glossy, fern-like green foliage topped by fragrant blue blossoms with a yellow halo and white eye.

H10-12"  
W12-18"

Summer  
Zone 4(-30°)

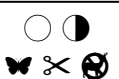


### **caeruleum 'Brize d'Anjou'**

•Violet-blue with green and white variegated foliage.

H16-24"  
W8-18"

Summer  
Zone 4(-30°)




### **reptans 'Stairway to Heaven'**

•Light blue with green and white variegated foliage.

H12-24"  
W8-18"

Summer  
Zone 4(-30°)



# PERENNIALS



PERENNIAL  
FAVORITES

**Potentilla *Cinquefoil*** Flowers develop on new growth, cut back each year for more blooms. Wild rose-shaped flowers. Strawberry-like foliage.

<b>'Arc-en-Ciel'</b> •Orange-red with a double flower.	H12-18" W10-12"	Early Summer Zone 4(-30°)	○ ☞ ☼
<b>'Mont d'Or'</b> •Large golden, semi-double flowers with dark green toothed foliage.	H18-24" W18-24"	Early Summer Zone 4(-30°)	○ ◐ ☞
<b>nepalensis 'Ron McBeath'</b> •Pink with a crimson center.	H10-12" W12-24"	Early Summer Zone 3(-40°)	○ ☞ ☼
<b>'Red Giant'</b> •Large red flowers above dark green foliage.	H12-14" W12-24"	Early Summer Zone 3(-40°)	○ ☞ ☼
<b>tonguei 'Staghorn Cinquefoil'</b> •Apricot with a deep red center.	H12-16" W12-16"	Early Summer Zone 4(-30°)	○ ☞ ☼

**Primula *Primrose*** Plant in moist, well drained soils. Great for shaded borders. Fully double, fragrant flowers in rich colors bloom profusely throughout the season.

<b>vulgaris 'Oakleaf Yellow Picotee'</b> •Vigorous with a compact habit and extended bloom time. Flowers are yellow with a red edge that rise over oak shaped leaves.	H12-18" W12-14"	Spring-Fall Zone 4(-30°)	◐ ● ☞
--	--------------------	-----------------------------	-------

## Belarina Series

<b>'Amethyst Ice' *Native &amp; Waterwise*</b> •Violet with a white edge.	H8-12" W8-12"	Spring-Fall Zone 4(-30°)	● ◐ ☞
<b>'Baltic Blue' *New*</b> •Blue with dark blue veining. Fragrant, double, ruffled blooms.	H8-12" W8-12"	Spring-Fall Zone 4(-30°)	● ◐ ☞
<b>'Buttercup'</b> •Rich buttery yellow.	H8-12" W8-12"	Spring-Fall Zone 4(-30°)	● ◐ ☞
<b>'Cream'</b> •Creamy white.	H8-12" W8-12"	Spring-Fall Zone 4(-30°)	● ◐ ☞
<b>'Lively Lilac'</b> •Lilac with a white edge.	H8-12" W12-14"	Spring-Fall Zone 4(-30°)	● ◐ ☞
<b>'Pink Ice'</b> •Blush-pink.	H8-12" W8-12"	Spring-Fall Zone 4(-30°)	● ◐ ☞
<b>'Nectarine'</b> •Orange, yellow, and magenta tones.	H8-12" W8-12"	Spring-Fall Zone 4(-30°)	● ◐ ☞
<b>'Valentine'</b> •Intense red.	H8-12" W8-12"	Spring-Fall Zone 4(-30°)	● ◐ ☞

**Prunella *Self Heal*** Short, upright plant with evergreen foliage and snapdragon-like flowers. Very low maintenance.

<b>grandiflora 'Bella Blue'</b> •Dark blue flowers appear on a dense, mounding mat.	H6-8" W8-10"	Early Summer Zone 5(-20°)	● ◐ ☞ ☞ ☼
--	-----------------	------------------------------	--------------

## Pterocephalus *Pincushion Flower*

<b>depressus Moroccan Pincushion Flower</b> •Mat of attractive grey-green, crinkled leaves and blooms large, mauve-pink flowers followed by furry, silver-pink seed heads.	H1-2" W14-18"	Late Spring Zone 5(-20°)	○ ☞
---	------------------	-----------------------------	-----

**Pulmonaria *Lungwort*** A fine mildew resistant plant with a super strong upright habit. Heat and humidity tolerant. Leaves give rise to profuse clusters of flowers.

<b>'High Contrast'</b> •Dark green variegated leaves with ruffled margins and spotted with silver. Blooms emerge pink and mature to blue, with pink and blue flowers often displayed at the same time.	H8-12" W16-20"	Spring Zone 4(-30°)	● ◐ ☞
<b>'Raspberry Splash'</b> •Raspberry blooms with silver spotting on dark green, fuzzy foliage.	H8-12" W18-24"	Spring Zone 4(-30°)	● ◐ ☞ ☞ ☼





<b>'Shrimps on the Barbie'</b> •Amazing number of large, deep, shrimp-pink flowers; foliage is green with prominent white spots.	H6-18" W18-24"	Spring Zone 4(-30°)	
<b>'Silver Bouquet'</b> •Large coral to pink to violet flowers. It has very short stems from flower to foliage. Spectacular silver foliage.	H8-10" W14-22"	Spring Zone 4(-30°)	
<b>'Trevi Fountain'</b> •Cobalt blue with silver spotting on dark green, fuzzy foliage.	H8-12" W18-24"	Spring Zone 4(-30°)	
<b>Pulsatilla Pasque Flower</b> These plants grow ornamental clumps of low growing, deeply cut, silky, hairy green leaves. Bell shaped solitary flowers appear atop thick stems before the foliage emerges. Foliage begins to grow as the flowers fade. Blooms are replaced by silvery, downy seedheads which are quite showy. Doesn't like to be transplanted.			
<b>vulgaris Pasque Flower</b> •Wine-purple with yellow centers.	H6-10" W8-18"	Early Spring Zone 4(-30°)	
<b>Purshia Butterbrush</b>			
<b>mexicana Cliffrose *Native &amp; Waterwise*</b> •White, fragrant flowers with yellow stamens and tiny, blue-green leaves that are sticky to the touch. Great Basin native. Prefers dry, rocky soil.	H96-240" W36-60"	Spring-Summer Zone 4(-30°)	
<b>Ranunculus</b> The bowl shaped tightly packed petals are reminiscent of tissue paper flowers.			
<b>asiaticus 'Sprinkles Dwarf Mix'</b> •Compact and naturally round habit showing large displays of varying colors.	H8-10" W4-5"	Early Spring Zone 8(10°)	
<b>Ratibida Mexican Hat</b>			
<b>columnifera var. pulcherrima Red Midget *Native &amp; Waterwise*</b> •Blooms have reddish-bronze petals that are on a slender cone. Green airy foliage. Heavy reseeder that needs very little water.	H12-24" W18-24"	Summer Zone 4(-30°)	
<b>Rhus Sumac</b>			
<b>aromatica Gro Low Fragrant Sumac *Native &amp; Waterwise*</b> •A low spreader with glossy green foliage and superb orange-red color. A low maintenance groundcover.	H18-24" W60-96"	Spring Zone 3(-40°)	
<b>trilobata Oakleaf Sumac *Native &amp; Waterwise*</b> •Attractive, glossy green leaves that turn bright red in fall. Flowers are chartreuse and inconspicuous. Late summer fruit is red.	H36-48" W72-94"	Spring Zone 4(-30°)	
<b>Rudbeckia Black-eyed Susan</b> These easy-to-grow perennials have golden, daisy-like flowers with black or purple centers. Rudbeckia's bright, summer-blooming flowers give the best effect when planted in masses in a border or wildflower meadow. Some species also have attractive grey-green foliage. In general, Rudbeckias are relatively drought-tolerant and disease-resistant.			
<b>'Denver Daisy'</b> •Yellow with a bronze center.	H18-28" W10-24"	Summer-Early Fall Zone 5(-20°)	
<b>fulgida 'Goldsturm'</b> •Long season of bloom and a sturdy, upright habit. The gold daisy-like flowers have a distinct dark brown central cone and are held on branching stems.	H18-30" W18-24"	Summer-Early Fall Zone 3(-40°)	
<b>fulgida 'Little Goldstar'</b> •Dwarf variety with similar characteristics to Goldsturm. This variety is compact, only reaching knee height. Well branched, flowering yellow.	H14-16" W14-16"	Summer-Early Fall Zone 3(-40°)	
<b>hirta 'Autumn Colors'</b> •Shades of yellow, orange, and rust.	H18-24" W12-18"	Summer-Early Fall Zone 6(-10°)	
<b>hirta 'Cherokee Sunset'</b> •Semi-double rust-orange, brown and yellow.	H24-30" W8-12"	Summer-Early Fall Zone 6(-10°)	
<b>hirta 'Cherry Brandy'</b> •Cherry-red with a chocolate center.	H20-24" W8-18"	Summer-Early Fall Zone 7(0°)	
<b>hirta 'Prairie Sun'</b> •Yellow with an orange ring around a green center.	H24-36" W18-24"	Summer-Early Fall Zone 5(-20°)	



### Rudbeckia *Black-eyed Susan* Continued

<b>hirta 'Sonora'</b> •Radiant gold flowers with a broad mahogany ring around dark centers. Compact bushy habit producing an abundance of flowers.	H12-14" W8-12"	Summer-Early Fall Zone 7(0°)	○ ☼ ✂
<b>triloba 'Blackjack Gold'</b> •Rounded petals of yellow-gold with a black cone.	H24-36" W18-24"	Summer-Early Fall Zone 3(-40°)	○ ☼ ✂
<b>triloba 'Prairie Glow' *New*</b> •Mixed shades of red and orange with golden tips.	H24-40" W12-18"	Summer-Fall Zone 4(-30°)	○ ☼ ✂ ☼ ✂ ☼

**Toto Series (hirta)** This compact strain produces large brown-eyed daisy flowers for months on end. Sshort-lived perennials but will self seed.

<b>'Gold' *New*</b> •Golden yellow with a dark cone.	H8-12" W8-12"	Summer-Early Fall Zone 5(-20°)	○ ☼ ✂
<b>'Lemon'</b> •Lemon-yellow.	H8-12" W8-12"	Summer-Early Fall Zone 5(-20°)	○ ☼ ✂
<b>'Mix'</b> •Mixture of yellows and reds.	H8-12" W8-12"	Summer-Early Fall Zone 5(-20°)	○ ☼ ✂
<b>'Rustic' *New*</b> •Rusty red with golden yellow tips.	H8-12" W8-12"	Summer-Early Fall Zone 5(-20°)	○ ☼ ✂

**Sagina Moss** An extremely popular groundcover plant. This forms a very low moss-like carpet that produce tiny white flowers. Excellent for filling in between the cracks of flagstone paving or in the rock garden.

<b>subulata 'Aurea' Scotch Moss</b> •White flowers with bright, lime-green foliage.	H2-4" W14-18"	Late Spring Zone 4(-30°)	○ ☼
<b>subulata Irish Moss</b> •White flowers with dark green foliage.	H2-4" W14-18"	Late Spring Zone 4(-30°)	○ ☼

**Salvia Sage** Large and diverse group of hardy and tender perennials, annuals, and herbs. Fairly drought tolerant. Bright tubular flowers form on large showy spikes. Foliage is usually aromatic.

<b>'Amistad'</b> •Large, rich royal purple flowers.	H36-50" W36-48"	Summer-Fall Zone 5(-20°)	○ ☼ ☼ ☼ ☼
<b>greggii 'Furmann's Red'</b> •Soft green leaves back the loose clusters of magenta-red flowers.	H18-24" W12-18"	Summer Zone 5(-20°)	○ ☼
<b>greggii 'Wild Thing'</b> •Stunning coral-pink blooms with dark green foliage.	H16-20" W12-14"	Summer Zone 6(-10°)	○ ☼
<b>nemorosa 'Blue By You'</b> •Deep violet-blue flowers and first year flowering. Compact heavy repeat blooming with deadheading.	H18-20" W18-20"	Early Summer Zone 4(-30°)	○ ☼ ☼ ☼ ☼
<b>nemorosa 'Blauhugel' Blue Hills</b> •Light blue.	H16-20" W18-24"	Summer Zone 4(-30°)	○ ☼ ☼ ☼ ☼
<b>nemorosa 'Caradonna'</b> •This variety has a rigidly upright habit and dark purple flower stems which accentuate the bright violet-blue flowers.	H18-24" W12-24"	Summer Zone 3(-40°)	○ ☼ ☼ ☼ ☼
<b>nemorosa 'Caramia'</b> •Compact, upright habit with good branch structure. Flowers in its first year. Dark stems produce dark blue blooms.	H14-18" W6-10"	Summer Zone 4(-30°)	○ ☼ ☼ ☼ ☼
<b>nemorosa 'Mainacht' May Night</b> •Produces dense spikes of deep, violet-purple flowers.	H18-24" W18-24"	Summer Zone 3(-40°)	○ ☼ ☼ ☼ ☼
<b>nemorosa 'Marcus'</b> •A dwarf salvia with deep, rich purple color, outstanding compact habit and incredible bloom time.	H10-12" W8-12"	Summer Zone 3(-40°)	○ ☼ ☼ ☼ ☼
<b>nemorosa 'Ostfriesland' East Friesland</b> •Heavy flowering of vivid, violet-purple spikes over a nicely textured leaf.	H16-24" W8-18"	Summer Zone 3(-40°)	○ ☼ ☼ ☼ ☼

**LEGEND:** ☼=Pollinator • ✂=Cut Flower • ☼=Drought Resistant • ☼=Deer Resistant  
▲=Native/Waterwise • ○=Full Sun • ☼=Part Sun • ●=Full Shade • H=Height • W=Width



<b>nemorosa 'Sallyrosa April Night'</b> •Blooms earlier and longer than others of its species. Dwarf variety that is strong, drought and mildew-tolerant. Dark purple blooms.	H12-14" W12-14"	Summer-Fall Zone 5(-20°)	
<b>nemorosa 'Schneehugel' Snow Hill</b> •An exceptionally long bloomer with numerous spikes of bright white flowers set against grey-green foliage.	H12-18" W12-18"	Summer Zone 3(-40°)	
<b>pachyphylla Mojave Sage *Native &amp; Waterwise*</b> •Intensely aromatic evergreen foliage. Silver-green leaves set off persistent mauve bracts that surround a rose flower.	H30-36" W24-36"	Summer-Fall Zone 5(-20°)	
<b>Marvel Series (nemorosa)</b> This series flaunts ultra large flowers and the scented foliage helps keep deer and rabbits from nibbling.			
<b>'Blue'</b> •Large spikes of deep blue flowers.	H12-18" W12-18"	Summer Zone 4(-30°)	
<b>'Rose'</b> •Large spikes of deep rose flowers.	H10-12" W10-12"	Summer Zone 4(-30°)	
<b>'Sky Blue'</b> •Light blue flowers that require little to no maintenance.	H12-16" W12-18"	Summer Zone 4(-30°)	
<b>Santolina</b>			
<b>virens 'Lemon Fizz'</b> •Chartreuse mounds of fragrant foliage with bright yellow flowers. Compact rounded habit.	H12-18" W12-24"	Summer Zone 6(-10°)	
<b>Saponaria Soapwort</b> Called soapwort because crushing the leaves in water forms a lather that once was used as a soap. Thick, oval, dark green leaves covered with single flowers.			
<b>lempergii 'Max Frei'</b> •Compact with branched, trailing stems of soft, blue-green oval leaves. Clusters of pink flowers cover the plant.	H8-16" W12-16"	Summer Zone 3(-40°)	
<b>ocymoides 'Soapwort'</b> •Plant forms a nice carpet of semi-evergreen foliage and produces small sprays of pink flowers.	H4-12" W18-24"	Spring Zone 4(-30°)	
<b>Saxifraga Rockfoil</b> They are evergreen and form a dense mat of rosettes. Often used in rock gardens.			
<b>Touran Series (arendsii)</b> This series offers a nice compact habit combined with an abundance of flowers.			
<b>'Deep Red'</b> •Red flowers open from tiny buds on compact, green foliage that makes a great backdrop for short flower stems.	H2-6" W6-12"	Spring Zone 5(-20°)	
<b>'Pink'</b> •Forms a low evergreen cushion or mound of bright green leaves, bearing short stems of upfacing, cup-shaped bright pink flowers.	H2-6" W6-12"	Spring Zone 5(-20°)	
<b>'Scarlet'</b> •Bright green leaves bearing short stems of upfacing, cup-shaped scarlet red flowers.	H2-6" W6-12"	Spring Zone 5(-20°)	
<b>'White'</b> •Low mound of bright green leaves bearing short stems of upfacing, cup-shaped white flowers.	H2-6" W6-12"	Spring Zone 5(-20°)	

# PERENNIALS



PERENNIAL  
FAVORITES

**Scabiosa Pincushion** Excellent border plant with soft green foliage. Flower stamens protrude, inspiring the name "Pincushion Flower". Exceptionally long blooming.

<b>columbaria 'Blue Note'</b> •Low mound of lacy, grey-green leaves bearing a very long display of small, button-shaped flowers in a soft lavender-blue shade.	H8-10" W8-12"	Summer Zone 5(-20°)	○ ● ✂ ✂
<b>columbaria 'Butterfly Blue'</b> •Lavender-blue flowers sit atop wiry stems which hover over the short mound of ferny, basal foliage.	H12-18" W12-18"	Summer Zone 5(-20°)	○ ● ✂ ✂
<b>columbaria 'Flutter Vivid Violet'</b> •Large vivid violet flowers bloom on wiry stems with low, mounding, mildew-resistant foliage.	H12-18" W12-18"	Summer Zone 5(-20°)	○ ● ✂ ✂
<b>columbaria 'Pink Mist'</b> •Pink flowers with a hint of lavender are borne atop wiry stems over a long period beginning in early summer. They hover over the short mound of ferny basal foliage. This is a reliable, long-blooming selection.	H12-18" W12-18"	Summer Zone 5(-20°)	○ ● ✂ ✂
<b>japonica 'Ritz Rose'</b> •Delicate rosy pink pincushion flowers bloom over glossy green leaves.	H6-8" W6-8"	Summer Zone 5(-20°)	○ ● ✂ ✂

**Sedum Creeping Stonecrop** Fleshy, succulent plants suited to the sunny rock garden or border. Extensive choice of foliage types, heights and colors.

<b>acre 'Utah'</b> •Fast growing yellow to green tipped groundcover. Blooms yellow in spring with good fall color.	H2-3" W24-36"	Spring Zone 3(-40°)	○ ● ☞ ☞
<b>album 'Coral Carpet'</b> •Pink flowers with coral and green foliage.	H2-6" W12-18"	Late Summer-Fall Zone 4(-30°)	○ ☞ ☞
<b>cauticola Lidakense</b> •Rounded, blue-grey leaves. Pink flowers are produced which age to carmine-red.	H2-4" W8-12"	Late Summer-Fall Zone 4(-30°)	○ ☞ ☞
<b>dasyphyllum Major</b> •White flowers with silver-blue foliage.	H2-4" W8-12"	Late Summer-Fall Zone 4(-30°)	○ ☞ ☞
<b>forsterianum 'Oracle'</b> •Bright yellow flowers with grey-green foliage.	H2-8" W12-18"	Late Summer-Fall Zone 4(-30°)	○ ☞ ☞
<b>forsterianum 'Silver Stone'</b> •Yellow flowers with silver-blue foliage.	H6-10" W12-18"	Late Summer-Fall Zone 4(-30°)	○ ☞ ☞
<b>glaucophyllum Creeping Stonecrop</b> •Prostrate, mat-forming evergreen. The leaves are blue-green, rounded, arranged in a dense spiral on the stems.	H2-4" W8-12"	Late Summer-Fall Zone 5(-20°)	○ ● ☞ ☞
<b>globosum 'Old Man Bones'</b> •Yellow flowers with dark green, globular, puffed foliage.	H2-4" W8-12"	Late Summer-Fall Zone 4(-30°)	○ ☞ ☞
<b>'Green Ball'</b> •Light green round foliage.	H2-4" W8-12"	Late Summer-Fall Zone 4 (-30°)	○ ☞
<b>hakonense 'Chocolate Ball'</b> •Chocolate red foliage.	H2-6" W12-18"	Late Summer-Fall Zone 4(-30°)	○ ☞ ☞
<b>'Harvest Moon'</b> •Tight, tiny, silver and purple succulent rosettes produce stars of yellow flowers.	H4-8" W8-10"	Summer-Fall Zone 3(-40°)	○ ☞ ☞
<b>'Little Missy'</b> •Pink flowers with a green and white variegation.	H2-4" W8-12"	Late Summer-Fall Zone 4(-30°)	○ ☞ ☞
<b>lineare 'Sea Urchin'</b> •Yellow flowers with a long, slender dark green foliage with a white edge.	H2-4" W24-36"	Late Summer-Fall Zone 4(-30°)	○ ☞ ☞
<b>'Little Miss Sunshine'</b> •Dark green glossy foliage with yellow flowers.	H6-8" W18-20"	Late Spring-Summer Zone 3(-40°)	○ ● ☞ ☞
<b>lydium 'Mossy'</b> •Succulent, evergreen leaves turn bronzy-red in fall. Clusters of white flowers appear in early summer.	H2-4" W8-12"	Late Summer-Fall Zone 3(-40°)	○ ☞ ☞



<b>makinoi 'Ogon'</b> •Yellow flowers with gold foliage.	H2-4" W12-18"	Late Summer-Fall Zone 4(-30°)	○ ☙ ☚
<b>pachycados <i>Creeping Stonecrop</i></b> •Blue-green rosettes. Foliage edges are notched and scalloped. Tiny white star-shaped flowers appear in summer.	H2-3" W12-14"	Summer Zone 5(-20°)	○ ☙ ☚ ☙ ☚
<b>'Painted Pebble'</b> •Grey-green foliage with rosy pink blooms.	H2-4" W8-12"	Late Summer-Fall Zone 4(-30°)	○ ☙
<b>'Red Canyon'</b> •Low growing, with vibrant red-violet color and light pink flowers.	H4-6" W14-18"	Late Summer-Fall Zone 5(-20°)	○ ☙ ☚ ☙ ☚
<b>reflexum 'Blue Spruce'</b> •Yellow flowers with silvery-blue foliage.	H8-10" W18-24"	Late Summer-Fall Zone 4(-30°)	○ ☙ ☚
<b>'Rocky'</b> •Grey green foliage and pink blooms.	H2-4" W8-12"	Late Summer-Fall Zone 4(-30°)	○ ☙
<b>rupestre 'Angelina'</b> •Golden yellow foliage.	H2-6" W12-24"	Late Summer-Fall Zone 4(-30°)	○ ☙ ☚
<b>rupestre 'Lemon Ball'</b> •Yellow needle-like foliage. Produces yellow flowers.	H3-6" W10-12"	Late Summer-Fall Zone 3(-40°)	○ ☙ ☚ ☙ ☚
<b>rupestre 'Prima Angelina'</b> •This variety has a denser, more compact habit. The needle-shaped leaves are more vivid golden color than Angelina.	H3-6" W6-8"	Late Summer-Fall Zone 4(-30°)	○ ☙ ☚ ☙ ☚
<b>rupestre 'Silver'</b> •Yellow flowers with silver foliage.	H2-4" W10-12"	Late Summer-Fall Zone 4(-30°)	○ ☙ ☚
<b>sediforme 'Turquoise Tails Blue'</b> •Creamy yellow flowers with blue foliage.	H4-6" W8-12"	Late Summer-Fall Zone 4(-30°)	○ ☙ ☚
<b>sieboldii 'Aureo Mediovariegata'</b> •Pink flowers with blue and yellow variegated foliage.	H6-8" W8-18"	Late Summer-Fall Zone 4(-30°)	○ ☙ ☚
<b>spurium 'Red Carpet'</b> •Carmine red flower with burgundy foliage.	H2-6" W12-18"	Late Summer-Fall Zone 4(-30°)	○ ☙ ☚
<b>spurium 'Ruby Mantle'</b> •Pink flower with burgundy foliage.	H2-6" W12-18"	Late Summer-Fall Zone 4(-30°)	○ ☙ ☚
<b>spurium 'Summer Glory'</b> •Pink flower with dark green foliage.	H2-6" W12-18"	Late Summer-Fall Zone 4(-30°)	○ ☙ ☚
<b>spurium 'Tri-Color'</b> •Pink flowers with a white and green variegated foliage.	H2-6" W12-18"	Late Summer-Fall Zone 4(-30°)	○ ☙ ☚
<b>spurium 'Voodoo'</b> •Rose flower with dark purple foliage.	H2-6" W12-18"	Late Summer-Fall Zone 4(-30°)	○ ☙ ☚
<b>'Steel the Show'</b> •A low, spreading plant that forms a solid mat of bright, blue green foliage.	H6-8" W14-16"	Late Summer-Fall Zone 3(-40°)	○ ☙ ☚
<b>takesimense 'Atlantis'</b> •Low growing clumping succulent with bright green and cream variegated foliage. Yellow flowers.	H4-6" W10-12"	Late Summer-Fall Zone 4(-30°)	○ ☙ ☚ ☙ ☚
<b>ussurience 'Pink Beacon'</b> •Dark green to bronze foliage. Carmine red flowers. Semi-upright habit.	H2-4" W12-15"	Late Summer-Fall Zone 4(-30°)	○ ☙ ☚ ☙ ☚



# PERENNIALS



PERENNIAL  
FAVORITES

**Sedum Sunsparkler Series** This series boasts attractive succulent foliage, early fall flowering and extended bloom time. These groundcover Sedums grow larger flower clusters.

<b>'Blue Elf'</b> •Steel-blue, tufted foliage rosettes with numerous lateral branches that produce tight clusters of dark pink flowers.	H6-12" W8-18"	Late Summer-Fall Zone 4(-30°)	○ ♀ ☀️ 🦌
<b>'Cherry Tart'</b> •Pink flowers with dark red foliage.	H6-12" W8-18"	Late Summer-Fall Zone 4(-30°)	○ ♀ ☀️ 🦌
<b>'Dazzleberry'</b> •Raspberry pink flowers with smokey-blue foliage.	H6-12" W8-18"	Late Summer-Fall Zone 4(-30°)	○ ♀ ☀️ 🦌
<b>'Firecracker'</b> •Pink flowers with red to green foliage.	H6-12" W8-18"	Late Summer-Fall Zone 4(-30°)	○ ♀ ☀️ 🦌
<b>'Jade Tuffet'</b> •A smaller upright Sedum with narrow shiny green leaves, cherry red stems, and masses of pink flowers.	H14-18" W8-18"	Late Summer-Fall Zone 4(-30°)	○ ♀ ☀️ 🦌
<b>'Lime Twister'</b> •Small lime-green leaves outlined in bright cherry-red produces pink flowers.	H6-12" W8-18"	Late Summer-Fall Zone 4(-30°)	○ ♀ ☀️ 🦌
<b>'Lime Zinger'</b> •Pink flowers with lime-green foliage.	H6-12" W8-18"	Late Summer-Fall Zone 4(-30°)	○ ♀ ☀️ 🦌
<b>'Wildfire'</b> •Red with pink edges, blooms pink flowers.	H6-12" W8-18"	Late Summer-Fall Zone 4(-30°)	○ 🌑 ☀️ 🦌

## Sedum Upright Stonecrop

<b>'Autumn Charm' *New*</b> •Variegated foliage of green and cream with white buds that open to pink.	H14-18" W14-18"	Late Summer-Fall Zone 4(-30°)	○ ♀ ☀️ 🦌
<b>'Autumn Fire'</b> •Rosy red flowers with green foliage.	H12-30" W18-24"	Late Summer-Fall Zone 4(-30°)	○ ♀ ☀️ 🦌
<b>'Autumn Joy'</b> •Coppery pink flowers with green foliage.	H12-24" W18-24"	Late Summer-Fall Zone 4(-30°)	○ ♀ ☀️ 🦌
<b>'Class Act'</b> •Mound of green succulent foliage topped with large, deep carmine-pink flower clusters that age to russet.	H18-23" W18-23"	Late Summer-Fall Zone 4(-30°)	○ ♀ ☀️
<b>'Crystal Pink'</b> •Large flowers of soft pink on shorter, sturdier stems than other varieties.	H9-12" W14-16"	Late Summer-Fall Zone 4(-30°)	○ ♀ ☀️
<b>'Little Miss Sunshine' *New*</b> •Dark green glossy foliage produces pretty yellow flowers.	H6-8" W18-20"	Late Summer-Fall Zone 3(-40°)	○ ♀ ☀️
<b>'Mr. Goodbud'</b> •Dark pink flowers with deep blue-green foliage.	H12-18" W18-20"	Late Summer-Fall Zone 4(-30°)	○ ♀ ☀️ 🦌
<b>'Neon' *New*</b> •Deep purple pink with grey-green foliage.	H15-18" W12-15"	Late Summer-Fall Zone 4(-30°)	○ ♀ ☀️ 🦌
<b>'Powderpuff' *New*</b> •Rosy pink over green foliage.	H8-10" W16-18"	Late Summer-Fall Zone 3(-40°)	○ ♀ ☀️
<b>'Spellbound' *New*</b> •Soft pink buds open to creamy flowers over grey-green leaves.	H18-20" W30-32"	Late Summer-Fall Zone 3(-40°)	○ ♀ ☀️
<b>'Vera Jameson'</b> •Rose flower with silver-green foliage and rose stems.	H8-12" W12-18"	Late Summer-Fall Zone 4(-30°)	○ ♀ ☀️ 🦌
<b>telephium 'Matrona'</b> •Red flowers with grey-green leaves edged in dark pink with purple stems.	H18-24" W12-18"	Late Summer-Fall Zone 4(-30°)	○ ♀ ☀️ 🦌



**Touchdown Series (telephium)** Compact, low habit, with superior vigor and multiple crowns that grow quickly.

<b>'Teak'</b> •Rose flowers with blue-green foliage.	H6-12" W12-16"	Late Summer-Fall Zone 4(-30°)	○ ☼ ☼ ☼
---	-------------------	----------------------------------	------------

**Sempervivum *Hen and Chicks*** Well-known succulents with evergreen rosettes of leaves surrounded by smaller rosettes known as chicks. After flowering, the mother rosette dies to leave room for the chicks.

<b>arachnoideum 'Clairchin'</b> •Light green with fine silvery web-like hairs.	H2-6" W6-12"	Summer Zone 3(-40°)	○ ☼ ☼
<b>arachnoideum 'Cobweb'</b> •Pale green with fine silvery web-like hairs.	H2-6" W6-12"	Summer Zone 3(-40°)	○ ☼ ☼
<b>arachnoideum 'Forest Frost'</b> •Grey threads that weave over tips of pale green rosettes.	H3-6" W6-8"	Summer Zone 3(-40°)	○ ☼ ☼
<b>arachnoideum 'Spumanti'</b> •Silver with rose tips and fine silvery web-like hairs.	H2-6" W6-12"	Summer Zone 3(-40°)	○ ☼ ☼
<b>'Averill'</b> •Blue-green with red tips.	H2-6" W6-12"	Summer Zone 3(-40°)	○ ☼ ☼
<b>'Black'</b> •Green with dark red tips.	H2-6" W6-12"	Summer Zone 3(-40°)	○ ☼ ☼
<b>'Blue Boy'</b> •Blue-grey with lilac tips.	H2-6" W6-12"	Summer Zone 3(-40°)	○ ☼ ☼
<b>'Bronco'</b> •Dark green with red tips.	H2-6" W6-12"	Summer Zone 3(-40°)	○ ☼ ☼
<b>calcareum 'Mrs. Giuseppi'</b> •Diamond shaped red tips on green leaves.	H2-6" W6-12"	Summer Zone 4(-30°)	○ ☼ ☼
<b>'Carmen'</b> •Green with purple tips.	H2-6" W6-12"	Summer Zone 3(-40°)	○ ☼ ☼
<b>'Centennial' *New*</b> •Large, flat dusty purple rosettes that shade to green toward the center.	H6-8" W6-8"	Summer Zone 4(-30°)	○ ☼ ☼
<b>'Commander Hay'</b> •Deep red and green.	H2-6" W6-12"	Summer Zone 3(-40°)	○ ☼ ☼
<b>'Dea'</b> •Soft green with red tips.	H2-6" W6-12"	Summer Zone 3(-40°)	○ ☼ ☼
<b>'Desert Bloom'</b> •Rose tinted grey-green.	H2-6" W6-12"	Summer Zone 3(-40°)	○ ☼ ☼
<b>'Emerald Empress'</b> •Rosettes of emerald-green, flushed bronze in the cool months.	H4-8" W6-12"	Summer Zone 3(-40°)	○ ☼ ☼
<b>'Fuzzy Wuzzy'</b> •Green with fuzzy white tips.	H2-6" W6-12"	Summer Zone 3(-40°)	○ ☼ ☼
<b>'Green Wheels'</b> •Bright green with maroon tips. New plants grow between the leaves.	H2-6" W6-12"	Summer Zone 3(-40°)	○ ☼ ☼
<b>'Hopewell'</b> •Lemon-lime green with red tips.	H2-6" W6-12"	Summer Zone 3(-40°)	○ ☼ ☼
<b>'Jade Rose'</b> •Rose with green tips.	H2-6" W6-12"	Summer Zone 3(-40°)	○ ☼ ☼
<b>'Jubilee'</b> •Narrow velvet leaves are green bordered in pink.	H2-6" W6-12"	Summer Zone 3(-40°)	○ ☼ ☼
<b>'Kalinda'</b> •Tight green heads with burgundy tips.	H2-6" W6-12"	Summer Zone 3(-40°)	○ ☼ ☼
<b>'Lavender and Old Lace'</b> •Green with red tips.	H2-6" W6-12"	Summer Zone 3(-40°)	○ ☼ ☼
<b>'Mona Lisa'</b> •Red with soft green and minor cobwebbing in the center.	H2-6" W6-12"	Summer Zone 3(-40°)	○ ☼ ☼
<b>'Pacific Blue Ice'</b> •Icy blue-green in color, becoming flushed with rose towards the center.	H3-4" W8-12"	Summer Zone 3(-40°)	○ ☼ ☼



### Sempervivum *Hen and Chicks* Continued

<b>'Pruhonice'</b> •Large rosettes of green in the center with a flush of crimson at the tips.	H2-6" W6-12"	Summer Zone 3(-40°)	○ ☹ ☹
<b>'Purple Passion'</b> •Medium-size, dark purple rosettes with a touch of green in the edges.	H2-6" W6-12"	Summer Zone 3(-40°)	○ ☹ ☹
<b>'Red Nails'</b> •This miniature selection is lightly webbed with blue-green rosettes, each tip dipped in burgundy.	H2-4" W2-8"	Summer Zone 3 (-40°)	○ ☹ ☹
<b>'Red Rubin'</b> •Large rosettes of lemon lime green, with pink blush on the newer leaves.	H2-6" W6-12"	Summer Zone 3(-40°)	○ ☹ ☹
<b>'Reinhardt'</b> •Apple green rosettes with near black tips.	H2-3" W8-12"	Summer Zone 3(-40°)	○ ☹ ☹
<b>'Rubikon'</b> •Ruby red with green nearing the centers.	H2-6" W6-12"	Summer Zone 3(-40°)	○ ☹ ☹
<b>'Silverine'</b> •Silver-green with red-purple base.	H2-6" W6-12"	Summer Zone 3(-40°)	○ ☹ ☹
<b>'Sunset'</b> •Green with dark tips.	H2-6" W6-12"	Summer Zone 3(-40°)	○ ☹ ☹
<b>'Thunder'</b> •Solid dark burgundy.	H2-6" W6-12"	Summer Zone 3(-40°)	○ ☹ ☹

### Chick Charms Series Exemplary colors, forms and hardiness.

<b>'Appletini'</b> •Bicolor green with dark burgundy tips.	H1-2" W8-12"	Summer Zone 3(-40°)	○ ☹ ☹
<b>'Citrus Sunrise' *New*</b> •In early spring the leaves are striped with cream, red and green. After a few weeks it will transform to mostly red with cream edges.	H1-2" W8-12"	Summer Zone 3(-40°)	○ ☹ ☹
<b>'Gold Nugget'</b> •Bicolor gold foliage tipped in red.	H2-3" W8-12"	Summer Zone 3(-40°)	○ ☹ ☹
<b>'Mint Marvel'</b> •Bicolor dark green with dark burgundy tips.	H2-3" W8-12"	Summer Zone 3(-40°)	○ ☹ ☹
<b>'Pineapple Paradise'</b> •Gold with red centers.	H2-3" W8-12"	Summer Zone 3(-40°)	○ ☹ ☹
<b>'Sugar Shimmer' *New*</b> •Fuzzy light green leaves with red pointed tips.	H2-3" W8-12"	Summer Zone 4(-30°)	○ ☹ ☹

### Silene *Catchfly* Flowers similar to Lychnis but mostly low growing for rock gardens, walls or edging.

<b>schafta 'Persian Carpet'</b> •More compact and richer flowering than Splendens, producing a carpet of soft pink blooms.	H4-6" W8-12"	Summer Zone 4(-30°)	○ ☹
---	-----------------	------------------------	-----

### Solidago *Golden Rod* A native plant with branching clusters of flowers and deep green foliage. A long, summer blooming plant.

<b>'Little Lemon'</b> •Lemon yellow blooms over a dark green compact foliage.	H8-14" W12-18"	Late Summer-Fall Zone 4(-30°)	○ ☹ ☹
<b>rugosa 'Fireworks'</b> •Electric yellow flowers on tall sturdy stems.	H36-48" W24-36"	Fall Zone 4(-30°)	○ ☹ ☹

### Sphaeralcea *Globemallow*

<b>grossularifolia Gooseberry-leaf Globemallow *Native &amp; Waterwise*</b> •Star-shaped flowers are light orange in color. Deeply divided leaves are a light green.	H18-36" W12-24"	Summer Zone 4(-30°)	○ ☹ ☹
<b>munroana Munro Globemallow *Native &amp; Waterwise*</b> •Bright-green round toothed foliage on slender stems with numerous five-petaled, salmon-orange flowers on leafy spikes.	H12-24" W18-24"	Summer Zone 4(-30°)	○ ☹ ☹



## Stachys *Betony* Low spreading mat of woolly silver-grey leaves with spikes of flowers.

<b>byzantina 'Countess Helen von Stein'</b> •Velvet silver-green foliage.	H12-18" W18-24"	Insignificant Zone 4(-30°)	○ ☹
<b>byzantina 'Silver Carpet'</b> •Woolly silver foliage.	H8-12" W8-18"	Insignificant Zone 4(-30°)	○ ☹
<b>officinalis 'Hummelo'</b> •Purple with green foliage.	H18-20" W8-12"	Early Summer Zone 4(-30°)	○ ☹

## Tanacetum *Painted Daisy* Lacy fern-like foliage. Daisy-like flowers 2 1/2" wide that bloom on wiry stems.

<b>densum ssp. amani Partridge Feather *Native &amp; Waterwise*</b> •Soft spreading silver-white foliage with feather-like texture and yellow button flowers. Plant Select	H8-10" W8-12"	Early Summer Zone 4(-30°)	○ ☙ ▲
--	------------------	------------------------------	----------

## Robinson's Series (*coccineum*) These plants have foliage that is bright green and ferny similar to a Yarrow, with upright stems bearing loads of single yellow-eyed daisies.

<b>'Crimson'</b> •Daisy-like scarlet-red flowers with a bright yellow center.	H24-36" W12-18"	Summer Zone 3(-40°)	○ ☙ ✂
<b>'Mix'</b> •Colorful assortment of white, pink and red daisy-like flowers all with a bright yellow center.	H24-36" W16-20"	Summer Zone 3(-40°)	○ ☙ ✂

## Tetranneuris (*Hymenoxys*)

<b>acaulis v. arizonica 'Sol Dancer' *Native &amp; Waterwise*</b> •Produces numerous, airy, yellow daisy-like flowers that suspend above a tuft of light green basal foliage. Requires no deadheading. <b>Sego Supreme</b>	H12-18" W12-14"	Early Spring-Summer Zone 3(-40°)	○ ☙ ☙ ▲
<b>scaposa 'Four-Nerve Daisy'</b> •Long narrow leaves of grey-green foliage form a clump from which the flower stems arise. Bright yellow flowers can cover the entire plant.	H4-8" W6-8"	Early Spring Zone 4(-30°)	○ ☙ ☙ ▲

## Teucrium *Germander*

<b>arosanum 'Majoricum'</b> •Grey-green leaved, evergreen groundcover is very fragrant with a sweet honeysuckle scent. Purple-mauve colored blooms.	H12-18" W24-36"	Late Spring-Summer Zone 4(-30°)	○ ☙ ☙ ☙ ☙
<b>chamaedrys 'Prostratus'</b> •Extremely low-growing. The glossy, dark green leaves are small with serrated margins and produce pink-purple blossoms.	H6-10" W24-36"	Late Spring-Summer Zone 4(-30°)	○ ☙ ☙ ☙
<b>chamaedrys 'Germander'</b> •Dwarf evergreen shrubby plant with glossy green foliage. Short spikes of rosy purple flowers.	H12-24" W8-10"	Summer Zone 4(-30°)	○ ☙ ☙

## Thalictrum *Meadow Rue*

<b>aquilegifolium Meadow Rue</b> •Clusters of fluffy lilac flowers over Columbine-like foliage.	H24-30" W18-24"	Summer Zone 4(-30°)	○ ☙ ☙
--	--------------------	------------------------	-------

## Thymus *Creeping Thyme* Bushy or mat-forming herbs with small aromatic leaves and short spikes of flowers. Creeping habit makes an attractive ground cover.

<b>citriodorus 'Archers Gold'</b> •Pink flowers with gold foliage and a citrus fragrance.	H2-6" W8-12"	Spring-Summer Zone 4(-30°)	○ ☙
<b>citriodorus 'Doone Valley'</b> •Purple flowers with white and green variegated foliage and a citrus fragrance.	H2-6" W8-12"	Spring-Summer Zone 4(-30°)	○ ☙
<b>pseudolanuginosus Woolly</b> •Pink with woolly, silver-grey foliage.	H2-6" W8-12"	Spring-Summer Zone 4(-30°)	○ ☙
<b>serpyllum 'Elfin'</b> •Ornamental herb with purple blooms and tiny evergreen leaves.	H2-6" W12-24"	Spring-Summer Zone 4(-30°)	○ ☙
<b>serpyllum 'Magic Carpet'</b> •Produces pink rounded flower heads with lemon scented foliage.	H2-6" W12-24"	Spring-Summer Zone 4(-30°)	○ ☙
<b>serpyllum 'Pink Chintz'</b> •Salmon-pink flowers cover fuzzy, grey-green leaves.	H2-6" W12-24"	Spring-Summer Zone 4(-30°)	○ ☙



### Tradescantia Spiderwort Delightful three-petal flowers atop grass-like foliage.

<b>'Amethyst Kiss'</b> •Large clusters of periwinkle blue flowers with dark yellow stamens; one of the longest blooming Spiderworts.	H12-18" W12-18"	Early Summer Zone 4(-30°)	○ ● ♀
<b>'Concord Grape'</b> •Triangular violet-blue flowers with fuzzy purple stamens tipped with golden yellow pollen over blue-green foliage.	H14-20" W18-24"	Early Summer Zone 4(-30°)	○ ● ♀
<b>'Red Cloud'</b> •Triangular, rose-purple blossoms. Each 3 petaled flower only lasts for one day, but due to the plant's bud count, it will be in color for up to eight weeks. The flowers are self-cleaning.	H15-18" W12-24"	Early Summer Zone 3(-40°)	○ ● ♀
<b>'Zwanenburg Blue'</b> •Large flowers in a rich violet-blue shade.	H18-24" W18-24"	Early Summer Zone 4(-30°)	○ ● ♀

### Veronica Speedwell

<b>austriaca 'Venice Blue' Creeping Speedwell</b> •Large bright blue flowers on short sturdy stems.	H10-12" W10-12"	Early Spring Zone 4(-30°)	○ ● 🦌
<b>'Giles Van Hees'</b> •The dwarf, compact, dark green foliage forms a nice mound topped by bright pink flower spikes.	H6-14" W8-12"	Summer Zone 4(-30°)	○ ● ♀
<b>liwanensis Turkish Creeping Speedwell</b> •Masses of cobalt-blue flowers, backed by rugged deep green leaves.	H2-4" W12-18"	Spring Zone 4(-30°)	○ ● ♀
<b>longifolia 'First Choice'</b> •Lavender flowers over attractive deep green foliage.	H16-20" W10-18"	Summer Zone 4(-30°)	○ ● ♀
<b>longifolia 'First Glory'</b> •Compact, clump forming plant of glossy green leaves with true blue blossoms on upright spikes.	H12-18" W12-18"	Summer Zone 4(-30°)	○ ● ✂
<b>longifolia 'First Kiss'</b> •This forms a mound of attractive deep green foliage, bearing numerous spikes of soft pink flowers.	H22-24" W20-22"	Summer Zone 4(-30°)	○ ● ✂
<b>longifolia 'First Lady'</b> •Deep green foliage, with pure white flowers on upright spikes.	H12-18" W12-18"	Summer Zone 4(-30°)	○ ● ♀
<b>longifolia 'First Love'</b> •This forms a low mound of green foliage, bearing spikes of glowing fluorescent-pink flowers.	H10-12" W12-18"	Summer Zone 4(-30°)	○ ● ✂
<b>longifolia 'First Memory'</b> •This forms a mound of attractive deep green foliage, bearing numerous spikes of nice, soft blue flowers.	H22-24" W20-22"	Summer Zone 4(-30°)	○ ● ✂
<b>peduncularis 'Georgia Blue' Creeping Speedwell</b> •Powder blue with a small white center; foliage is a dark purple and green.	H4-6" W12-18"	Early Spring Zone 3(-40°)	○ ● 🌵
<b>'Perfectly Picasso'</b> •Paintbrush-like spikes with white buds opening to light pink blooms atop dark green foliage.	H22-26" W22-24"	Summer Zone 4(-30°)	○ ● ♀
<b>prostrata 'Whitewater' Creeping Speedwell</b> •Pure white flowers with glassy, dark green foliage which turns burgundy in fall.	H2-6" W12-18"	Early Spring Zone 4(-30°)	○ ● ♀
<b>'Purpleicious'</b> •Compact habit is free flowering and long blooming. The densely packed, dark purple spikes are displayed above dark green foliage.	H16-24" W12-18"	Summer Zone 4(-30°)	○ ● ✂
<b>'Reavis' Crystal River Creeping Speedwell</b> •Pale lavender-blue with a small white center.	H2-4" W12-18"	Late Spring Zone 4(-30°)	○ ● ♀
<b>'Royal Rembrandt'</b> •Violet-purple paintbrush-like spikes atop dark green foliage.	H18-22" W18-22"	Summer Zone 4(-30°)	○ ● ♀
<b>'Snowmass'</b> •Small, four-petaled white flowers with a blue eye.	H1-2" W14-18"	Summer Zone 3(-40°)	○ ● 🦌



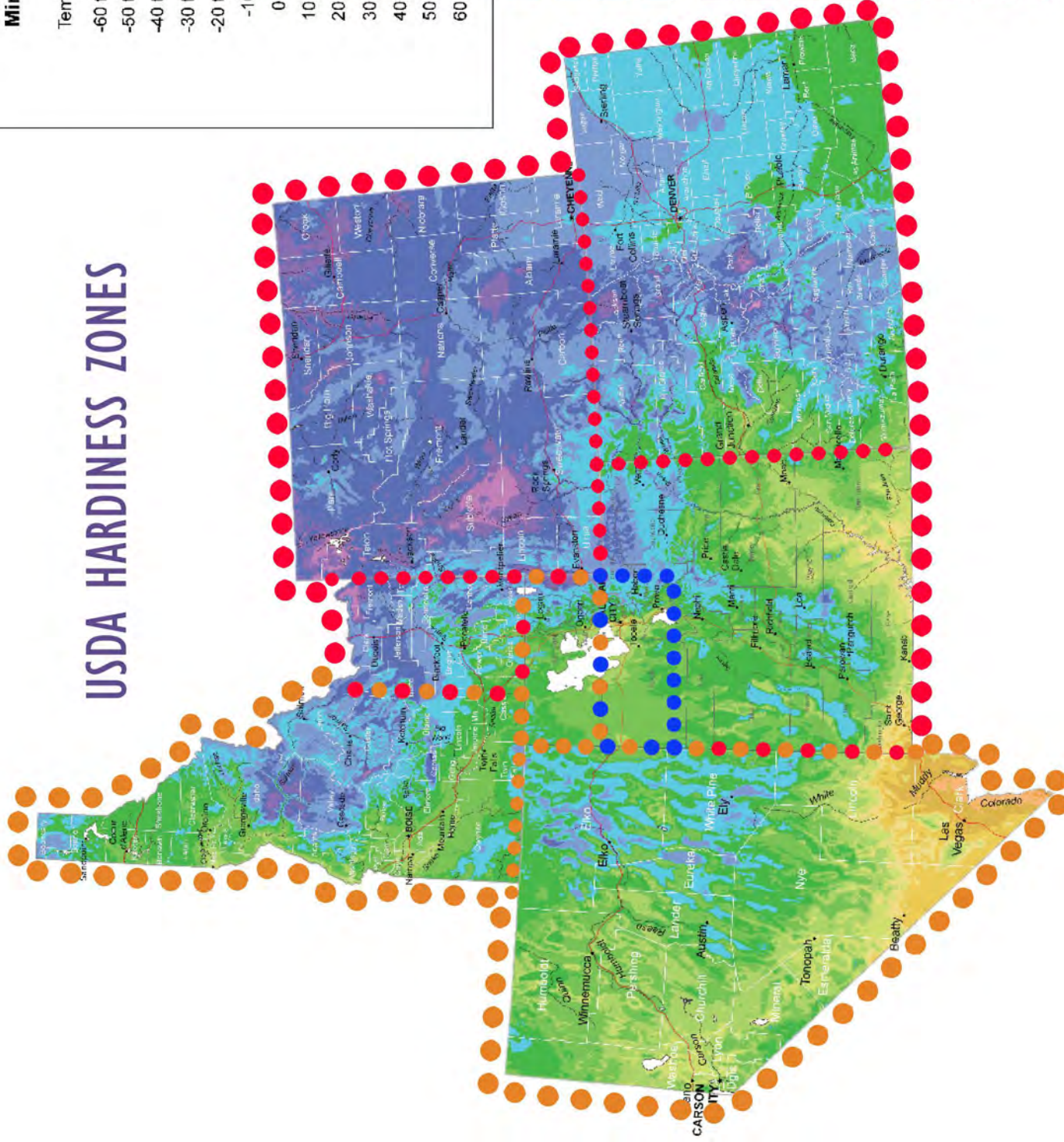


<b>spicata 'Royal Candles'</b> •Masses of violet-blue spikes grow up above the compact, upright, deep green foliage.	H12-18" W12-18"	Summer Zone 4(-30°)	○ ● ✂ ✂
<b>spicata' Sightseeing Mix' *New*</b> •Large flower spikes in shades of pink, violet-blue, and white.	H24-36" W12-18"	Summer Zone 4(-30°)	○ ● ● ✂
<b>'Very Van Gogh'</b> •More compact variety with purple spikes that have a very long bloom season.	H18-22" W20-24"	Summer Zone 4(-30°)	○ ● ● ✂
<b>'Waterperry Blue' Creeping Speedwell</b> •Sky blue with a small white center.	H4-6" W12-18"	Summer Zone 4(-30°)	○ ● ● ✂
<b>Vinca Periwinkle</b>			
<b>minor 'Bowles'</b> •Violet-blue flowers against small, glossy lime-green leaves edged with white. Evergreen foliage.	H2-4" W12-18"	Summer Zone 5(-20°)	● ●
<b>Viola Sweet Violet</b> Hardy perennial has fragrant, Pansy blooms with trailing, compact, dark green foliage.			
<b>corsica 'Corsican Violet'</b> •Deep violet-blue with a tiny yellow center.	H4-6" W8-10"	Spring Zone 4(-30°)	● ●
<b>Celestial Series (cornuta)</b>			
<b>'Blue Moon'</b> •Creamy white flowers, lightly washed in sky-blue and accented by bright yellow eyes.	H6-8" W8-10"	Spring Zone 4(-30°)	○ ●
<b>'Northern Lights'</b> •Purple with a yellow face.	H4-6" W8-12"	Spring Zone 4(-30°)	● ●
<b>'Starry Night'</b> •Dusky lavender with a brush of primrose in the center.	H4-6" W8-12"	Spring Zone 4(-30°)	● ●
<b>'Twilight'</b> •Lilac with a yellow face.	H4-6" W8-12"	Spring Zone 4(-30°)	● ●
<b>Yucca Soapweed, Adam's Needle, Spanish Bayonet</b>			
<b>'Excaliber' *New*</b> •Creamy white flower stalk shoots up through blue-green to grey-green foliage	H18-24" W36-42"	Summer Zone 4(-30°)	○ ●
<b>Zauschneria (Epilobium) Hummingbird Trumpet</b>			
<b>canum 'Everett's Choice'</b> •Known for its grey-green foliage and long blooming life. Blooms brightly with its orange-red tubular flowers held above the foliage.	H6-12" W12-24"	Late Summer-Fall Zone 5(-20°)	○ ● ☼ ☼ ☼
<b>canum 'Marin Pink' *New*</b> •Soft pink tubular flowers over a sage green mat.	H10-12" W18-36"	Late Summer-Fall Zone 7(0-10°)	○ ● ☼
<b>canum 'Sierra Salmon'</b> •Cool late blooming with silver foliage and soft coral flowers.	H8-12" W12-24"	Late Summer-Fall Zone 5(-20°)	○ ● ☼
<b>canum 'Summer Snow'</b> •Bright white tubular flowers over a low growing, spreading mat.	H10-12" W12-18"	Summer-Fall Zone 5(-20°)	○ ● ● ☼ ✂ ☼
<b>canum 'Wasatch Fire' *Native &amp; Waterwise*</b> •Bright red wildflower of tubular blooms over bright green foliage.	H4-6" W15-18"	Summer-Fall Zone 5(-20°)	○ ● ● ☼ ✂ ☼
<b>garretii 'Orange Carpet' *Native &amp; Waterwise*</b> •Bright orange flower with a loose mat of bright green foliage.	H4-6" W14-18"	Summer-Fall Zone 4(-30°)	○ ● ☼ ☼ ☼
<b>latifolia Firechalice *Native &amp; Waterwise*</b> •Scarlet-orange trumpet-like flowers with a dark green foliage. Best used in rock or xeric gardens. Easy to grow and maintain.	H12-36" W18-36"	Summer-Fall Zone 4(-30°)	○ ● ☼ ☼ ☼
<b>latifolia californica 'Stardust' *Native &amp; Waterwise*</b> •Bright orange flowers. Upright, tidy habit with dusty silver foliage.	H12-18" W12-18"	Summer-Fall Zone 5(-20°)	○ ● ☼ ☼ ☼

# USDA HARDINESS ZONES

## Average Annual Extreme Minimum Temperature 1976-2005

Temp (F)	Zone	Temp (C)
-60 to -50	1	-51.1 to -45.6
-50 to -40	2	-45.6 to -40
-40 to -30	3	-40 to -34.4
-30 to -20	4	-34.4 to -28.9
-20 to -10	5	-28.9 to -23.3
-10 to 0	6	-23.3 to -17.8
0 to 10	7	-17.8 to -12.2
10 to 20	8	-12.2 to -6.7
20 to 30	9	-6.7 to -1.1
30 to 40	10	-1.1 to 4.4
40 to 50	11	4.4 to 10
50 to 60	12	10 to 15.6
60 to 70	13	15.6 to 21.1



Brendoni  
King



Dane  
Horrocks



Ken  
Cox





# PERENNIAL FAVORITES

Growing What Matters  
Since 1992