

Perennial Favorites

2024

CATALOG



SALES TEAM



Brendon King

801.447.2017 brendon@perennialfavorites.com

Sales Territory: Northern Utah (North of Davis County), Central and Western Idaho (I-84 Corridor), and Nevada



Dane Horrocks

801.784.6215 dane@perennialfavorites.com

Sales Territory: Wasatch Front and Summit County



Ken Cox

801.784.6221 ken@perennialfavorites.com

Sales Territory: Central, Eastern and Southern Utah. Eastern Idaho (I-15 Corridor), Wyoming, Montana and Colorado





PERENNIAL FAVORITES

TABLE OF CONTENTS

TERMS & CONDITIONS.....	i
DELIVERY & WILL CALL INFORMATION.....	ii
WEBSITE.....	iii-iv
ORDERING ONLINE.....	v-vii
PREMIUM ANNUALS AND ACCENTS.....	1-23
INCREDIBLE EDIBLES.....	24-33
ORNAMENTAL GRASSES.....	34-40
PERENNIALS.....	41-109





PERENNIAL FAVORITES

Terms and Conditions

PRICES:

Prices in this catalog are intended for the wholesale trade only (**no retail sales**) and are subject to change without notice. **All prices are F.O.B. Perennial Favorites.** Prices do not include delivery fees or applicable surcharges. List prices are per item for plants purchased in full flats per variety (flats counts as published). Purchases of less than full flats will be charged an additional 10% and subject to availability only. The prices listed supersede all previously published prices.

SALES TAX:

Sales tax will be charged for all accounts unless Perennial Favorites has on file the Sales Tax Exemption form from your state.

PAYMENT:

All sales are C.O.D. unless previous credit arrangements have been made. Cash, Check, Master Card, Visa and Discover are accepted. No deliveries will be left without payment in full. A credit application will be sent upon request. Please allow 2-4 weeks for credit clearance. For customers with established credit terms, payment in full is due 30 days from date of pickup or delivery. Any account not paid by the due date will be charged a late fee of 1.5% per month on unpaid balance. Past due accounts will revert back to a C.O.D. basis without further notice. Purchaser agrees to pay all finance charges and all collection fees incurred. **Please remember that credit is a privilege.**

CLAIMS and WARRANTIES:

All claims must be made within 72 hours of delivery. Any plant returned must be received in good condition within the claim period. **All returns are subject to a 20% restocking fee.** Plants are offered subject to prior sale, no warranty expressed or implied. We do not guarantee survivability of any plant. We strive to insure plants are true to name and in good condition when received. Any plants that prove otherwise will be replaced or purchase price credited. In no case are we responsible for more than the original purchase price of stock sold.

HOLD and SPECIAL ORDERS:

Orders may be held for up to 14 days with a 25% non-refundable down payment. Orders requiring more than 14 days are subject to a 10% per week maintenance fee. All orders held will receive and purchasers will accept originally held stock. No substituting at time of pick-up or delivery. All special orders or custom orders, need to be arranged on an individual basis. Fees will be based on the specific needs of both parties. This will require a signed contract.

Delivery and Will Call Information

Minimum Order:

Perennial Favorites provides deliveries as long as a minimum order of \$1,000.00 is met and can be coordinated on the appropriate day and truck minimums. Call for more details.

Delivery Schedule:

MONDAY: Areas outside of the primary delivery schedule. Call your sales rep for more details.

Monday Order Deadline is 12:00 p.m. (Noon) Thursday before delivery (2 business days).

TUESDAY DELIVERIES: Salt Lake, Davis, and Summit Counties.

Tuesday Order Deadline is 12:00 p.m. (Noon) Friday before delivery (2 business days).

WEDNESDAY DELIVERIES: Eastern Idaho (I-15 Corridor) and Wyoming.

Wednesday Order Deadline is 12:00 p.m. (Noon) Friday before delivery (2 business days).

THURSDAY DELIVERIES: Salt Lake, Davis, and Utah Counties.

Thursday Order Deadline is 12:00 p.m. (Noon) Monday before delivery (2 business days).

FRIDAY DELIVERIES: Weber, Box Elder and Cache Counties. Western Idaho (I-84 Corridor).

Friday Order Deadline is 12:00 p.m. (Noon) Tuesday before delivery (2 business days).

SATURDAY: CLOSED/BY APPOINTMENT ONLY

SUNDAY: CLOSED

ANY OUTLYING AREAS NOT LISTED PLEASE CALL FOR DELIVERY SCHEDULE

Additional Charges and Fees:

All deliveries are subject to a delivery charge specific to the area of delivery. Deliveries are made on a regularly scheduled basis. Those requiring special timing will be charged an additional fee.

Any delivery requiring more than unloading in one area close to our truck will be charged an additional fee (\$100 per hour).

Landscape deliveries to a job site are subject to an additional charge. Deliveries outside our normal delivery route will need to be pre-arranged both for timing and charges.

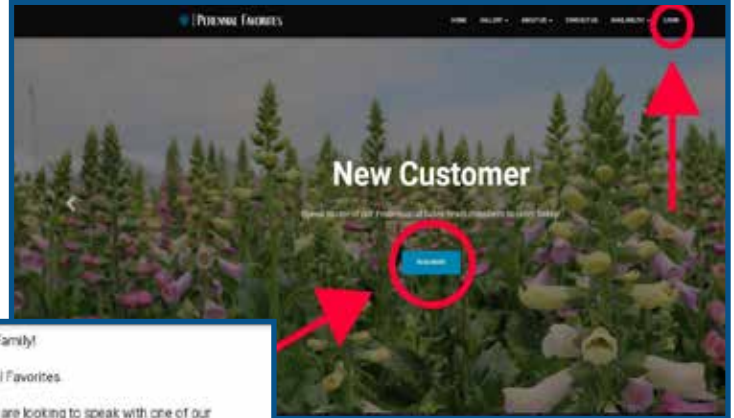
Walk-ins:

There **will not** be any walk-ins the **Month of May**. **Will-call orders need to be made at least 24 hours in advance and picked up between 8:00 a.m. and 4:00 p.m Monday-Friday** (closed weekends and holidays). Because of safety issues, please do not bring children or pets. Clients are to be accompanied by a representative they are doing business with.



USING OUR WEBSITE

Visit our website at www.perennialfavorites.com to get information on the current availability, hot picks, variety database, and much more.



Not a Customer?

Would you like to be? Click the 'New Customer' link on the home page to fill out our form to start placing orders!



Hello from the Perennial Favorites Family!

Thanks for your interest in Perennial Favorites.

Please fill out the form below if you are looking to speak with one of our fantastic sales team members. They can also be reached at the following:

Ken Cox
Eastern Sales Territory
kcm@perennialfavorites.com
801-784-6221

Dene Horrocks
Wasatch Front Sales Territory
dene@perennialfavorites.com
801-784-6221

Brendon King
Western Sales Territory
brendon@perennialfavorites.com
801-447-2017

Debbie Rocuts
In Office Sales
debbie@perennialfavorites.com
801-784-6216

When you're ready to join our family please fill out the New Customer Account form at the bottom of the page. If you have any questions please email sales@perennialfavoritesnursery.com.

Thanks,
The Perennial Favorites Sales Team!

Fill out this form to reach our Sales Team:

Name*

Email*

Phone Number

Message*

Weekly Availability Mailing List

Sign up for our weekly 'Availability and Hot Picks' mailing list to stay up to date with our availability and what looks great currently!

Availability

SIGN UP FOR OUR WEEKLY AVAILABILITY LIST!

FIRST NAME

LAST NAME

Your email address

[SIGN UP HERE](#)

At the bottom of our site's home page you'll find the sign-up form that's quick and easy. We update our hot picks every Friday. You can unsubscribe at any point.

HOT PICK'S

Every Friday we update our current availability and choose a selection of varieties we that are looking great. There's also an excerpt from botanist Bill Varga and Richard

Anderson included that can range anywhere from gardening tips, plant history, and sometimes just a funny story from his experiences. Subscribe to stay up to date and see what's hot and upcoming!



PLANT DATABASE

Use our website to research specific varieties or to easily and quickly place an order on our real-time availability page. Our online database has detailed information on the more than 2,400 varieties we grow. This user-friendly site is also praised for its fast and simple flow process. Simply use our filters to narrow your search. Or, if you know the exact variety you're looking for, type it into the search box.



Echinacea purpurea 'Prairie Splendor'
Coneflower



Daisy-type flowers. The petal rays droop from the large conical crown. Coneflower prefers moderate to slightly dry conditions. Deer resistant. Use for dry flowers and cut flowers. Blooms summer to fall.

Large rose pink flowers are produced for an extra long time. Starting about two weeks before the species and extending into fall, these shorter Coneflowers are more compact and contained.

Color: Purple
Zone: 3
Height: 18-24"
Width: 18-24"
Exposure:
#1 Item Price: \$4.05
Attributes:



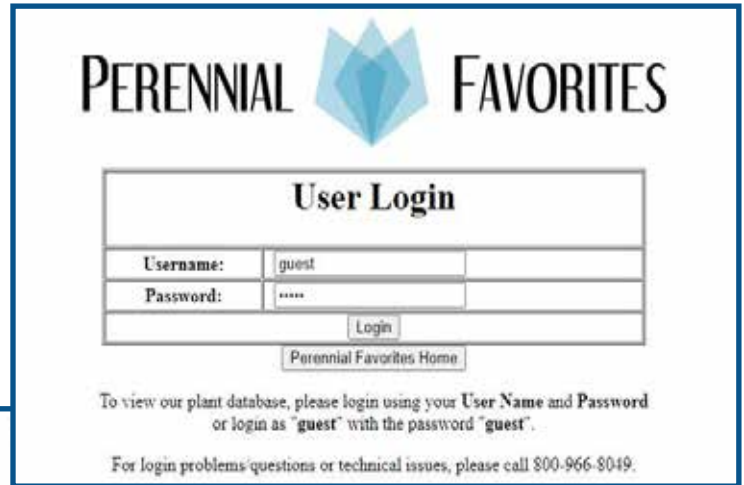
Upon clicking the 'info' button you'll be taken to a more detailed page about that variety. Including what bloom color, preferred zone, estimated size, if it attracts wildlife, and a photo.

PLACING ORDERS

Online ordering is the fastest and easiest way to check out our availability and reserve the plants you need. With our simple to use order guide, pictures, and live quantities available. We're sure you will love it as much as we do. Here's 6 simple steps to help you get online and get orders submitted.

STEP 1

Visit our site at www.perennialfavorites.com and login. From there you can finish any incomplete orders or begin fresh with a new order.




You have Incomplete Orders

Choose option	View Variety List
Availability	View Availability List
Orders	View Orders
Choose a report	View Reports

STEP 2

Begin your order by clicking the 'View Orders' or 'Availability List' buttons and then 'Create New'. Choose either 'Delivery or Pick up' and then the date that you would like it to be ready on (for pick up). Then browse our current availability.

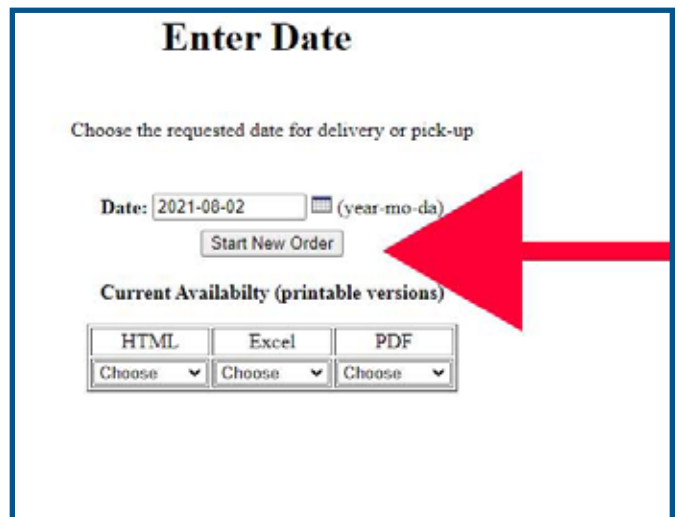


You have Incomplete Orders

Order Number	Ship Date	P.O. Number	Job Reference
55312	2021-12-31		1-J&J Shade Pots
55218	2021-12-31		1-J&J Sun Pots
55319	2021-12-31		2-J&J Sun Pots
55321	2021-12-31		2-J&J Shade Pots
55322	2021-12-31		3-J&J Sun Pots
55323	2021-12-31		3a-J&J Shade Pots
55325	2021-12-31		3b-J&J Shade Pots
55644	2021-12-31		Reverse

Order Number	Ship Date	P.O. Number	Job Reference
54340	2021-12-31	Denver Botanicals	Denver Botanicals
54484	2021-12-31		J & J Shade Patio Pots

Order Number	Ship Date	P.O. Number	Job Reference
55386	2021-12-01	The Plant Shed	Shannon
55752	2021-11-12	Antonio	
55690	2021-11-01	Astoria	
55509	2021-10-07		Wasatch Reflections
55520	2021-10-07		
55852	2021-10-05	Antonio	
85864	2021-10-01		Adams



Choose the requested date for delivery or pick-up

Date: 2021-08-02 (year-mo-da)

Start New Order

Current Availability (printable versions)

HTML	Excel	PDF
Choose	Choose	Choose

STEP 3

First choose what Version you'd like to filter the Availability list by. There are three options for the Version or Plant Grade: 'Retail', 'Landscape', or 'Full'. Retail Quality consists of plants that are in their prime and ready to be displayed and sold. Landscape quality consists of a plant material that is healthy and ready to be planted but not quite up to retail quality standards. Full includes every item available regardless of plant grade.

Retail Availability

Log Out

Review Order
Main Menu

Perennial Favorites	
Ship Date:	2021-12-03 (year-mo-da)
Category:	Choose Category ▾
Version:	Retail ▾
Search	<input type="text"/> X

#1 Perennial

Total \$154.80

Flat Qty	Flats Available	Variety	Bloom Stage	Plant Stage	Price per Pot	Total
3	29	Achillea hybrid Desert Eve Series 'Red Improved' Yarrow -30°	CRK	RET	\$4.05	\$72.90
	25	Achillea hybrid Desert Eve Series 'Terracotta' Yarrow -30°		RET	\$4.05	
	22	Achillea hybrid Desert Eve Series 'Yellow' Yarrow -30°	BUD	RET	\$4.05	
	4	Achillea millefolium New Vintage Series 'Red' Yarrow -30°	BUD	RET	\$4.05	
	26	Achillea millefolium New Vintage Series 'Rose' Yarrow -30°	BUD	RET	\$4.05	
	34	Achillea millefolium New Vintage Series 'Violet' Yarrow -30°		RET	\$4.05	
2	38	Agastache aurantiaca 'Coronado' Hyssop, Hummingbird Mint -30°	BLM	RET	\$4.55	\$54.60
	9	Agastache cana 'Sonoran Sunset' Hyssop, Hummingbird Mint -30°	BLM	RET	\$4.55	
	56	Agastache hybrid 'Coronado Red (Pstessene)' Hyssop, Hummingbird Mint -20°	BUD	RET	\$4.55	
1	34	Agastache hybrid Kudos Series 'Ambrosia' Hyssop, Hummingbird Mint -20°	BUD	RET	\$4.55	\$27.30
		Agastache hybrid Kudos Series 'Coral' Hyssop, Hummingbird Mint -20°	BLM	RET	\$4.55	

STEP 4

Before making any selection, check the plant stage column and refer to the Key at the top of the page for a breakdown on what each term means. Once you've found the variety you're looking for, put the quantity of FLATS you'd like to order in the left-hand column; pay attention to the available flats column showing what are currently available. These are live inventory numbers and will change as you order. We ONLY DELIVER in full flat quantities.

KEY	
BLM	Blooming (buds are open with color showing)
CRK	Cracking (buds have color, possible open blooms)
BUD	Budding (buds are present, no color showing)
★VN	Very Nice (must-have varieties for the week)
RET	Retail (available for display and sales)
LSCP	Landscape (healthy and ready for transplant)

Flat Counts

- #1 = 6 pots per flat
- #2 = 2 pots per flat
- 3.5" = 18 pots per flat
- 4.25"/4.5" = 10 pots per flat

STEP 5

Once you have finished selecting the varieties you would like on your order click the "Review" button. It will then take you to your "Order Summary" page for you to review the items you have selected and make any changes that you would like. You can also add comments in the text box provided that can include delivery instructions, plant quality concerns, wish list, etc. Also note that you can click on the "Continue Later" button that will save your order as is until you can come back and finish it. Please double check the quantity ordered columns (and make any additions or reduction) and then click on the "Proceed to Confirmation" button to go to the final step.

remove	Quantity Confirmed	Quantity Ordered	Additional Available	Item	Stage	Price	Extended Price
<input type="checkbox"/>	3	3	29	Achillea hybrid Desert Eve Series 'Red Improved' Yarrow	RET	\$4.05	\$72.90
<input type="checkbox"/>	2	2	38	Agastache aurantiaca 'Coronado' Hyssop, Hummingbird Mint	RET	\$4.55	\$54.60
<input type="checkbox"/>	1	1	34	Agastache hybrid Kudos Series 'Ambrosia' Hyssop, Hummingbird Mint	RET	\$4.55	\$27.30
	6.0	6.0	TOTALS				\$154.80

			Delivery Charge	0.00	\$0.00
6.0	6.0		TOTAL		\$154.80

























STEP 6

On the Order Confirmation page choose if you'd like substitutions. If a crop isn't up to our quality standards at order pulling, we can find a suitable replacement or contact you directly for input. Choose shipment method and fill in the address. Click confirm and we'll send you a Confirmation E-mail immediately. You can check your order status at anytime on your "Order History" page from our Main Menu.

Confirm order #54244 with the requested ship date of 2021-08-02 for ?	
Allow Subs:	<input checked="" type="radio"/> Yes <input type="radio"/> No * Required Field
Shipment Method:	<input checked="" type="radio"/> Delivery <input type="radio"/> Pick-up * Required Field
Delivery Info:	
Street Address:	247 S 3200 W
City:	Layton
State:	Utah
Zip Code:	84041
P.O. Number:	
Job Reference:	
Comments:	Put any comments here. I.E. special delivery instructions, gate codes, etc.
<input checked="" type="checkbox"/> Send Email Confirmation to mail@perennialfavorites.com	
Cancel Confirm Order	



















Angelonia Summer Snapdragon Spire-like blooms with willowesque green leaves. Vigorous and free branching. This heat-lover blooms from summer to frost with very low maintenance.

Archangel Series (angustifolia) Ideal for growers looking to add depth and color to their late spring and summer programs. It introduces exceptionally larger fragrant flowers. Glossy dark green with well-branched stems and foliage, medium-vigor habit.































'Blue Bicolor' •Deep purple and soft lilac.	H12-14" W10-12"	Summer-Frost	   
'Cherry Red' •Cherry red	H12-14" W10-12"	Summer-Frost	   
'Pink' •Soft pink	H12-14" W10-12"	Summer-Frost	   
'Purple' •Dark purple	H12-14" W10-12"	Summer-Frost	   
Ruby Sangria' *New* •Dark red	H12-14" W10-12"	Summer-Frost	   
'White' •White	H12-14" W10-12"	Summer-Frost	   

Antirrhinum Snapdragon (SPRING AND FALL AVAILABILITY)

majus Snaptastic Series The next generation of multi-season, intermediate snapdragons. Better branching with more flowers and superior stem strength.

'Magenta' *SPRING AND FALL AVAILABILITY * •Magenta	H14-16" W14-16"	Spring-Fall	  
'Mix' *SPRING AND FALL AVAILABILITY * •Mixed burgundy, magenta, pink and yellow.	H14-16" W14-16"	Spring-Fall	  
'Orange Flame' *SPRING AND FALL AVAILABILITY * •Orange	H14-16" W14-16"	Spring-Fall	  
'Pink' *SPRING AND FALL AVAILABILITY* •Medium pink	H14-16" W14-16"	Spring-Fall	  
'Red' *NEW* *SPRING AND FALL AVAILABILITY* •Red	H14-16" W12-14"	Spring-Fall	  
'Yellow' *SPRING AND FALL AVAILABILITY* •Bright yellow	H14-16" W14-16"	Spring-Fall	  

Sonnet Series This series grows a fragrant, classic, and authentic touch of the Mediterranean in your home or garden. Grows brilliant stalks filled with gorgeous, dense blooms. Plant in part shade in hot summer areas.

'Burgundy' *SPRING AND FALL AVAILABILITY * •Burgundy	H18-24" W10-12"	Spring-Summer	    
'Mix' *SPRING AND FALL AVAILABILITY* •Assorted burgundy, orange, pink, white and yellow.	H18-24" W10-12"	Spring-Summer	    
'Orange Scarlet' *SPRING AND FALL AVAILABILITY* •Dark orange with a yellow throat.	H18-24" W10-12"	Spring-Summer	    
'Pink' *SPRING AND FALL AVAILABILITY* •Medium pink	H18-24" W10-12"	Spring-Summer	    
'White' *SPRING AND FALL AVAILABILITY* •Bright white	H18-24" W10-12"	Spring-Summer	    
'Yellow' *SPRING AND FALL AVAILABILITY* •Bright yellow	H18-24" W10-12"	Spring-Summer	    

PREMIUM ANNUALS



PERENNIAL
FAVORITES

Argyranthemum *Marguerite Daisy* A cool-season favorite for springtime gardens. Argyranthemum is a delightful annual flower with large daisy-like blooms in bright springtime colors. In addition to its attractive blooms, dark green, fern-like foliage grows in a tight mound with a vigorous upright habit. Remove spent blooms to encourage reblooming.

frutescens 'Butterfly Yellow' •Lemon yellow with a dark yellow eye.	H18-36" W12-20"	Spring-Fall	○ 🦋 🌵
---	--------------------	-------------	-------

Angelic Series Compact vigorous plants that flower continuously from spring, bearing hundreds of blooms until the first frost.

'Burgundy' •Burgundy	H14-16" W14-16"	Early spring-Frost	○ 🦋 ✂
'Everest' •White	H14-16" W14-16"	Early spring-Frost	○ 🦋 ✂
'Giant Pink' •Pink	H14-16" W14-16"	Early spring-Frost	○ 🦋 ✂

Bacopa; see Sutera

Begonia Great for summer flower beds, containers and hanging baskets. Blooms from early summer to mid-autumn, or until the first hard frost arrives.

Baby Wing Series Maintenance-free. Flowers earlier than Dragon Wing, with continuous color and small dragon wing-shaped leaves. Season-long performance in landscapes and containers. Extremely heat tolerant and handles stressful conditions well.

'Bicolor' •Light orange with an off-white center.	H12-15" W12-18"	Early Summer-Frost	◐ ●
'Pink' •Pink	H12-15" W12-18"	Early Summer-Frost	◐ ●
'White' •White	H12-15" W12-18"	Early Summer-Frost	◐ ●

Dragon Wing Series Unique glossy, wing-shaped leaves. Great branching with a dense habit. Spectacular in hanging baskets, large containers and commercial landscape plantings.

'Pink' •Pink	H12-15" W16-20"	Early Summer-Frost	◐ ●
'Red' •Red	H12-15" W16-20"	Early Summer-Frost	◐ ●

Megawatt Series These are Mega Big! Striking, non-stop flowers keep the bigger-than-life Begonias covered in huge color. Sturdy flower stems hold the flowers above the foliage for a superior color show. These plants tolerate drier periods between watering and don't need to be deadheaded.

'Pink Bronze Leaf' •Pink flowers with dark foliage.	H20-28" W16-24"	Spring-Frost	◐ ●
'Pink Green Leaf' •Pink flowers with bright green foliage.	H20-28" W16-24"	Spring-Frost	◐ ●
'Red Bronze Leaf' •Red flowers with dark foliage.	H20-28" W16-24"	Spring-Frost	◐ ●
'Red Green Leaf' •Red flowers with bright green foliage.	H20-28" W16-24"	Spring-Frost	◐ ●

Nonstop Series Forms neat plants with green foliage and double flowers. They are sturdy bloomers that add a bright spark, even in partial shade or low levels of sunlight.

'Fire' •Gold and orange shades.	H8-12" W12-14"	Late Spring-Frost	◐ ●
'Orange' •Orange	H8-12" W12-16"	Mid Spring-Frost	◐ ●
'Red' •Red	H8-12" W12-16"	Mid Spring-Frost	◐ ●
'White' •White with buttery yellow centers.	H8-12" W12-16"	Mid Spring-Frost	◐ ●
'Yellow' •Yellow	H8-12" W12-16"	Mid Spring-Frost	◐ ●

Tophat Series Great for summer flower beds, container and hanging baskets. Biggest blooms and finishes at least one week earlier than other Begonias.

'Scarlet' •Scarlet	H16-20" W16-20"	Spring-Fall	○ ● ● ●
'White' •White with yellow stamons.	H16-20" W 20-24"	Spring-Fall	○ ● ● ●

Bidens Tickseed Very floriferous, ever-blooming, with large flowers and a compact, upright, mounding habit. Vigorous, heat tolerant plants. Use in baskets, containers or in the landscape. Self-cleaning, no deadheading necessary. Drought tolerant once established but water regularly for maximum flower output.

ferulifolia 'Golden Empire' •Daisy-like bright yellow flowers with a yellow center.	H12-14" W10-14"	Early Summer-Frost	○ ● ● ●
ferulifolia 'Timeless Blazing Glory' •Yellow blooms with red-orange tips.	H12-14" W10-14"	Spring-Summer	○ ● ● ●
ferulifolia 'Yellow Crown' •Bright solid yellow	H8-14" W12-20"	Early Summer-Late Fall	○ ● ● ●
'White Delight' •Large, daisy-like, bright white flowers with a yellow center, over delicate green foliage.	H10-14" W14-16"	Early Summer-Frost	○ ● ● ●

Brassica Flowering Kale/Cabbage Grown primarily as foliage plants for their intensely colored leaves rather than as vegetables. Developed for ornamental use without regard to taste.

Feather Leaf Type Medium height with feathered leaves that are finely serrated or deeply notched. A larger head is supported by a thick, sturdy stem.

oleracea 'Coral Prince' •Green with white center.	H8-12" W8-12"	Color appears with cooler temperatures	○ ● ● ●
oleracea 'Coral Queen' •Green with red center.	H8-12" W8-12"	Color appears with cooler temperatures	○ ● ● ●

Fringed Leaf Type Compact round heads are finely fringed or ruffled.

oleracea 'Glamour Red' •Green with a bright red center.	H8-12" W10-12"	Color appears with cooler temperatures	○ ● ● ●
oleracea 'Nagoya Red' •Silver-blue with a red center.	H8-12" W14-18"	Color appears with cooler temperatures	○ ● ● ●
oleracea 'Nagoya Rose' •Silver-blue with a rose center.	H8-12" W14-18"	Color appears with cooler temperatures	○ ● ● ●
oleracea 'Nagoya White' •Silver-blue with a white center.	H8-12" W14-18"	Color appears with cooler temperatures	○ ● ● ●

Round Leaf Type Compact plants have uniformly round shapes and solid heads with slightly waved leaves.

oleracea 'Pigeon Pink' (Victoria) •Green with cream and pink center.	H8-12" W12-14"	Color appears with cooler temperatures	○ ● ● ●
oleracea 'Pigeon Purple' •Green with purple center.	H8-12" W12-14"	Color appears with cooler temperatures	○ ● ● ●
oleracea 'Pigeon Red' •Green with red center.	H8-12" W12-14"	Color appears with cooler temperatures	○ ● ● ●
oleracea 'Pigeon White' •Green with white center.	H8-12" W12-14"	Color appears with cooler temperatures	○ ● ● ●

Calendula Marigolds Fantastic performer and habit. Continual blooming without deadheading. Can handle temperatures to 25° without damaging the plant or blooms. Native to the Mediterranean region, it now grows worldwide as an ornamental plant.

Cheers Series Heat and cold tolerant with large flowers and has a compact growth habit.

'Tangerine' •Orange	H10-14" W13-16"	Summer-Frost	○ ● ● ●
'Yellow' •Yellow	H10-14" W13-16"	Summer-Frost	○ ● ● ●

PREMIUM ANNUALS



PERENNIAL
FAVORITES

Calibrachoa These plants produce flowers that look like small petunias. These plants are prolific bloomers that produce hundreds of 1" wide flowers from spring to frost. Does not do well in high Ph soils.

Bloomtastic Series This series is the most vigorous of the Dummer line.

'Pink Flare' •Pink with a dark pink center and a yellow star throat.	H6-8" W8-12"	Spring-Frost	○ ● ♀
'Purple' •Purple with a dark eye.	H6-8" W8-12"	Spring-Frost	○ ● ♀
'Serenity' •Light purple with a dark purple eye zone and yellow throat.	H6-8" W8-12"	Spring-Frost	○ ● ♀

Cabaret Series Early flowering with high uniformity of habit and excellent panter and container performance.

'Bright Red' •Crimson flowers with yellow throats cover these full trailing plants. They are self-cleaning, so they stay neat and tidy all season.	H6-10" W10-12"	Early Spring-Late Summer	○ ♀
'Bright White' •Compact, well-branched, trailing annual of brilliant white flowers adorned with a yellow throat from late spring to the first frost.	H6-10" W10-12"	Early Spring-Late Summer	○ ♀
'Deep Yellow' •Produces a mass of bright deep yellow blooms that cover the full trailing plants. They are self-cleaning.	H6-10" W10-12"	Early Spring-Late Summer	○ ♀
'Lavender' •Best performing. Produces a mass of bright blooms that cover trailing plants. They are self-cleaning.	H6-10" W10-12"	Early Spring-Late Summer	○ ♀
'Light Pink Kiss' •A light pink bicolor with deep pink eye-zone and yellow throat.	H6-10" W10-12"	Early Spring-Late Summer	○ ♀
'Midnight Blue' •New "true blue" color offers early flowering. Self cleaning.	H6-10" W10-12"	Early Spring-Late Summer	○ ♀
'Neon Rose' •Brighter dark pink color and earlier to flower. Self cleaning.	H6-10" W10-12"	Early Spring-Late Summer	○ ♀
'Orange' •Orange shades bloom early and maintains blooms throughout the Summer and Fall. Self cleaning.	H6-10" W10-12"	Early Spring-Late Summer	○ ♀
'Pink' •Pretty dark pink with a white throat.	H6-10" W10-12"	Early Spring-Late Summer	○ ♀

Tik Tok Series Named for the hands of a clock going around the center ring, TikTok varieties have a playful pattern on more vigorous plants. Perfect for baskets and combinations.

'Blue' •Plum-blue flowers with darker purple and yellow star shaped centers.	H8-10" W16-18"	Spring-Fall	○ ● ♀
'Grape' •Lavender-purple flowers with dark purple and yellow star shaped centers.	H8-10" W16-18"	Spring-Fall	○ ● ♀
'Orange' •Orange medium-sized flowers with a spirited pattern of eye-catching center and novel yellow spokes.	H8-10" W16-18"	Spring-Fall	○ ● ♀
'Rose' •Pink with yellow star.	H8-10" W16-18"	Spring-Fall	○ ● ♀
'White' •White with purple to yellow center.	H8-10" W16-18"	Spring-Fall	○ ● ♀

Cannaceae *Canna Lily* Single flowers clustered in terminal spikes. Dwarf and well-branched. Day length neutral.

Cannova Series (x generalis) The earliest flowering cannas on the market. Their robust growth and extensive branching ensures a large amount of flowering. Single flowers. Heat tolerant and easy-to-grow with a compact, upright form.

'Bronze Orange' •Bronze foliage with dark orange flowers.	H30-48" W14-20"	Early Summer-Frost	○ ✕
'Bronze Peach' •Bronzed green foliage with peachy-pink flowers.	H30-48" W14-20"	Early Summer-Frost	○ ✕
'Bronze Scarlet' •Burgundy foliage with scarlet flowers.	H30-48" W14-20"	Early Summer-Frost	○ ✕
'Mango' •Blush-pink flowers.	H30-48" W14-20"	Early Summer-Frost	○ ✕
'Orange Shades' •Nearly-florescent orange flowers.	H30-48" W14-20"	Early Summer-Frost	○ ✕
'Red Golden Flame' •Red-orange with yellow edges.	H30-48" W14-20"	Early Summer-Frost	○ ✕
'Rose' •Deep rose flowers.	H30-48" W14-20"	Early Summer-Frost	○ ✕
'Scarlet' •Red	H30-48" W14-20"	Early Summer-Frost	○ ✕
'Yellow' •Deep yellow flowers.	H30-48" W14-20"	Early Summer-Frost	○ ✕

Capsicum (annuum) *Ornamental Pepper (Fall Availability)* The plants bear brightly colored fruits in vivid shades of yellow, red, orange and even purple. The fruits are green initially, and attain their mature colors with time. The fruits appear in later summer through fall, on dark, shiny, compact foliage.

'Black Pearl' •Black foliage with red fruit.	H18-24" W12-16"	Late Summer-Frost	○ ●
'Coba' •Red to black	H6-8" W6-8"	Late Summer-Frost	○ ●
'Harlequin' •Yellow, purple and red.	H6-12" W4-8"	Late Summer-Frost	○ ●
'Joker' •White and red	H4-8" W4-8"	Late Summer-Frost	○ ●
'Purple Flash' •Leaves are almost black with flashes of bright purple. The fruit is dark purple.	H13-15" W19-21"	Late Summer-Frost	○ ●
'Red Missile' •Yellow, orange and red.	H6-12" W4-8"	Late Summer-Frost	○ ●
'Wicked' •Dark purple to red fruit.	H6-12" W6-12"	Late Summer-Frost	○ ●

Acapulco Series Compact growth and excellent outdoor performance.

'Multicolor' •Colors of red, orange, yellow and purple.	H6-12" W6-12"	Late Summer-Frost	○ ●
'Orange' •Purple and orange	H6-12" W6-12"	Late Summer-Frost	○ ●
'Purple' •Purple and red	H6-12" W6-12"	Late Summer-Frost	○ ●
'Red' •Red and purple	H6-12" W6-12"	Late Summer-Frost	○ ●
'Yellow' •Yellow and lime green	H6-12" W6-12"	Late Summer-Frost	○ ●

Hot Pops Series Uniform, rounded, spicy fruit. Good for an accent plant in a hot location.




























































'Yellow' •Yellows with some oranges and reds.	H4-5" W6-8"	Late Summer-Frost	○ ●
---	----------------	-------------------	-----

PREMIUM ANNUALS



PERENNIAL
FAVORITES

Mambo Series Uniform and compact with long, rounded fruit held above its foliage. Extreme heat tolerance.			
'Purple Orange' •Purple and orange	H4-6" W10-12"	Late Summer-Frost	○ ●
'Purple Red' •Purple and red	H4-6" W10-12"	Late Summer-Frost	○ ●
Samba Series Densely branched stem structure and abundant colorful fruit.			
'Dark Orange' •Dark orange	H6-12" W6-12"	Late Summer-Frost	○ ●
'Red' •Red	H6-12" W6-12"	Late Summer-Frost	○ ●
'Yellow' •Yellow	H6-12" W6-12"	Late Summer-Frost	○ ●
Santos Series Densely branched stem structure and abundant colorful fruit.			
'Orange' •Orange and green	H4-8" W4-8"	Late Summer-Frost	○ ●
Celosia Cockscomb (SUMMER AVAILABILITY ONLY) One of the most eye-catching annuals in the garden. The three types of celosia are easily distinguishable from each other. They are plumes, crests, or spikes. They can range in size from dwarf varieties that only grow 4-6" high, to vigorous types over 3' tall.			
plumosa 'Dragon's Breath' •Green-red foliage with blazing red, long lasting flowers. Likes heat, humidity and infrequent watering.	H18-24" W12-16"	Summer-Frost	○
Ice Cream Series (plumosa) Heat-resistant, long-lasting series. Early and well-branched with large flower spikes. Works well in planters and gardens.			
'Cherry' *SUMMER AVAILABILITY ONLY* •Large, carmine-red, feathery plumes in a compact, basal branching form.	H8-12" W6-10"	Summer-Frost	○
'Mix' *SUMMER AVAILABILITY ONLY* •Assorted red, light orange, orange and pink.	H8-12" W6-10"	Summer-Frost	○
'Orange' *SUMMER AVAILABILITY ONLY* •Large, dark orange, feathery plumes.	H8-12" W6-10"	Summer-Frost	○
'Pink' *SUMMER AVAILABILITY ONLY* •Large, pink flower heads on well branched plants.	H8-12" W6-10"	Summer-Frost	○
'Yellow' *SUMMER AVAILABILITY ONLY* •Early and well-branched with large, tight, yellow flower spikes.	H8-12" W6-10"	Summer-Frost	○
Coleus (Solenostemon) Coleus are quite striking when they are planted in a container or grown as a house plant. By removing the flower spikes as they develop, and keeping the plant pinched back, Coleus can be kept growing well past the season.			
'Beauty of Lyon' •Burgundy veins with an orange center and green edge.	H12-18" W12-16"	Summer-Frost	○ ● ●
'Dark Star' •Velvety dark purple with serrated leaves on a compact plant. Slow growing but sturdy.	H10-14" W12-24"	Summer-Frost	○ ● ●
'Dipt in Wine' •Burgundy with chartreuse edges and maroon undertones.	H12-18" W12-18"	Summer-Frost	○ ● ●
'Fishnet Stockings' •Burgundy with green veining.	H24-26" W12-24"	Summer-Frost	○ ● ●
'Gay's Delight' •Lime with burgundy veins.	H10-18" W14-18"	Summer-Frost	○ ● ●
'Kingswood Torch' •Magenta with gold edges.	H12-18" W12-16"	Summer-Frost	○ ● ●
scutellarioides 'Chocolate Covered Cherry' •Chocolate with a cherry center.	H12-18" W10-12"	Summer-Frost	○ ● ●
scutellarioides 'Henna' •Green with coppery burgundy.	H22-28" W14-16"	Summer-Frost	● ●

scutellarioides 'Redhead' •Bright red with serrated leaves.	H18-24" W16-28"	Summer-Frost	  
scutellarioides 'Red Ruffles' •Red with black splotches.	H18-24" W16-28"	Summer-Frost	  
scutellarioides 'Wasabi' •Deeply serrated, chartreuse leaves. Durable and sun tolerant.	H18-30" W8-16"	Summer-Frost	  
Flame Thrower Series Stunning colors and patterns for full sun and shade. Versatile, premium varieties are very late to never flowering. Low-maintenance, high-impact plants are perfect for large pots and landscaping. Serrated leaves.			
'Chipotle' •Fine cut leaves of chartreuse green with dark red centers.	H12-18" W16-18"	Summer-Frost	  
'Chili Pepper' •Chartreuse, yellow and maroon leaves.	H12-18" W16-18"	Summer-Frost	  
'Habanero' •Dark orange	H12-18" W16-18"	Summer-Frost	  
'Salsa Roja' •Burgundy-red	H12-18" W16-18"	Summer-Frost	  
'Salsa Verde' •Chartreuse-green	H12-18" W16-18"	Summer-Frost	  
'Serrano' •Bicolor burgundy with bright yellow edges.	H12-18" W16-18"	Summer-Frost	  
Great Falls Series New trailing Coleus series with controlled vigor. Colorful, bold foliage that is excellent for mixed combinations and ground cover applications.			
'Angel' •Heart-shaped, pink center with thin dark maroon band, edged in green.	H8-12" W6-10"	Summer-Frost	 
'Splish Splash Rose Gold' •Bold red splashes of color on chartreuse-green leaves.	H18-30" W12-20"	Summer-Frost	  
'Yosemite' •Small leaved, chartreuse foliage with a lemon-yellow center.	H8-12" W6-10"	Summer-Frost	 
Kong Series This Coleus has giant leaves with unique color patterns. Colors are more intense in full shade.			
'Lime Sprite' •Lime with burgundy centers.	H18-20" W14-18"	Summer-Frost	 
'Mosaic' •Green, red and cream mix.	H18-20" W14-18"	Summer-Frost	 
'Red' •Pink with a red band and green edge.	H18-20" W14-18"	Summer-Frost	 
'Rose' •Red with a chartreuse edge.	H18-20" W14-18"	Summer-Frost	 
'Salmon Pink' •Pink with mahogany band and lime-green edge.	H18-20" W14-18"	Summer-Frost	 
Main Street Series Remarkable colors across the entire series. With medium vigor, all Main Street Coleus varieties are good combination partners, and are perfect in landscapes, even in the shade.			
'Beale Street' •Deep red foliage with a uniform growth habit.	H24-36" W24-36"	Summer-Frost	  
'Chartres Street' •Vibrant lime-green foliage.	H12-18" W12-18"	Summer-Frost	  
'Fifth Avenue' •Mahogany, serrated, pointy leaves with a hot pink center and a lime-green edge, on a upright bushy habit. Prefers more shade than sun.	H12-16" W6-12"	Summer-Frost	  
'La Rambla' •Heavily textured, green foliage with dark maroon veining and flashes of bright pink along the midrib.	H16-36" W18-24"	Summer-Frost	  
'Wall Street' •Bold coppery orange with dark veining and serrated edges.	H12-20" W12-18"	Summer-Frost	  

PREMIUM ANNUALS



PERENNIAL
FAVORITES

Stained Glassworks Series This series offers sun tolerance and flamboyant foliage. Color intensity increases with sunlight. Spikes of blue flowers appear whenever temperatures are warm.

'Defiance' •Red with a yellow edge.	H12-14" W18-24"	Summer-Frost	○ ◐ ●
'Presidio' •Chartreuse foliage with burgundy flecks is striking and nonfading.	H18-30" W18-24"	Summer-Frost	○ ◐ ●
'Trailing Plum' <i>Trailing Coleus</i> •Purple with bright pink veins.	H6-10" W14-18"	Summer-Frost	○ ◐ ●
'Wedding Train' <i>Trailing Coleus</i> •Burgundy with green edges.	H6-10" W18-24"	Summer-Frost	○ ◐ ●

Combination Containers

Hanging Baskets Assorted Combinations (Fiber Containers)	H6-12" W18-24"	Late Spring-Frost	○ ◐
Patio Pots Assorted Combinations (Plastic Containers)	H24-36" W24-36"	Late Spring-Frost	○ ◐

Cosmos

Cosmic Series Stocky plants are well-branched and very free-flowering. Upright branching stems are lined with deeply divided, rich green, fern-like foliage. The stems are topped with numerous double and semi-double daisies.

'Mix' *SUMMER AVAILABILITY ONLY* •Assorted orange, red and yellow.	H8-12" W12-18"	Summer-Frost	○
'Orange' *SUMMER AVAILABILITY ONLY* •Vibrant orange flowers, up to 2" across.	H8-12" W12-18"	Summer-Frost	○
'Red' *SUMMER AVAILABILITY ONLY* •Bright scarlet, double flowers, up to 2" across.	H8-12" W12-18"	Summer-Frost	○
'Yellow' *SUMMER AVAILABILITY ONLY* •Bright yellow, double flowers, up to 2" across.	H8-12" W12-18"	Summer-Frost	○

Cuphea Masses of unique flowers shower these colorful plants over a long season. Thrives in heat, tolerates drought and attracts hummingbirds.

purpurea 'Firecracker' •Compact with tubular flowers of scarlet petals and deep purple centers.	H10-14" W10-14"	Summer-Fall	○ ◐ ♻️ ♀
---	--------------------	-------------	-------------

Dahlia Dahlias have a compact, upright habit, that come from tissue-cultured stock for a more disease-free, uniform plant. Size varies up to 4' tall. Flowers are single or double. Plant in landscapes or containers. Generally grown as an annual, but tubers can be dug up after the first frost and stored over the winter.

Dahlegria Series are mound-forming, compact plants with dark foliage and brightly contrasting single flowers.

'Apricot Tricolor' •Pink, orange, yellow stigma.	H18-24" W10-16"	Spring-Frost	○ ◐ ● ♻️ ✂️ 🦌
'Magenta Bicolor' •Magenta with white center.	H18-24" W10-16"	Spring-Frost	○ ◐ ● ♻️ ✂️ 🦌
'Orange' •Orange	H18-24" W10-16"	Spring-Frost	○ ◐ ● ♻️ ✂️ 🦌
'Pink Flame' •Pink	H18-24" W10-16"	Spring-Frost	○ ◐ ● ♻️ ✂️ 🦌
'Red' •Red	H18-24" W10-16"	Spring-Frost	○ ◐ ● ♻️ ✂️ 🦌
'Sunrise' •Red with yellow center.	H18-24" W10-16"	Spring-Frost	○ ◐ ● ♻️ ✂️ 🦌
'White' •White	H18-24" W10-16"	Spring-Frost	○ ◐ ● ♻️ ✂️ 🦌



Dahlinova Series This eye-catcher is a splash of hot, fresh color and dark green foliage.

'California' •Red and yellow bicolor	H8-12" W10-15"	Spring-Fall	
'Carolina Orange' •Orange	H8-12" W10-15"	Spring-Fall	
'Carolina Red' •Dark red	H8-12" W10-15"	Spring-Fall	
'Florida' •Purple with white edge	H8-12" W10-15"	Spring-Fall	
'Lisa Dark Pink' •Dark pink	H8-12" W10-15"	Spring-Fall	
'Lisa White' •White	H8-12" W10-15"	Spring-Fall	
'Montana' •Lemon yellow	H8-12" W10-15"	Spring-Fall	
'New York' •Pink with white tips.	H8-12" W10-15"	Spring-Fall	

Hypnotica Series Uniform flowering time for all varieties. Grows large flowers on shorter stems with heavy foliage.

'Electric Pink' •Bright pink	H12-18" W14-20"	Summer-Frost	
'Icarus' •Large, yellow petals with wide red tips.	H12-18" W14-20"	Summer-Frost	
'Lavender' •Lavender	H12-18" W14-20"	Summer-Frost	
'Lemon Swirl' *NEW* •Lemon yellow and white	H12-18" W14-20"	Summer-Frost	
'Orange' •Orange	H12-18" W14-20"	Summer-Frost	
'Red' •Red	H12-18" W14-20"	Summer-Frost	
'Rose Bicolor' •Yellow with pink tips.	H12-18" W14-20"	Summer-Frost	
'Tequila Sunrise' •Yellow with red tips.	H12-18" W14-20"	Summer-Frost	
'White' •Solid white	H12-18" W14-20"	Summer-Frost	
'Yellow' •Bright yellow	H12-18" W14-20"	Summer-Frost	

Mystic Series Set apart from other Dahlia varieties by their fashionable, filigreed, deep mahogany to black foliage topped with vivid blooms. These are strong plants with a profusion of single blooms that do not require staking.

'Illusion' •Bright yellow	H18-32" W12-16"	Summer-Frost	
-------------------------------------	--------------------	--------------	--

PREMIUM ANNUALS



PERENNIAL
FAVORITES

XXL Series All XXL varieties are just as their name suggests, very large-flowered with blooms boasting almost half a foot in diameter.

'Baja Sol' •Orange and yellow bicolor petals.	H15-18" W12-18"	Summer-Frost	○ ● ☞ ✂ 🦌
'Cancun' •Large red flowers	H15-18" W12-18"	Summer-Frost	○ ● ☞ ✂ 🦌
'Cozumel' *NEW* •Lavender and white	H14-20" W14-18"	Summer-Frost	○ ● ☞ ✂ 🦌
'Durango' •Fully-double, bright yellow blossoms.	H14-20" W14-18"	Summer-Frost	○ ● ☞ ✂ 🦌
'Ensenada' •Large pink flowers	H15-18" W12-18"	Summer-Frost	○ ● ☞ ✂ 🦌
'Hidalgo' •Fully-double, coppery-orange blossoms.	H14-20" W14-18"	Summer-Frost	○ ● ☞ ✂ 🦌
'Sunset' •Coral-pink petals emanate from a sunny-yellow center.	H15-18" W12-18"	Summer-Frost	○ ● ☞ ✂ 🦌
'Tabasco' •Bright reddish-orange petals with yellow streaks.	H14-20" W14-18"	Summer-Frost	○ ● ☞ ✂ 🦌
'Taxco' •Fully-double, deep maroon blossoms.	H14-20" W14-18"	Summer-Frost	○ ● ☞ ✂ 🦌
'Veracruz' •Fully-double, white blossoms with pink tips.	H14-20" W14-18"	Summer-Frost	○ ● ☞ ✂ 🦌

Didelta Spreading succulent subshrub that is indestructible in the summer months. The semi trailing habit makes this an ideal component plant in hanging baskets and container gardens for a splash of velvety, delicate, silver color.

'Silver Strand' •Silver leaves.	H6-8" W12-18"	Foliage Plant Summer-Frost	○ ● ☞ 🦌
---	------------------	-------------------------------	------------

Dorotheanthus

bellidiformis 'Mezoo Trailing Red' •Red flowers with variegated foliage. Succulent and mat forming. It has a dense, prostrate, free-branching and spreading habit. Loves heat.	H3-6" W6-12"	Foliage Plant Summer-Frost	○ ☞
--	-----------------	-------------------------------	-----

Euphorbia Clouds of airy flowers with green foliage and upright habit. Blooms summer to fall.

Star Dust Series A compact, mound form with oval, green leaves and excellent branching.

'Super Flash' •White flowers that cover the plant all season.	H15-18" W12-18"	Late Spring-Fall	○ ●
'White Flash' •Tiny white flowers. Does well in dry shade areas and under trees.	H15-18" W12-18"	Late Spring-Fall	○ ●

Fuchsia Wonderful flowers that bloom in the spring and continue throughout summer. Great in baskets and patio pots.

'Firecracker' •Coral flowers clusters with grey-green and cream variegated leaves, flushed pink and have pink undersides.	H12-36" W12-36"	Summer-Fall	○ ● ● ☞
'Gartenmeister' •Coral-red	H12-36" W12-36"	Summer-Fall	○ ● ● ☞

Gazania (SUMMER AVAILABILITY ONLY) Colorful sunrays burst atop leathery green leaves. Loves dry, sunny areas. Flowers close each night, to reopen at daybreak.

Kiss Series (splendens) Vigorous, uniformly mounded plants show off many flowers on short stems. Attractive foliage adds interest even when blooms are asleep. Plants love the heat and do great in borders, as a ground cover, in mixed containers and baskets.

'Frosty Red Flame' *SUMMER AVAILABILITY ONLY* •Scarlet red	H8-10" W8-10"	Summer-Frost	○ ☀ ☹
'Frosty White Flame' *SUMMER AVAILABILITY ONLY* •White-rose bicolor.	H8-10" W8-10"	Summer-Frost	○ ☀ ☹
'Mixed Colors' *SUMMER AVAILABILITY ONLY* •Red, yellow, orange, white and pink.	H8-10" W8-10"	Summer-Frost	○ ☀ ☹
'Yellow' *SUMMER AVAILABILITY ONLY* •Bright yellow flowers with yellow eye and bronze-tan spots.	H8-10" W8-10"	Summer-Frost	○ ☀ ☹

Geranium Easy to grow, colorful, and have a lovely fragrance.

Calliope Series Interspecific Hybrid with zonal-type flowers and leaves. Outstanding flower color and growth habit. Vigorous grower with a mounding to semi-trailing growth habit.

'Cascade Violet' •Semi-double, violet flowers. Bred for hanging baskets.	H12-16" W20-24"	Spring-Frost	○ ◐ ☹
'Medium Bright Scarlet' •Bright scarlet	H14-18" W16-20"	Spring-Frost	○ ◐ ☹
'Medium Crimson Flame' •Intense bicolor flowers of dark red edged in deep pink.	H14-18" W16-20"	Spring-Frost	○ ◐ ☹
'Medium Dark Red' •Dark red flowers	H14-18" W16-20"	Spring-Frost	○ ◐ ☹
'Medium Deep Rose' •Bright lavender-pink	H14-18" W16-20"	Spring-Frost	○ ◐ ☹
'Medium Pink Flame' •Pink with a darker pink eye zone.	H14-18" W16-20"	Spring-Frost	○ ◐ ☹
'Medium Violet' •Dark violet-purple	H14-18" W16-20"	Spring-Frost	○ ◐ ☹
'Medium White' •Large, semi-double, pure white flowers.	H14-18" W16-20"	Spring-Frost	○ ◐ ☹

Rocky Mountain Series Zonal Easy to grow and are very showy in ground beds and containers, with exceptionally large blooms.

'Dark Red' •Dark red blooms over dark green foliage.	H14-18" W16-20"	Spring-Frost	○ ◐ ☹
'Lavender' •Lavender	H14-18" W16-20"	Spring-Frost	○ ◐ ☹
'Magenta' •Dark magenta-pink	H14-18" W16-20"	Spring-Frost	○ ◐ ☹
'Orange' •Orange shades	H14-18" W16-20"	Spring-Frost	○ ◐ ☹
'Pink' •Pink	H14-18" W16-20"	Spring-Frost	○ ◐ ☹
'Violet' •Violet pink	H14-18" W16-20"	Spring-Frost	○ ◐ ☹

Helichrysum Velvety round foliage makes great accent plants. Semi-trailing habit makes it ideal for hanging baskets and containers. White is a more vigorous grower than Lemon. Cold tolerant. Don't over water.

petiolare 'Lemon Licorice' •Pale lime foliage.	H8-12" W18-20"	Spring-Frost	○ ◐
petiolare 'White Licorice' •Silvery white foliage.	H8-12" W18-20"	Spring-Frost	○ ◐

PREMIUM ANNUALS



PERENNIAL
FAVORITES

Heliotropium Heliotrope Large clusters of vanilla scented flowers rise above the green foliage of this upright plant. Blooms early summer to fall. Heat tolerant. Great in containers or landscape.

arborescens 'Marino Blue' •Dark violet with lavender centers.	H12-18" W12-18"	Late Spring-Frost	○ ●
---	--------------------	-------------------	-----

Hypoestes Polka Dot Plant An evergreen tropical subshrub that has colorful spotted leaves. These plants will produce tiny lilac flowers but is grown for their foliage.

Splash Select Series This mix includes red, rose, pink and white plants with speckles of green on the leaves. Can also be grown as an indoor houseplant.

'Pink' •Light pink leaves with dark green speckles.	H10-18" W12-14"	Spring-Frost	● ●
---	--------------------	--------------	-----

'Red' •Dark red leaves with dark green speckles.	H10-18" W12-14"	Spring-Frost	● ●
--	--------------------	--------------	-----

'Rose' •Dark pink leaves with dark green speckles.	H10-18" W12-14"	Spring-Frost	● ●
--	--------------------	--------------	-----

'White' •White leaves with dark green speckles.	H10-18" W12-14"	Spring-Frost	● ●
---	--------------------	--------------	-----

Impatiens In full to partial shade gardens, impatiens grow more colorfully than a painter's palette. Carefree, they need no pinching, and in full shade, little watering.

Beacon Series This series offers high resistance to downy mildew and won't collapse due to this destructive disease. Ideal for landscape and mass plantings.

'Bright Red' •Red	H15-20" W12-14"	Spring-Frost	● ●
-----------------------------	--------------------	--------------	-----

'Formula Mix' •Reds, pinks and white.	H15-20" W12-14"	Spring-Frost	● ●
---	--------------------	--------------	-----

'Orange' •Bright orange	H15-20" W12-14"	Spring-Frost	● ●
-----------------------------------	--------------------	--------------	-----

'Violet Shades' •Dark violet-pink shades	H15-20" W12-14"	Spring-Frost	● ●
--	--------------------	--------------	-----

'White' •Bright white	H15-20" W12-14"	Spring-Frost	● ●
---------------------------------	--------------------	--------------	-----

Bounce Series Amazing color for shade. Masses of beautiful blooms from spring to first frost. Disease resistant and best of all, will "bounce back" from a missed watering or two. Heat tolerant.

'Bright Coral' •Coral with a small pink center.	H14-20" W14-20"	Spring-Frost	● ●
---	--------------------	--------------	-----

'Cherry' •Cherry-red	H14-20" W14-20"	Spring-Frost	● ●
--------------------------------	--------------------	--------------	-----

'Pink Flame' •Bright pink bicolor	H14-20" W14-20"	Spring-Frost	● ●
---	--------------------	--------------	-----

'Violet' •Violet-pink	H14-20" W14-20"	Spring-Frost	● ●
---------------------------------	--------------------	--------------	-----

'White' •Bright white with a small dark pink center.	H14-20" W14-20"	Spring-Frost	● ●
--	--------------------	--------------	-----

Sunpatiens Series Robust, sun and heat-loving impatiens that thrive in full sun or part shade and deliver continuous color from spring through frost. Whether used in baskets, window boxes, patio pots or in the landscape, these beautiful plants combine massive flower power with tough, low-maintenance plants that flourish almost anywhere. Can be difficult to establish, extra watering required. Plant 4-8" apart to encourage better plant growth and a more uniform look in the landscape.

'Blush Pink' •Light pink	H14-28" W14-24"	Spring-Frost	○ ● ●
------------------------------------	--------------------	--------------	-------

'Compact Classic White' •Solid white	H14-28" W14-24"	Spring-Frost	○ ● ●
--	--------------------	--------------	-------

'Compact Deep Red' •Solid dark red	H14-28" W14-24"	Spring-Frost	○ ● ●
--	--------------------	--------------	-------

'Compact Electric Orange' •Solid orange	H14-28" W14-24"	Spring-Frost	○ ● ●
'Compact Hot Coral' •Bright coral with a pink eye.	H14-28" W14-24"	Spring-Frost	○ ● ●
'Compact Lilac' •Solid lavender-pink	H14-28" W14-24"	Spring-Frost	○ ● ●
'Compact Pink Candy' •Two-toned pink with dark pink markings.	H14-28" W14-24"	Spring-Frost	○ ● ●
'Compact Purple' •Dark purple	H14-28" W14-24"	Spring-Frost	○ ● ●
'Compact Royal Magenta' •Deep purple-pink	H14-28" W14-24"	Spring-Frost	○ ● ●
'Tropical Rose' •Pink shades with variegated foliage.	H14-28" W14-24"	Spring-Frost	○ ● ●
Ipomoea Sweet Potato Vine Accent plant with large leaves and a vigorous growth habit. Performs well in landscape, baskets or containers, but protect from the cold. Heat lover.			
batatas 'Black Heart' •Heart-shaped, deep black-purple foliage.	H6-12" W48-60"	Summer-Frost	○ ●
batatas 'Marguerite' •Chartreuse, heart-shaped foliage. Exceptionally vigorous growth habit.	H4-10" W48-60"	Summer-Frost	○ ●
batatas 'Spotlight Red Heart' *NEW* •Red	H8-10" W16-20"	Summer-Frost	○
Solar Power Series Accent plant with large leaves and a mounding, vigorous growth habit. These are densely branched plants. Sun and heat lover.			
'Black' •Deep cut with black, dark-veined foliage. Holds its color all summer.	H10-12" W24-36"	Summer-Frost	○ ●
'Black Heart' •Deep black. Very clean, true heart-shaped leaf.	H10-12" W24-36"	Summer-Frost	○ ●
'Lime' •Deeply cut, brightly colored, lime-green foliage.	H10-12" W24-36"	Summer-Frost	○ ●
'Lime Heart' •Chartreuse-green foliage that holds its color and shape all summer. Has a slight lobe in the heart-shape of the foliage.	H10-12" W24-36"	Summer-Frost	○ ●
'Red' •Bronze with cut, red-veined leaves.	H10-12" W24-36"	Summer-Frost	○ ●
'Red Heart' •Deep red color all summer. Clean, true, heart-shaped leaves.	H10-12" W24-36"	Summer-Frost	○ ●
Solar Tower Series First ever self-climbing Ipomoea. Climbs very quickly. Ideal for use with a trellis, as a topiary or on a vertical wall planting. Low maintenance.			
'Black' •Dark, deeply cut, purple-black leaves.	H48-84" W36-48"	Summer-Frost	○
'Lime' •Deeply cut, brightly colored, lime-green foliage.	H48-84" W36-48"	Summer-Frost	○
Lantana Tickberry Mounding habit with vibrant cluster blooms. Great summer color. Heat and sun lover.			
Landmark Series Consistent vigor for fast fill and fuller canopies. Thrives in extreme heat, humidity and drought			
'Citrus' *NEW* •Yellow to orange	H15-20" W-18-24"	Spring-Frost	○ ♀ ♂ ♀
'Sunrise Rose' *NEW* •Rose to yellow	H15-20" W-18-24"	Spring-Frost	○ ♀ ♂ ♀
'Yellow' *NEW* •Pure yellow	H15-20" W-18-24"	Spring-Frost	○ ♀ ♂ ♀

PREMIUM ANNUALS



PERENNIAL
FAVORITES

Lucky Series Plants stay upright with a controlled habit all season. Ideal for small-space gardens and containers.

'Flame' •Emerges golden yellow, then fades to orange and red.	H12-16" W12-14"	Spring-Frost	○ ☒ ♣
'Lavender' •Lavender pink and light yellow to white.	H12-16" W12-14"	Spring-Frost	○ ☒ ♣
'Pink' •Pink to yellow	H12-16" W12-14"	Spring-Frost	○ ☒ ♣
'Red' •Gold, orange and dark velvety red.	H12-16" W12-14"	Spring-Frost	○ ☒ ♣
'Sunrise Rose' •Clusters of yellow, orange and medium pink flowers.	H12-16" W12-14"	Spring-Frost	○ ☒ ♣
'White' •Clusters of white with yellow centers.	H12-16" W12-14"	Spring-Frost	○ ☒ ♣
'Yellow' •Bright solid yellow.	H12-16" W12-14"	Spring-Frost	○ ☒ ♣

Lobelia Delicate foliage covered with airy, three-petal, fan-shaped blooms. Compact mounding to trailing habits.

erinus 'Crystal Palace' •The leaves are bronze-tipped in part shade, intensifying in full sun and topped with masses of rich dark blue flowers. Mounding habit.	H4-6" W6-8"	Spring-Frost	○ ●
---	----------------	--------------	-----

Magadi Series Market leader for heat tolerance, this versatile series offers brilliant colors and different habits with strong performance. Basket varieties have a semi-trailing habit; all others are more mounding.

'Basket Dark Blue' •Blue-violet flowers over dark green foliage. Trailing habit; great for baskets or containers.	H6-10" W8-12"	Spring-Frost	○ ●
'Basket Dark Purple' •Dark purple flowers over dark green foliage. Trailing habit; great for baskets or containers.	H6-10" W8-12"	Spring-Frost	○ ●
'Basket White' •Pure white flowers over dark green foliage. Trailing habit; great for baskets or containers.	H6-10" W8-12"	Spring-Frost	○ ●
'Dark Blue' •Blue-violet	H6-10" W8-12"	Spring-Frost	○ ●
'Electric Blue' •Trailing azure-blue flowers with no deadheading.	H6-10" W8-12"	Spring-Frost	○ ●
'Electric Purple' •Bright violet-purple with a white center.	H6-10" W8-12"	Spring-Frost	○ ●

Techno Series Bred to withstand the hottest summer temperatures while blooming nonstop. Low maintenance, mounding semi-upright growth habit with dark green foliage.

'Upright Blue' •Blue	H8-12" W16-20"	Spring-Frost	○ ● ♣ ☒
'Upright Light Blue' •Light blue	H8-12" W16-20"	Spring-Frost	○ ● ♣ ☒
'Upright Purple' •Bright purple with a dark center.	H8-12" W16-20"	Spring-Frost	○ ● ♣ ☒
'Upright White' •Solid white	H8-12" W16-20"	Spring-Frost	○ ● ♣ ☒



Riviera Series (erinus) (SUMMER AVAILABILITY ONLY) Dwarf, vigorous series blooms very early and profusely. Plants keep their compact, mounded habit, making them ideal for gardens, color bowls and containers.

'Blue Eyes' *SUMMER AVAILABILITY ONLY* •Blue with white center.	H4-6" W6-8"	Spring-Frost	○ ● ☼
'Mix' *SUMMER AVAILABILITY ONLY* •Mix of white, lilac and rose.	H4-6" W6-8"	Spring-Frost	○ ● ☼
'Rose' *SUMMER AVAILABILITY ONLY* •Magenta-pink blooms with white eyes.	H4-6" W6-8"	Spring-Frost	○ ● ☼
'White' *SUMMER AVAILABILITY ONLY* •Solid bright white.	H4-6" W6-8"	Spring-Frost	○ ● ☼

Lobularia *Allysum* Covered with fragrant, small flowers. Heat and frost tolerant.

Stream Series Honey scented. Heat tolerant. Mounding habit.

'Lavender' •Lavender-purple blooms.	H8-12" W12-15"	Spring-Frost	○ ● ☼ ☼
'Purple Improved' •Dark purple blooms that don't fade in the sun.	H8-12" W12-15"	Spring-Frost	○ ● ☼ ☼
'Raspberry' •Raspberry	H8-12" W12-15"	Spring-Frost	○ ● ☼ ☼
'Snow White' •White	H8-12" W12-15"	Spring-Frost	○ ● ☼ ☼

Lotus Accent plant has silvery-grey, needle-like foliage. Unique flowers resemble parrot beaks. Needs cool night temperatures below 55 degrees to induce blooms.

'Parrot's Beak' •Yellow, orange and red blooms.	H8-12" W10-12"	Spring-Frost	○ ●
---	-------------------	--------------	-----

Lysimachia

nummularia 'Aurea Goldilocks' •Yellow foliage	H2-4" W12-24"	Summer	○ ● ●
nummularia 'Creeping Jenny' •Green foliage	H2-4" W24-36"	Summer	○ ● ●

Marigold (SUMMER AVAILABILITY ONLY) Marigolds have daisy-like or double carnation-like flowerheads and are produced singly or in clusters. No annual is more cheerful or easier to grow than marigolds.

erecta 'Taishan Orange' *NEW* •Orange. Larger flowers	H10-12" W8-10"	Spring-Summer	○ ☼
erecta 'Taishan Yellow' *NEW* •Yellow. Larger flowers	H10-12" W8-10"	Spring-Summer	○ ☼

Durango Series (patula) Ever popular, sun-loving and easily grown. The finely cut foliage has a distinctive scent. Blooms are large Anemone-type, producing large quantities of color the entire season.

'Bolero' *SUMMER AVAILABILITY ONLY* •Yellow and red	H10-12" W6-8"	Spring-Frost	○ ● ☼
'Mix' *SUMMER AVAILABILITY ONLY* •Orange, red and yellow	H10-12" W6-8"	Spring-Frost	○ ● ☼
'Orange' *SUMMER AVAILABILITY ONLY* •Solid orange	H10-12" W6-8"	Spring-Frost	○ ● ☼
'Red' *SUMMER AVAILABILITY ONLY* •Bold brick-red	H10-12" W6-8"	Spring-Frost	○ ● ☼
'Yellow' *SUMMER AVAILABILITY ONLY* •Bright solid yellow	H10-12" W6-8"	Spring-Frost	○ ● ☼

PREMIUM ANNUALS



PERENNIAL
FAVORITES

Mecardonia Small green leaves are covered with yellow Nemesia-like flowers. Excellent heat tolerance. This low maintenance landscape plant is also great in baskets and containers due to its trailing habit.

'Garden Freckles' •Bright yellow	H4-6" W10-12"	Spring-Frost	○ ●
'Magic Carpet' •Yellow	H4-6" W14-18"	Spring-Frost	○ ●

Osteospermum African Daisy Large daisy flowers. Plant has a compact growth habit and is an early spring bloomer. Blooming slows in high heat but flowers will return with cooler weather. They don't like 'wet-feet'.

'Voltage Gold' •Golden yellow	H10-16" W24-28"	Spring-Fall	○ ♀ ☞
'Voltage White' •White with a yellow center and pale yellow on the underside of the petals.	H12-18" W14-20"	Late Spring-Frost	○ ♀ ☞
'Voltage Yellow' •Bright yellow	H10-16" W24-28"	Late Spring-Frost	○ ♀ ☞

4D Series (ecklonis) This true double flower stays open all day and night for high-impact displays of color. Works great in hanging baskets, containers and gardens.

'Berry White' •White with a rose center.	H8-12" W12-16"	Late Spring-Frost	○ ☞
'Harvest Moon' •Pale moon yellow outer petals with a dark brown center.	H8-12" W12-16"	Late Spring-Frost	○ ☞
'Purple' •Two-toned purple blooms.	H8-12" W12-16"	Late Spring-Frost	○ ☞
'White' •Solid white	H8-12" W12-16"	Late Spring-Frost	○ ☞
'Yellow' •Bright double yellow flowers stay open 24/7.	H8-12" W12-16"	Spring-Summer	○ ☞

Flower Power Series (ecklonis) Early-to-flower series with a more mounded habit. Works great in containers and landscape. Petals are uniquely spooned-shaped.

'Spider Pink' •The 'spoons' are dark pink on the inside and light pink on the outside with a dark center.	H10-14" W14-20"	Spring-Frost	○ ♀ ☞
'Spider Purple' •Dark purple flowers with a darker center.	H10-14" W14-20"	Spring-Frost	○ ♀ ☞
'Spider White' •White petals with light purple on the reverse side and a darker center.	H10-14" W14-20"	Spring-Frost	○ ♀ ☞

Zion Series (ecklonis) Inspired by the colors of Zion National Park in Utah, this series features distinctive novel colors. Large flowers on plants with an upright habit. Heat and frost tolerant.

'Blue Denim' •Silvery blue flowers with black eyes and violet tips.	H16-20" W16-24"	Late Spring-Frost	○ ♀ ☞
'Copper Amethyst' •Dark purple to orange.	H16-20" W16-24"	Late Spring-Frost	○ ♀ ☞
'Morning Sun' •Bright yellow with a purple eyezone. Upright habit. Heat tolerant.	H16-20" W16-24"	Late Spring-Frost	○ ♀ ☞
'Orange Burst' *NEW* •Bronze, orange and yellow bicolor	H16-20" W16-24"	Late Spring-Frost	○ ♀ ☞
'Purple Sun' •Light orange petals with a brushed on purple eye zone. Unique brilliant earth tones.	H16-20" W16-24"	Late Spring-Frost	○ ♀ ☞
'Red' •Solid dark red	H16-20" W16-24"	Late Spring-Frost	○ ♀ ☞
'Rose Surprise' *NEW* •Yellow to pink	H16-20" W16-24"	Late Spring-Frost	○ ♀ ☞

Pansy (EARLY SPRING AND FALL AVAILABILITY) Low maintenance and frost tolerant. Great in landscapes and containers, for spring or fall.

Matrix Series Plants are compact with a well branched, mounding habit.

'Autumn Blaze Mix' *FALL AVAILABILITY ONLY* •Burgundy, orange and yellow.	H-6-8" W8-10"	Early Spring/Fall Zone 6(-10°)	○ ● ●
'Blotch Mix' *SPRING AND FALL AVAILABILITY* •Mix with dark centers.	H-6-8" W8-10"	Early Spring/Fall Zone 6(-10°)	○ ● ●
'Blue Blotch' *SPRING AND FALL AVAILABILITY* •Deep blue with a dark center.	H-6-8" W8-10"	Early Spring/Fall Zone 6(-10°)	○ ● ●
'Citrus Mix' *SPRING AND FALL AVAILABILITY* •Orange, yellow and white.	H-6-8" W8-10"	Early Spring/Fall Zone 6(-10°)	○ ● ●
'Clear Mix' *SPRING AND FALL AVAILABILITY* •Solid colors mix.	H-6-8" W8-10"	Early Spring/Fall Zone 6(-10°)	○ ● ●
'Midnight Glow' *SPRING AND FALL AVAILABILITY* •Dark purple with a yellow center.	H-6-8" W8-10"	Early Spring/Fall Zone 6(-10°)	○ ● ●
'Ocean' *SPRING AND FALL AVAILABILITY* •Light purple with a dark center.	H-6-8" W8-10"	Early Spring/Fall Zone 6(-10°)	○ ● ●
'Orange' *SPRING AND FALL AVAILABILITY* •Solid orange	H-6-8" W8-10"	Early Spring/Fall Zone 6(-10°)	○ ● ●
'Pink Shades' *SPRING AND FALL AVAILABILITY* •Pink shades with dark centers.	H-6-8" W8-10"	Early Spring/Fall Zone 6(-10°)	○ ● ●
'Primrose' *SPRING AND FALL AVAILABILITY* •Medium light yellow	H-6-8" W8-10"	Early Spring/Fall Zone 6(-10°)	○ ● ●
'Purple' *SPRING AND FALL AVAILABILITY* •Purple with a small yellow center and dark purple veining.	H-6-8" W8-10"	Early Spring/Fall Zone 6(-10°)	○ ● ●
'Rose' *SPRING AND FALL AVAILABILITY* •Rose-red with a tiny yellow eye.	H-6-8" W8-10"	Early Spring/Fall Zone 6(-10°)	○ ● ●
'Rose Wing' *SPRING AND FALL AVAILABILITY* •White with a dark center and a rose wing.	H-6-8" W8-10"	Early Spring/Fall Zone 6(-10°)	○ ● ●
'Scarlet' •Dark red with a tiny yellow eye	H-6-8" W8-10"	Early Spring/Fall Zone 6(-10°)	○ ● ●
'Solar Flare' *SPRING AND FALL AVAILABILITY* •Orange-yellow with a dark center.	H-6-8" W8-10"	Early Spring/Fall Zone 6(-10°)	○ ● ●
'Sunrise' *SPRING AND FALL AVAILABILITY* •Shades of pinks and yellows with a dark center.	H-6-8" W8-10"	Early Spring/Fall Zone 6(-10°)	○ ● ●
'True Blue' *SPRING AND FALL AVAILABILITY* •Blue with a small yellow center and darker blue veining.	H-6-8" W8-10"	Early Spring/Fall Zone 6(-10°)	○ ● ●
'White' *SPRING AND FALL AVAILABILITY* •Solid white with a tiny yellow center.	H-6-8" W8-10"	Early Spring/Fall Zone 6(-10°)	○ ● ●
'White Blotch' *SPRING AND FALL AVAILABILITY* •White with a dark center.	H-6-8" W8-10"	Early Spring/Fall Zone 6(-10°)	○ ● ●
'Yellow' *SPRING AND FALL AVAILABILITY* •Solid bright yellow	H-6-8" W8-10"	Early Spring/Fall Zone 6(-10°)	○ ● ●
'Yellow Blotch' *SPRING AND FALL AVAILABILITY* •Yellow with a dark center.	H-6-8" W8-10"	Early Spring/Fall Zone 6(-10°)	○ ● ●

Pepper; See Capsicum

Perilla Foliage plant that is heat and cold tolerant. Extremely well branched. Fast and vigorous growth. Grow in garden or large containers.

Magilla Series (frutescens)

'Purple' •Showy, maroon-purple, Coleus-like foliage with a bright pink leaf center.	H24-36" W12-18"	Summer-Frost	○ ● ● ● ☿
---	--------------------	--------------	--------------

PREMIUM ANNUALS



PERENNIAL
FAVORITES

Petchoa These are Petunia/Calibrachoa hybrids that produce large flowers, non-sticky foliage and all-weather performance. Works well being planted directly in the ground.

SuperCal Series This series has a mounding, spreading habit and a long bloom time with showy flowers.

'Premium Bordeaux' •Bordeaux red	H14-24" W14-26"	Spring-Fall	○ ● ♀
'Premium Cinnamon' • Dark orange	H14-24" W14-26"	Spring-Fall	○ ● ♀
'Premium Pearl White' •White with a small yellow eye zone.	H14-24" W14-26"	Spring-Fall	○ ● ♀
'Premium Purple Dawn' •Purple with a darker eye zone.	H14-24" W14-26"	Spring-Fall	○ ● ♀
'Premium Sunray Pink' •Dark lavender-pink with red-brown eye zone and veining.	H14-24" W14-26"	Spring-Fall	○ ● ♀
'Premium Sunset Orange' •Gold-orange	H14-24" W14-26"	Spring-Fall	○ ● ♀
'Premium Yellow Sun' •Yellow with darker veining.	H14-24" W14-26"	Spring-Fall	○ ● ♀

Petunia Trumpet-shaped flowers.

Capella Series Big flowers on a compact, mounded form with a semi-trailing habit. Perfect for small pots and summer borders. Early blooms are self-cleaning for a tidy look all season. Tolerates heat and holds up in rain and wind.

'Coral' •Solid coral	H8-10" W10-14"	Spring-Early Fall	○ ♀
'Hello Yellow' •Solid yellow	H8-10" W10-14"	Spring-Early Fall	○ ♀

Cascadia Series Low spreading growth habits and flowers produced all along the trailing stems.

'Indian Summer' •Orange and pink blooms.	H6-10" W12-36"	Spring-Frost Zone 6(-10°)	○ ● ♀
--	-------------------	------------------------------	-------

DuraBloom Series This series was bred for garden performance. Quick to recover from rain and wind. Well branched with large, bright colored flowers. Spreading habit when planted in the landscape.

'Blue Vein' •Light blue with deep blue throat.	H8-12" W18-24"	Spring-Frost	○ ♀
'Hot Pink' •Dark pink	H8-12" W18-24"	Spring-Frost	○ ♀
'Purple' •Purple	H8-12" W18-24"	Spring-Frost	○ ♀
'Red' •Red	H8-12" W18-24"	Spring-Frost	○ ♀
'Royal Pink' •Pink with a darker eye.	H8-12" W18-24"	Spring-Frost	○ ♀
'Watermelon' •Red	H8-12" W18-24"	Spring-Frost	○ ♀
'White' •White with a light yellow throat.	H8-12" W18-24"	Spring-Frost	○ ♀
'Yellow' •Yellow	H8-12" W18-24"	Spring-Frost	○ ♀

Easy Wave Series (SUMMER AVAILABILITY ONLY) Super fast growing, easy care, spreading, and blooms profusely.

'Blue' *SUMMER AVAILABILITY* •Dark blue	H6-12" W30-40"	Early Spring-Early Fall	○ ♀ ⚡
'Burgundy Velour' *SUMMER AVAILABILITY* •Burgundy with a black eye zone.	H6-12" W30-40"	Early Spring-Early Fall	○ ♀ ⚡
'Formula Mix' *SUMMER AVAILABILITY* •Mix of bright solid colors	H6-12" W30-40"	Early Spring-Early Fall	○ ♀ ⚡

'Lavender Sky Blue' *SUMMER AVAILABILITY* •Medium blue	H6-12" W30-40"	Early Spring-Early Fall	○ ♀ ☹
'Pink' *SUMMER AVAILABILITY* •Pink	H6-12" W30-40"	Early Spring-Early Fall	○ ♀ ☹
'Red' *SUMMER AVAILABILITY* •Bright red	H6-12" W30-40"	Early Spring-Early Fall	○ ♀ ☹
'Violet' *SUMMER AVAILABILITY* •Violet	H6-12" W30-40"	Early Spring-Early Fall	○ ♀ ☹
'White' *SUMMER AVAILABILITY* •Solid white with a light green center.	H6-12" W30-40"	Early Spring-Early Fall	○ ♀ ☹
'Yellow' *SUMMER AVAILABILITY* •Yellow edged in a lighter yellow to white margin.	H6-12" W30-40"	Early Spring-Early Fall	○ ♀ ☹
Headliner Series This mounded petunia series offers early flowering with a dramatic color range. They create eye-catching finished baskets, pots, and annual beds with large blooms.			
'Crystal Sky' •Lavender with white splotches and dark purple veining.	H10-16" W20-30"	Spring-Frost	○ ♀ ☹
'Electric Purple Sky' •Purple splotched with white.	H10-16" W20-30"	Spring-Frost	○ ♀ ☹
'Night Sky' •Dark violet blooms splotched with white.	H10-16" W20-30"	Spring-Frost	○ ♀ ☹
'Pink Sky' •Dark pink blooms splotched with white.	H10-16" W20-30"	Spring-Frost	○ ♀ ☹
'Raspberry Star' •A bicolor white and dark pink bloom.	H10-16" W20-30"	Spring-Frost	○ ♀ ☹
'Sky Blue' •Blue	H10-16" W20-30"	Spring-Frost	○ ♀ ☹
'Strawberry Sky' •Red with white speckles.	H10-16" W20-30"	Spring-Frost	○ ♀ ☹
Itsy Series Small but mighty! Exceptional color coverage and good vigor, It's a great option for both the landscape and containers.			
'Magenta' •Magenta	H4-6" W18-24"	Spring-Summer	○ ♀
'Pink' *NEW* •Pink with a white throat	H4-6" W18-24"	Spring-Summer	○ ♀
'White' •White	H4-6" W18-24"	Spring-Summer	○ ♀
Ray Series Mounding, semi-trailing habit. Large, showy flowers. Better performance.			
'Black' •Solid black	H14-18" W14-18"	Spring-Frost	○ ♀
'Fuchsia' •Fuchsia-pink with darker throat.	H14-18" W14-18"	Spring-Frost	○ ♀
Phlox Large, lightly scented blooms cover mounding to cascading plants. Performs well in landscapes, baskets and containers.			
Phlox Gisele Series Bred for reliable rooting, heat tolerance and large, attractive flower clusters. Has a mounding, trailing habit.			
'Hot Pink' •Hot pink with a brushed white eye.	H10-12" W14-18"	Spring-Frost	○ ◐ ♀
'Light Pink with Eye' •Light pink with red eye.	H10-12" W14-18"	Spring-Frost	○ ◐ ♀
'Purple' • Purple	H10-12" W14-18"	Spring-Frost	○ ◐ ♀
'Red' •Red	H10-12" W14-18"	Spring-Frost	○ ◐ ♀
'White' •White	H10-12" W14-18"	Spring-Frost	○ ◐ ♀

PREMIUM ANNUALS



PERENNIAL
FAVORITES

Plumbago Also called cape leadwort, this selection has clusters of sky blue flowers that bloom all season on woody stems. A good choice for a large container or trained to a trellis.

auriculata 'Imperial Blue' •Sky blue	H24-36" W24-36"	Early Summer-Fall	○ ● ♀
--	--------------------	-------------------	-------

Plectranthus Long, trailing stems in variegated green and white foliage.

coleoides 'Variegata' •Variegated green with small white margins.	H6-8" W12-18"	Spring-Frost	○ ● ♀
---	------------------	--------------	-------

Portulaca This accent plant cascades fountain-like from baskets, containers or as a ground cover.

Sundial Series An early, uniformly growing plant with compact growth habit, green foliage and fully doubled large flowers that bloom in an array of colors.

'Caliente Mix' •Mix	H6-8" W14-16"	Late Spring-Summer	○ ● ♀
'Deep Red' •Red	H6-8" W14-16"	Late Spring-Summer	○ ● ♀
'Fuchsia' •Bright fuchsia	H6-8" W14-16"	Late Spring-Summer	○ ● ♀
'Orange' •Orange	H6-8" W14-16"	Late Spring-Summer	○ ● ♀
'Peach' •Peach	H6-8" W14-16"	Late Spring-Summer	○ ● ♀
'Peppermint' •Light pink with dark pink streaks.	H6-8" W14-16"	Late Spring-Summer	○ ● ♀
'White' •White	H6-8" W14-16"	Late Spring-Summer	○ ● ♀
'Yellow' •Yellow	H6-8" W14-16"	Late Spring-Summer	○ ● ♀

Salvia Sage Large and diverse group of hardy and tender perennials, annuals and herbs. Fairly drought tolerant. Bright tubular flowers form whorled spikes. Foliage is usually aromatic.

farinacea 'Victoria Blue' *606 SUMMER AVAILABILITY ONLY* •Intense blue flowers that rest on a compact plant on narrow grey-green leaves.	H14-18" W12-18"	Summer-Frost	○ ♀ ♀
farinacea 'Victoria White' *SUMMER AVAILABILITY ONLY* •Pure white flowers that rest on a compact plant of narrow grey-green leaves.	H16-20" W12-18"	Summer-Fall	○ ♀ ♀
greggii 'Hot Lips' •Bicolor red and white. When the summer nights are warm, the new flowers are all red with an occasional solid white one. As fall approaches the flowers will again be bicolored red and white.	H30-36" W18-24"	Early Summer-Frost	○ ♀ ♀
guarantica 'Black and Blue' •Bushy, upright plant is free branching. Dark green, slightly hairy leaves with tubular dark purple flowers.	H18-30" W12-18"	Early Summer-Frost	○ ♀
'Hummingbird Falls' •Deep purple	H12-24" W18-36"	Spring-Fall	○ ♀
'Wendy's Wish' •Deep green foliage has a well branching habit, producing dark pink flowers.	H30-36" W24-36"	Spring-Summer	○ ♀

Heatwave Series (microphylla x) Mass display of intense colored flowers on a compact shrub-like plant.

'Blast' •Salmon pink	H24-36" W24-36"	Spring-Frost	○ ♀ ⚡
'Blaze' •Dark crimson	H24-36" W24-36"	Spring-Frost	○ ♀ ⚡
'Breeze' •Violet purple	H24-36" W24-36"	Spring-Frost	○ ♀ ⚡



'Glimmer' •Creamy white petals grow on purple stems.	H24-36" W24-36"	Spring-Frost	○ ♀ ☼
'Glitter' •Vivid pink	H24-36" W24-36"	Spring-Frost	○ ♀ ☼
'Sparkle' •Deep pink with a white throat.	H24-36" W24-36"	Spring-Frost	○ ♀ ☼
Lighthouse Series Tall bushy variety.			
'Purple' •Plum purple	H24-36" W10-18"	Spring-Fall	○ ♀ ☼
'Red' •Red	H24-36" W10-18"	Spring-Fall	○ ♀ ☼
Sanvitalia Great for ground covers and small to mid-size containers. Bright flowers bloom continuously, very heat tolerant.			
speciosa 'Powerbini' •Abundant small yellow flowers.	H6-10" W12-16"	Summer-Frost	○ ◐ ♀
Scaevola Fan Flower Fan-shaped flowers on serrated, oval, dark green leaves. Heat tolerant and easy to maintain. Great in the landscape and containers.			
'Pink Blessing' •Pink	H6-8" W22-24"	Spring-Frost	○
Bombay Series A down under wonder that thrives through extreme heat. Strong trailing habits are the ideal choice for summer baskets and combos.			
'Platinum' •Silver	H8-12" W18-22"	Late Spring-Fall	○
Touch Series This floriferous filler plant is drought tolerant and thrives in hot summer temperatures. Scaevola is a pest-resistant and low-maintenance plant.			
'Indigo' •Purple	H8-14" W18-24"	Spring-Frost	○
'White' •White	H8-14" W18-24"	Spring-Frost	○
Senecio Dusty Miller			
candicans 'Angel Wings' •Huge, grayish-white foliage that forms a tight mound.	H10-12" W10-12"	Foliage plant	○ ◐ ♀
cineraria 'Silverdust' •Finely cut, silvery- white, velvety leaves.	H8-12" W8-10"	Foliage Plant	○ ◐
Solenostemon; See Coleus			
Stock (Matthiola)			
Hot Cakes Series			
'Hot Rose' *SPRING AND FALL AVAILABILITY* •Rose	H10-16" W6-8"	Early Spring-Frost	○
'Mix' *SPRING AND FALL AVAILABILITY* •Burgundy, purple, pink and white, double flowers.	H10-16" W6-8"	Early Spring-Frost	○
'Pink' *SPRING AND FALL AVAILABILITY* •Pink double flowers.	H10-16" W6-8"	Early Spring-Frost	○
'Purple' *SPRING AND FALL AVAILABILITY* •Purple double flowers.	H10-16" W6-8"	Early Spring-Frost	○
'White' *SPRING AND FALL AVAILABILITY* •White double flowers.	H10-16" W6-8"	Early Spring-Frost	○

PREMIUM ANNUALS



PERENNIAL
FAVORITES

Sutera (Bacopa) Very vigorous trailing plant is covered with five-petal blooms. Does best in cool weather.

Hybrid Scopia Series Evergreen annual plants with a trailing growth habit. Relatively fine foliage sets this series apart from other garden plants with less refined foliage. Larger flowers with better flower set.

'Guliver Blue' •Dark blue	H4-8" W12-18"	Early Spring-Frost	○ ● ☼
'Guliver Pink' •Pink	H4-8" W12-18"	Early Spring-Frost	○ ● ☼
'Guliver White' •White	H4-8" W12-18"	Early Spring-Frost	○ ● ☼

Verbena Verbena is a spreading plant ideal for cascading over retaining walls, pots, baskets and window boxes. As long as the soil is extremely well drained, verbena will produce countless clusters of small blooms all season.

bonariensis 'Little One' •Upright, dwarf form. Pinkish-purple buds open to show pink flowers that fade to off-white.	H18-24" W15-18"	Spring-Frost	○
--	--------------------	--------------	---

Lanai Series Large flower clusters bloom from tip to crown in a compact habit. Good in landscapes and containers. Bred for powdery mildew resistance.

'Upright Blue with Eye' •Royal blue with a white eye.	H8-12" W12-14"	Late Spring-Frost	○
'Upright Pink with Eye' •Pink with a white eye.	H8-12" W12-14"	Late Spring-Frost	○
'Upright Purple with Eye' •Purple with a white eye.	H8-12" W12-14"	Late Spring-Frost	○
'Upright Red with Eye' •Red with a white eye.	H8-12" W12-14"	Late Spring-Frost	○
'Upright Rose with Eye' •Dark pink with a white eye.	H8-12" W12-14"	Late Spring-Frost	○









Lascar Series It is an early-flowering, uniform series of medium-vigor verbena.

'Black Velvet' •Violet-purple	H12-14" W12-16"	Spring-Fall	○ ♀
'Mango Orange' •Orange-salmon	H12-14" W12-16"	Spring-Fall	○ ♀
'Orange Lava' •Deep orange	H12-14" W12-16"	Spring-Fall	○ ♀
'Vampire' •Bold red color with a distinct dark eye.	H12-14" W12-16"	Spring-Fall	○ ♀

Vanessa Series Big, bold colors that last all season long. Mildew resistant.



















'Compact Bicolor Purple' •Shades of purple to white.	H6-8" W10-14"	Late Spring-Frost	○ ♀
'Compact Deep Pink' •Dark pink with a white eye.	H6-8" W10-14"	Late Spring-Frost	○ ♀
'Compact Lavender' •Soft lavender	H6-8" W10-14"	Late Spring-Frost	○ ♀
'Compact Lime' •Creamy lime-green	H6-8" W10-14"	Late Spring-Frost	○ ♀
'Compact Neon Pink' •Dark pink	H6-8" W10-14"	Late Spring-Frost	○ ♀
'Compact Red' •Scarlet-red	H6-8" W10-14"	Late Spring-Frost	○ ♀
'Compact Violet' •Violet with a white eye.	H6-8" W10-14"	Late Spring-Frost	○ ♀
'Compact White' •Solid white	H6-8" W10-14"	Late Spring-Frost	○ ♀

Vinca Commonly called greater periwinkle, large periwinkle or blue buttons.

major 'Maculata' •Dark green leaves with unevenly variegated yellow-green centers. Grown for foliage. Produces a 5 petaled pale blue flower.	H4-8" W12-24"	Spring	   
major 'Variegata' •Beautiful green and white, variegated foliage. Grown for foliage. Evergreen ground cover that produces true blue flowers.	H4-8" W12-24"	Spring	   





























Viola Sweet Violet (SPRING AND FALL AVAILABILITY) Fragrant flowers with small pansy blooms. Trailing, compact with dark green foliage. Does best in cooler weather. Longer living than traditional pansies.

Sorbet Series (cornuta) Unbeatable vigor and excellent performance across a wide range of climatic conditions. Excellent over-wintering in the garden. Early and uniform blooming.

'All Season Mix' *SPRING AND FALL AVAILABILITY* •A beautiful mix of clear faced violas.	H6-8" W6-8"	Spring-Fall Zone 6(-10°)	 
'Blue Blotch' *SPRING AND FALL AVAILABILITY* •Dark velvet blue with small black blotch face.	H6-8" W6-8"	Spring-Fall Zone 6(-10°)	 
'Deep Orange' *SPRING AND FALL AVAILABILITY* •Clear orange	H6-8" W6-8"	Spring-Fall Zone 6(-10°)	 
'Fire' *SPRING AND FALL AVAILABILITY* •Red to yellow	H6-8" W6-8"	Spring-Fall Zone 6(-10°)	 
'Jump Up Mix' *SPRING AND FALL AVAILABILITY* •A mix of multicolored flowers with 'whiskers' on their faces.	H6-8" W6-8"	Spring-Fall Zone 6(-10°)	 
'Purple' *SPRING AND FALL AVAILABILITY* •Dark purple	H6-8" W6-8"	Spring-Fall Zone 6(-10°)	 
'Red Blotch' *SPRING AND FALL AVAILABILITY* •Dark red with a black blotch face.	H6-8" W6-8"	Spring-Fall Zone 6(-10°)	 
'White' *SPRING AND FALL AVAILABILITY* •White with a few whiskers.	H6-8" W6-8"	Spring-Fall Zone 6(-10°)	 
'Yellow' *SPRING AND FALL AVAILABILITY* •Yellow	H6-8" W6-8"	Spring-Fall Zone 6(-10°)	 

Zinnia (SUMMER AVAILABILITY ONLY) Zinnias are one of the easiest annuals to grow. Outstanding in beds, borders and containers. Zinnias thrive in the sun and heat of summer, providing an abundance of bright, vibrant blooms.

Profusion Series Early, continuous-blooming plants perform well under both warm and cool conditions. Excellent tolerance to disease, including Powdery Mildew and Bacterial Leaf Spot.

'Fire' *SUMMER AVAILABILITY ONLY* *NEW* •Electric Deep Orange	H10-12 W12-15	Summer-Frost	   
'All American Mix' *SUMMER AVAILABILITY ONLY* •Mix: shades of pink, red, yellow and white.	H10-12" W12-15"	Summer-Frost	   
'Cherry' *SUMMER AVAILABILITY ONLY* •Cherry-red tinged with pink, yellow center.	H10-12" W12-18"	Summer-Frost	   
'Cherry Bicolor' *SUMMER AVAILABILITY ONLY* •Dark pink to white shades	H12-18" W16-24"	Summer-Frost	   
'Red' *SUMMER AVAILABILITY ONLY* *NEW* •Deep Red	H10-12 W12-15	Summer-Frost	   
'White' *SUMMER AVAILABILITY ONLY* •Double white	H12-24" W12-24"	Summer-Frost	   
'Yellow' *SUMMER AVAILABILITY ONLY* •Intense shades of yellow.	H10-12" W12-18"	Summer-Frost	   

HERBS

BASIL *Ocimum*

basilicum 'Boxwood' •Named for its shape. Unlike the large leafed basil, this plant is a tight mound of small leaves that resemble boxwood plants.	H12-16" W12-18"	Summer Zone 10(30°)	○
basilicum 'Red Rosie' •Intense dark purple-red color. Plants are compact and upright. A favorite for its unique color and mild, aromatic basil flavor.	H12-24" W6-12"	Summer Zone 10(30°)	○
basilicum 'Try Basil' •An easy way to grow 3 different basil in one pot. Leaves should be harvested just before the plants begin to flower.	H12-24" W12-18"	Summer Zone 10(30°)	○

CITRONELLA *Pelargonium Scented Geranium*

graveolens 'Citronella' •Deeply cut, crinkled and serrated, soft, green leaves. Strongly citrus scented. Produces small lavender pink flowers in summer.	H12-24" W12-18"	Summer Zone 10(30°)	○ ◐
--	--------------------	------------------------	-----

CHIVES *Allium*

schoenoprasum <i>Gigantic</i> •Elegant garden plant with attractive star-shaped flowers. The leaves and stems have a mixed flavor of onion and garlic. The foliage and the flowers are edible. Not available in Idaho.	H12-18" W6-9"	Late Summer Zone 4(-30°)	○ ♀ ♂
schoenoprasum <i>Onion Chives</i> •Beautiful pink flowers and foliage have a distinctive mild onion flavor. Both foliage and flowers are edible. Not available in Idaho.	H12-18" W8-12"	Late Summer Zone 4(-30°)	○ ♀ ♂
tuberosum <i>Garlic Chives</i> •Sweet-scented white flowers compliment grey-green leaves. Foliage has a distinctive mild garlic flavor. Harvest blades by cutting all the way to the ground. Not available in Idaho.	H12-18" W8-12"	Late Summer Zone 3(-40°)	○ ♀ ♂

CILANTRO *Coriandrum*

sativum 'Santo' •Aromatic, pungent, sharp-flavored leaves leaves (cilantro) and seeds (coriander). Harvest before blooming for best flavor.	H12-18" W8-12"	Summer Zone 10(30°)	○
---	-------------------	------------------------	---

DILL *Anethum*

graveolens <i>Fernleaf Dill</i> •Fragrant, ferny foliage and flowers. Leaves and seeds provide a distinctive flavor and aroma to a wide range of culinary favorites. Compact growth habit. AAS winner 1992.	H12-18" W12-16"	Summer Zone 10(30°)	○ ♀
---	--------------------	------------------------	-----

FENNEL *Foeniculum*

vulgare <i>Bronze Fennel</i> •Aromatic, feathery, bronze foliage with yellow flowers. Leaves and seeds have a pleasant anise flavor.	H36-60" W24-36"	Late Summer Zone 4(-30°)	○
--	--------------------	-----------------------------	---

HORSERADISH *Armoracia*

rusticana <i>Horseradish</i> •Has a pungent, biting flavor. A perennial plant. Harvest in the fall after frost kills the leaves.	H18-36" W24-36"	Summer-Fall Zone 4(-30°)	○ ♀
--	--------------------	-----------------------------	-----

LEMON BALM *Melissa*

officinalis <i>Lemon Balm</i> •Light citrus scent and flavor. Clusters of small, light yellow flowers grow where the leaves meet the stem. The leaves are very deeply wrinkled and range from dark green to yellowish green in color. Member of the mint family.	H24-36" W20-24"	Spring-Summer Zone 4(-30°)	○
--	--------------------	-------------------------------	---



LEMON GRASS <i>Cymbopogon</i>			
citratus <i>Lemongrass</i> •Lemongrass provides a zesty lemon flavor and aroma. It can be frozen, dried, or used fresh.	H24-48" W18-24"	Harvest Once Established Zone 8(10°)	○
MINT <i>Mentha</i>			
gracilis <i>Ginger Mint</i> •Green foliage with gold veins. Fruit scented aroma with a hint of ginger. Not sold in Idaho.	H8-12" W12-15"	Late Summer Zone 5(-20°)	○ ● ☒
suaveolens ' <i>Variegata</i> ' <i>Pineapple Mint</i> •Variegated green and white leaves with a strong fruity scent, resembling pineapples. Not sold in Idaho.	H24-36" W18-24"	Late Summer Zone 5(-20°)	○ ● ☒
x piperita <i>Chocolate Mint</i> •Strong mint used for teas. Easy to grow and spreads rapidly. Pick leaves frequently to manage growth. Plants have lavender flowers. Not sold in Idaho.	H12-24" W18-24"	Late Summer Zone 4(-30°)	○ ● ☒
x piperita <i>Orange Mint</i> •Traditional mint aroma with a hint of orange citrus. Not sold in Idaho.	H24-36" W48-72"	Late Summer Zone 5(-20°)	○ ● ☒
x piperita <i>Peppermint</i> •Strong peppery bite with a cool aftertaste that sets it apart from other types of mint. Not sold in Idaho.	H12-24" W18-24"	Late Summer Zone 3(-40°)	○ ● ☒
OREGANO <i>Origanum</i> Oregano's pungency is in direct proportion to the amount of sun it receives. It grows with woody stems and dark green leaves. For the best flavor, add oregano in the last few minutes of cooking.			
vulgare <i>Greek Oregano</i> •Tender, sweetly spicy leaves with excellent flavor. Low growing habit with soft, fuzzy, dark green foliage. Flowers are light pink to white. Use fresh, dried or fresh frozen. Harvest before flowering for optimal flavor.	H18-24" W10-12"	Summer Zone 4(-30°)	○ ●
majoricum ' <i>Italian</i> ' •A cross between sweet and wild oregano. The gentle flavor is probably the most popular oregano, nick-named "The Pizza Herb".	H12-24" W24-36"	Summer Zone 6(-10°)	○ ●
vulgare ' <i>Variegata</i> ' •Attractive, variegated, white and green foliage will add color and flavor, with tender, sweetly spiced leaves. Typical oregano spreading habit. Works great on the patio or in the garden. Harvest before flowering.	H18-24" W12-18"	Summer Zone 5(-20°)	○ ●
PARSLEY <i>Petroselinum</i> Great as an addition to asparagus, peas, potatoes, eggs, and beef. Chewing parsley will help with bad breath from food odors such as garlic.			
cablin ' <i>Dark Green Italian</i> ' <i>Flat Leaf Parsley</i> •Attractive, fragrant, dark green leaves are excellent for seasoning and as a garnish. A biennial, grown as an annual.	H18-24" W12-18"	Late Summer Zone 5(-20°)	○ ●
crispum ' <i>Triple Curled</i> ' •Fast-growing and produces closely curled dark leaves.	H12-14" W12-18"	Late Summer Zone 5(-20°)	○ ●
ROSEMARY <i>Rosmarinus</i> Rosemary is an attractive evergreen shrub with needle-like leaves.			
officinalis ' <i>Arp</i> ' <i>Hardy Rosemary</i> •Intensely fragrant leaves are dark green over a compact upright habit. An especially hardy variety.	H36-48" W36-48"	Late Spring-Summer Zone 6(-10°)	○ ● ♻️ ☒
officinalis ' <i>Barbeque</i> ' <i>Rosemary</i> •Quickly forms an upright hedge of aromatic needle-like leaves. Covered in blue flowers in Summer. Maintains especially good flavor and aroma for cooking.	H36-48" W18-24"	Late Spring-Summer Zone 8(10°)	○ ☒
officinalis ' <i>Hill Hardy</i> ' •It produces a tea-like fragrance and pungent, slightly bitter taste. Spiky green leaves on upright, woody stems with blue flowers in winter and spring, if the climate will allow. An especially hardy variety.	H24-36" W12-36"	Late Spring-Summer Zone 6(-10°)	○ ● ♻️ ☒

RUE Ruta

graveolens Rue Herb of Grace

•Evergreen, somewhat shrubby plant, is a native of Southern Europe. Bright yellow flowers with blue-green foliage produces small green berries at the end of the season. Used for medicinal purposes. Leaves are toxic if ingested in large doses.

H18-24"
W14-18"

Spring-Summer
Zone 7(0°)



SAGE Salvia

officinalis 'Berggarten' Garden Sage

•Grown for both ornamental and culinary purposes. This shrubby plant has rounded, soft sea-green leaves with a unique pungent flavor and aroma. Can use fresh or dried. This variety rarely blooms and has better leaf production than other sages.

H18-24"
W18-24"

Spring
Zone 5(-20°)



officinalis 'Icterina' Golden Variegated

•Aromatic foliage and blue flower spikes. Can be used fresh or dried. Can be grown indoors during winter. Works as a natural insect repellent.

H18-24"
W10-12"

Spring
Zone 5(-20°)



officinalis 'Purpurascens' Purple Leaf Sage

•Leaves and stems are bluish purple and highly aromatic. Small, lilac-blue flowers. Great for flavoring pork, sausage and stuffing.

H24-30"
W24-36"

Summer
Zone 5(-20°)



officinalis 'Tricolor'

•Attractive, green, white and purple foliage with lilac-blue flowers in the summer. Compact and shrubby habit. Also used as an ornamental plant in landscapes.

H18-24"
W12-18"

Summer
Zone 5(-20°)



TARRAGON Artemisia

dracunculus 'Sativa' French Tarragon

•Aromatic, flavorful leaves have the scent and taste of licorice and mint. Dark green needle-like leaves and upright multibranching habit.

H12-24"
W12-24"

Zone 4(-30°)



THYME Thymus

vulgaris English Thyme

•It is a low-growing, bushy thyme with grey, narrow leaves and rosy lavender flowers.

H6-8"
W8-12"

Late Spring-Summer
Zone 4(-30°)



vulgaris French Thyme

•It is a low-growing, bushy thyme with grey, narrow leaves. Once established, it tolerates drought very well and requires little care. Flowers are white.

H12-18"
W8-12"

Late Spring-Summer
Zone 5(-20°)



VERBENA Aloysia

triphylla Lemon Verbena

•Exquisite and intense lemon fragrance. Cut back young stems periodically to keep plants compact. Shiny, trailing, green foliage with small white and lavender flowers.

H48-60"
W24-48"

Harvest Once Established
Zone 8(10°)



FRUITS & VEGETABLES

ARTICHOKE Cynara

scolymus 'Imperial Star'

•Has a green uniform globe shape. Excellent quality for eating; tends to be noticeably sweeter and more tender than other artichoke. Can be planted and harvested in one season. Foliage is a silvery green with exaggerated cuts and stiff, almost thorny hairs.

H24-60"
W36-48"

Days to harvest
90-100.
Zone 7(0°)



scolymus 'Purple Italian Globe'

•This heirloom Artichoke from Italy produces purple-headed fruits measuring from 3 to 6 inches across. They are tender and juicy, and are said to be more tolerant to both heat and cold than most green strains are, making them a great option for gardeners in varying climates.

H24-60"
W36-48"

Days to harvest
90-100.
Zone 7(0°)





ASPARAGUS

officinalis 'UC-157' •This variety is known for very high yields. Produces smooth green spears, tight tipped and non-stringy. The plant has tall, feathery, graceful stems. Plant takes up to 2-3 years to come to full production but can bear for 15-20 years.	H48-60" W18-24"	Harvest in Spring Zone 4(-30°)	○ ●
officinalis 'Mary Washington' •An American heirloom. Strong, thick, dark shoots with tight heads appear in the spring. These large spears are tender, straight, reliable and resistant to rust. If tended, this Asparagus variety should live up to 15-20 years.	H36-48" W14-36"	Harvest in Spring Zone 3(-40°)	○ ●

BLACKBERRY Rubus

fruticosus 'Navaho' •Thornless, upright stems with sturdy, arching canes, Very productive plants with white flowers in late spring and fruit ripening in mid to Late Summer.	H14-60" W18-36"	Late Summer Zone 5(-20°)	○ ● ♀
fruticosus 'Triple Crown' •Semi-erect with thornless, arching canes. White flowers in spring are followed by fruit in Summer. Fruit ripens over a month-long period.	H14-60" W18-36"	Summer Zone 5(-20°)	○ ● ♀

CURRANT Ribes

rubrum 'Red Lake' •Bright red berry clusters. Excellent for cooking. Abundant fruit producer.	H36-60" W36-60"	Summer Zone 4(-30°)	○ ●
---	--------------------	------------------------	-----

EGGPLANT Solanum

anuum 'Asian Delite' •Slender, elongated eggplants are glossy with bright purple skin and white, tender, non-bitter flesh. Plants are upright and semi-spineless, so they are very easy and painless to harvest.	H24-42" W24-36"	Days to harvest 50-60 Zone 10(30°)	○
melongena 'Black Beauty' •Produces deep purplish- black oval fruit that is about 5" in diameter. Plants are bushy and spreading. Fruit is high quality with an outstanding flavor. Disease resistant.	H12-24" W12-24"	Days to harvest 72-85 Zone 10(30°)	○
melongena 'Gretel' •Compact and perfect to plant in containers. Almost seedless, 8-10" long, white eggplants have a tender skin that doesn't need peeling. Heavy bearing, succulent and bitter free fruit. All American Selection.	H24-36" W18-36"	Days to harvest 55-65 Zone 10(30°)	○
melongena 'Hansel' •If the peak maturity is missed, these slender eggplants do not get bitter. Slender dark purple fruit can be harvested between 3" and 10". 2008 All American Selections Winner.	H24-36" W18-24"	Days to harvest 55-65 Zone 10(30°)	○

FIG Ficus

Chicago Hardy' •Large shrub or small tree with medium growth each year of 6-12" depending on climate. Produces purple-brown figs that ripen in late summer. Very flavorful fruit is small to medium-sized. Mulch in zones under 6.	H8-12' W8-12'	Late Summer Zone 5(-20°)	○ ●
--	------------------	-----------------------------	-----

GOOSEBERRY Ribus

urva-crispa 'Pixwell' *NEW* •Best grown in rich, fertile, medium moisture, well-drained clay or silt loams in full sun to part shade.	H36-48" W36-48"	Late Summer	○ ● ♀
---	--------------------	-------------	-------



PEPPER Capsicum

annuum 'Anaheim Chili' •A mild, medium-sized pepper that grows 6-10" long. Ripens to a dark green-reddish color.	H18-24" W12-18"	Days to harvest 80-85 SHU 500-2,500 Zone 10(30°)	○
annuum 'Ancho Poblano Trident' •Dark green, glossy fruits have thick walls and grow up to 7" long. Highly resistance to tobacco mosaic virus.	H18-24" W18-24"	Days to harvest 80-85 SHU 250-1,500 Zone 10(30°)	○
annuum 'Better Belle IV' •Harvest earlier than other varieties, producing large tasty, thick-walled fruit.	H18-24" W18-24"	Days to harvest 65-70 SHU 0 Zone 10(30°)	○
annuum 'Bhut Jolokia' Ghost Pepper Red •Somewhat of a slow grower. More grown for its novelty than for its culinary uses. Peppers size up to 2-3" long.	H24-36" W12-24"	Days to harvest 100+ SHU 1,000,000 Zone 10(30°)	○
annuum 'Bhut Jolokia Chocolate' Ghost Pepper •Loves heat and humidity, but with a little extra care, it will grow in a cooler climate. It is a rare, natural variant of the Bhut red variety.	H18-24" W12-24"	Days to harvest 85-95 SHU 1,000,000 Zone 10(30°)	○
annuum 'Big Bomb Cherry' •Early plant produces high yields of 2x2" wide cherry-type hot peppers. Peppers turn from green to brilliant red when mature.	H24-30" W14-18"	Days to harvest 65-75 SHU 20,000-30,000 Zone 10(30°)	○
annuum 'Big Jim' •The fruit matures early, with thick flesh and a very sweet taste. High yields of bright orange peppers and has a high resistance to disease.	H18-24" W18-24"	Days to harvest 75-80 SHU 2,500-3,000 Zone 10(30°)	○
annuum 'Carolina Reaper' •Bred for extreme heat, but this pepper has excellent flavor as well. Well branching habit, with medium vigor.	H24-36" W18-24"	Days to harvest 85-90 SHU 2,250,000 Zone 10(30°)	○
annuum 'Chocolate Beauty' •A uniquely colored, tasty sweet pepper. Starts green and ripens to a rich chocolate-brown.	H24-36" W12-24"	Days to harvest 65-75 SHU 0 Zone 10(30°)	○
annuum 'Demon Gold Drop' •Hundreds of tasty, very hot 1" fruits. Green turning gold.	H24-36" W12-24"	Days to harvest 100+ SHU 500,000 Zone 10(30°)	○
annuum 'Diamond White Bell' •Plant produces good yields of white sweet bell peppers. Peppers turn from translucent white to pale yellow when mature.	H22-30" W10-12"	Days to harvest 80-90 SHU 0 Zone 10(30°)	○
annuum 'Purple Beauty' •Beautiful peppers with thick walls. Fruit has a tender, crisp texture with a sweet and delicious flavor. Sturdy compact plants.	H18-24" W12-24"	Days to harvest 70-75 SHU 0 Zone 10(30°)	○
annuum 'Early Golden Summer' •Thick lobed fruit matures from lime-green to golden yellow throughout the summer months.	H18-24" W12-24"	Days to harvest 65-70 SHU 0 Zone 10(30°)	○
annuum 'Habañero Orange' •Wrinkled green fruit ripen to yellowish orange. Fruit and seeds can be used fresh or dried.	H24-30" W24-36"	Days to harvest 100+ SHU 350,000 Zone 10(30°)	○
annuum 'Habañero Red' •Wrinkled green fruit ripen to red.	H18-24" W12-24"	Days to harvest 100+ SHU 350,000 Zone 10(30°)	○
annuum 'Jalapeño' •Tapered chili peppers. Deep green 3" fruit mature to an intense red. Plants have a long harvest period.	H18-24" W18-24"	Days to harvest 50-75 SHU 2,500-10,000 Zone 10(30°)	○
annuum 'Jalapeño Emerald Fire Giant' •Compact plants boast extra large, 4-6" fruits. Thick walled with very little cracking, even after maturing to red. A high yielding X3R variety featuring better disease resistance than similar types.	H12-24" W12-18"	Days to harvest 70-75 SHU 1,000-5,000 Zone 10(30°)	○
annuum 'Jalapeño Purple' •3" green Jalapeño's ripen to a dark purple color.	H18-24" W18-24"	Days to harvest 75-85 SHU 2,500-10,000 Zone 10(30°)	○

EDIBLES



PERENNIAL
FAVORITES

annuum 'Majestic Red' •Fruits are blocky, with smooth skin that turns from rich green to bright red. Extra-thick walls have a juicy, sweet, crunchy flavor.	H18-24" W12-18"	Days to harvest 75-80 SHU 0 Zone 10(30°)	○
annuum 'Mini Bell Mix' •A mix of orange, red and green fruits are small but stocky. Well branched plants produce high numbers of sweet mini-peppers.	H10-12" W10-14"	Days to harvest 65-75 SHU 0 Zone 10(30°)	○
annuum 'Orange Blaze Bell' •Heavy yields of bright orange peppers and has a high resistance to disease and cracking.	H24-30" W18-24"	Days to harvest 65-70 SHU 0 Zone 10(30°)	○
annuum 'Pot-a-Peno' •Compact Jalapeño for patio pots or baskets, small fruited mature to red. Earlier harvest than traditional Jalapeños.	H8-12" W12-18"	Days to harvest 55-65 SHU 2,500-10,000 Zone 10(30°)	○
annuum 'Relleno' •Fruit grows 5-6" long. Traditionally used in the dish: Chile Rellenos.	H30-36" W18-24"	Days to harvest 80-90 SHU 500-2,500 Zone 10(30°)	○
annuum 'Serrano' •They generally grow between 1 - 4" long and about 1/2" wide, though they have been known to grow longer.	H18-24" W12-18"	Days to harvest 75-85 SHU 10,000-25,000 Zone 10(30°)	○
annuum 'Sriracha' •Large, uniform, dark green fruit turns to red, with smooth skin and a good shelf life.	H18-22" W18-22"	Days to harvest 80-95 SHU 2,300-2,500 Zone 10(30°)	○
annuum 'Super Chili' •High yields of colorful 2.5" long peppers. All-American winner.	H24-30" W14-18"	Days to harvest 75-85 SHU 25,000-50,000 Zone 10(30°)	○
annuum 'Sweet Banana' •Heirloom variety. Large, pointed fruits measure 6-7" long and 1 1/2" across. The mild yellow peppers ultimately turn a bright red. All American Selections Bronze Medal Winner 1941.	H18-24" W10-12"	Days to harvest 70-75 SHU 0 Zone 10(30°)	○
annuum 'Thai Dragon' •Peppers grow to 3-4" long and mature to a bright red. They grow on a short, bushy plant, giving rise to clusters of upright peppers.	H15-18" W12-16"	Days to harvest 85-90 Zone 10(30°)	○
annuum 'Trinidad Moruga Scorpion' •Wrinkled, lantern-shaped fruit ripen to a searing red-orange.	H18-24" W18-24"	Days to harvest 100+ SHU 2,000,000 Zone 10(30°)	○
annuum 'Yankee Bell' •An early green to red pepper with blocky medium-sized fruit. Plant is strongly branched with a good yield.	H30-36" W18-24"	Days to harvest 60-80 SHU 0 Zone 10(30°)	○

Prunus Bush Cherry

fruticosa x cerasus 'Carmine Jewel' *NEW* •Easy to grow, resistant to diseases and pests. Super hardy cherry from Saskatchewan, Canada. Naturally dwarfing. Self pollinating. Dark red fruit.	H48-72" W48-72"	Spring Zone 3(-40°)	○
fruticosa x cerasus 'Juliet' *NEW* •Fruit has lower acidity than other dwarf cherry plants. Sweet flavor. Self pollinating, resistant to disease and pests.	H60-120" W60-120"	Spring Zone 3(-40°)	○
fruticosa x cerasus 'Romeo' *NEW* •Deep crimson, full-sized, glossy fruit with incredible sugar levels for a tart cherry type. Grown for its exceptional cold-hardiness, dwarf stature, and high flesh-to-pit ratio.	H72-96" W60-72"	Mid Spring Zone 3(-40°)	○

RASPBERRY Rubus

'Glencoe' •Spine-free canes which are easy to manage. The growth habit is bushy and less vigorous than most red raspberries. The fruit has an intense flavor that is enjoyed fresh or used for wines, sauces, and preserves.	H36-48" W24-36"	Harvest summer-fall Zone 4(-30°)	○ ◐ ☀
--	--------------------	-------------------------------------	-------

idaeus 'Caroline' •Standard raspberry for fall bearing with great color, flavor, firmness and freezing quality. Luscious flavor and heavy yields of juicy, sweet, red fruits. Plants produce berries on old canes in early summer and on new canes from August to frost. Self-pollinating.	H48-60" W18-24"	Harvest summer-fall Zone 4(-30°)	○ ♀
idaeus 'Fall Gold' *NEW* •The exquisite flavor of this beautiful, golden fruit ripens from August till frost. Has a distinct sweet fruitiness flavor with hints of apricot. No tartness. Produces fruit that is disease resistant. Everbearing	H48-60 W24-36	Harvest summer-fall Zone 4(-30°)	○ ◐ ♀
idaeus 'Heritage' •Moderate summer crop, followed by an abundant fall harvest of sweet dark red berries. Deciduous.	H48-60" W18-24"	Harvest summer-fall Zone 4(-30°)	○ ◐ ♀
idaeus 'Nova' •Medium size, bright red fruit. Upright canes with few thorns. Blooms in spring; fruit ripens midseason, Good disease resistance	H72-96" W24-36"	Harvest summer-fall Zone 4(-30°)	○ ♀

STRAWBERRY *Fragaria*

ananassa 'Eversweet' •Juicy, vibrant red berries have a sweet, rich flavor. Plants produce two large crops: one in the spring and one in the fall, with sporadic fruiting in between. Tolerates hot temperatures better than others.	H6-8" W24-36"	Harvest June-September Zone 4(-30°)	○ ◐ ♀
ananassa 'Fort Laramie' •Medium to large sized fruit. This everbearing variety is among the hardiest and has a tidy growth habit that spreads by runners to form a handsome groundcover. Prefers well-drained soil.	H8-12" W18-24"	Harvest May-October Zone 4(-30°)	○ ◐ ● ♀
ananassa 'Quinalt' •Most popular variety of everbearing strawberry! Large, soft, deliciously sweet fruit, ideal for preserves or fresh eating. Produces from late spring through fall.	H8-10" W18-24"	Harvest May-October Zone 4(-30°)	○ ♀
ananassa 'Rainbow Treasure' •Juicy, fragrant and sweet. The flowers are 3 different colors: white, pink and deep rose. It acts as a ground cover, throwing out many runners during the first season. Does well in containers.	H6-8" W24-36"	Harvest June-October Zone 4(-30°)	○ ◐ ♀
ananassa 'Sweet Kiss' *NEW* •An everbearing variety that produces high yields.	H6-8 W24-36	Harvest June-October Zone 4(-30°)	○
vesca 'Yellow Wonder' •Produces an abundance of pastel yellow fruit from white blooms.	H8-10" W10-12"	Harvest spring to fall Zone 5(-20°)	○ ◐ ♀

SWEET POTATO *Ipomea*

Treasure Island Series (batatas) The first edible and ornamental sweet potatoes on the market. Not only are the leaves colorful, they are edible, too. In the fall consumers can dig up and enjoy the colorful sweet potatoes

'Kaukura' •This delicious sweet potato grows on a vine with dark, heart-shaped leaves. Flesh is a pale orange.	H12-14" W36-48"	Days to harvest 100-110 Zone 4(-30°)	○
'Makatea' •Produces very light orange skin and white flesh, sometimes with a purple blush in the center. Its edible yellow-green, heart-shaped, chartreuse foliage is an excellent addition to mixed salads.	H12-14" W36-48"	Days to harvest 100-110 Zone 4(-30°)	○
'Manihi' •With edible, deep-purple, maple leaves, and with its orange skin and light orange flesh, this sweet potato boasts exquisite taste and health benefits.	H12-14" W36-48"	Days to harvest 100-110 Zone 4(-30°)	○
Tatakoto' •Has green, purple-veined finger-shaped foliage with purple skin, and orange flesh. It is abundant in beta carotene and has anthocyanin-rich skin.	H12-14" W36-48"	Days to harvest 100-110 Zone 4(-30°)	○



TOMATILLO Physalis			
'Grande Rio Verde' •Excellent in authentic Mexican salsa and guacamole, or in stewed, fried or baked dishes.	H36-48" W24-36"	Days to harvest 50-60 Zone 10(30°)	○
TOMATO Lycopersicon			
esculentum 'Better Boy' •Large, firm, red fruit is excellent for eating fresh from the vine. Indeterminate: may require staking.	H48-60" W24-48"	Days to harvest 65-75 Zone 10(30°)	○
esculentum 'Big Beef' •This disease-resistant variety produces large, uniform red fruit. Tomatoes are big and meaty with a delicious flavor. Indeterminate: may require staking. 1994 AAS winner.	H48-60" W24-36"	Days to harvest 70-80 Zone 10(30°)	○
esculentum 'Bush Early Girl' •This compact variety yields large crops of red tomatoes. Fruit is flavorful and sweet. Plants are disease resistant. Good for areas with a short growing season. Determinate.	H18-36" W24-36"	Days to harvest 50-60 Zone 10(30°)	○
esculentum 'Bush All Star' •This 7 oz. red beefsteak with super strong stem, is the Ideal pot tomato. Cage to support the weight of the tomatoes.	H36-48" W24-36"	Days to harvest 60-65 Zone 10(30°)	○
esculentum 'Candyland' •Small, dime-sized, dark red tomatoes have a very sweet flavor. Determinate.	H48-60" W18-24"	Days to harvest 50-60 Zone 10(30°)	○
esculentum 'Celebrity' •Large, glossy fruit on strong stems. F1 hybrid. Outstanding fresh or cooked. Semi determinate. (AAS) VF1 & 2NT.	H36-48" W24-36"	Days to harvest 65-75 Zone 10(30°)	○
esculentum 'Chef's Choice Black' •A beefsteak-type tomato with a dark green/brown/black hue. Meaty interior with great flavor. This hybrid boasts a prolific yield of 8-ounce fruits grown on strong, 5-foot, indeterminate vines.	H36-48" W18-24"	Days to harvest 70-75 Zone 10(30°)	○
esculentum 'Chef's Choice Green' •Tangy-sweet flavor and unconventional, attractive, bright yellow-green fruits. You'll enjoy this disease free plant throughout the season with its dark green leaves and well-behaved form. Indeterminate.	H48-60" W20-24"	Days to harvest 85-90 Zone 10(30°)	○
esculentum 'Chef's Choice Orange' •Developed from the orange heirloom Amana Orange. Its fruit averages 12 oz., has a beautiful orange exterior color and an internal color that is neon orange. Indeterminate.	H48-60" W18-24"	Days to harvest 75-80 Zone 10(30°)	○
esculentum 'Chef's Choice Red' •Produces 8 oz., globe-shaped, tomato-red, beefsteak-type tomatoes. Tomato lovers and culinary gardeners will want to grow this firm-fleshed delicacy that has just the right balance of acid to sugar. Indeterminate.	H48-60" W18-24"	Days to harvest 75-80 Zone 10(30°)	○
esculentum 'Chef's Choice Yellow' •Hearty 9 to 10 oz beefsteak-type fruit in a beautiful golden yellow. Unusual sweet citrus-like flavor. Disease resistant. Indeterminate.	H48-60" W18-24"	Days to harvest 75-80 Zone 10(30°)	○
esculentum 'Early Doll (4th of July)' •A very early maturing, bright red, globe tomato with excellent flavor that keeps on producing over a long season. High yield of 4-5 oz., almost round fruit, on plants that show good disease resistance and heat tolerance. Indeterminate.	H24-36" W18-24"	Days to harvest 60-70 Zone 10(30°)	○
esculentum 'Early Girl' •Large, meaty fruit with exceptional flavor, on dependable, strong vines that benefit from the support of a cage or stake, especially when loaded with clusters of fruit. Resistant to disease. Considered a semi-determinate.	H48-60" W18-24"	Days to harvest 55-65 Zone 10(30°)	○

esculentum 'Heatmaster' •Plants produce strongly oblong, 7 oz. fruits. Bred for hot climates. Determinate.	H36-48" W24-36"	Days to harvest 65-75 Zone 10(30°)	○
esculentum 'Jet Star' •Large, 9 oz., globe-shaped, red tomatos that mature in midseason. Low acid fruit has a pleasant flavor. Indeterminate but fairly compact.	H48-60" W30-36"	Days to harvest 70-80 Zone 10(30°)	○
esculentum 'La Roma III' •Bright red, pear-shaped fruit are thick and meaty with few seeds. Great tomato for cooking and canning. Disease tolerant. Determinate.	H34-48" W24-36"	Days to harvest 65-75 Zone 10(30°)	○
esculentum 'Lemon Boy' •Beautiful globed, lemon-yellow fruit with mild flavor. Plants adapt well to variable conditions. Indeterminate: may require staking.	H36-48" W24-36"	Days to harvest 70-80 Zone 10(30°)	○
esculentum 'Lemon Cherry' •Pale yellow fruits have a sweet, juicy flavor. Indeterminate.	H36-48" W24-36"	Days to harvest 55-65 Zone 10(30°)	○
esculentum 'Marriage Big Brandy' •Produces 12-15 oz., husky tomato with distinctive, deeply pleated fruit that's juicy, sweet and balanced with a touch of acid. Disease resistant. Semi-determinate.	H60-48" W36-48"	Days to harvest 70-80 Zone 10(30°)	○
esculentum 'Marriage Genuwine' •Distinctive sweet, luscious flavor. Fruit is crack resistant. Plant produces high yeilds of 10-12 oz., dark red fruit. Indeterminate.	H60-48" W36-48"	Days to harvest 55-65 Zone 10(30°)	○
esculentum 'Sub Arctic Plenty' •Produces good yields of 4 oz. red tomatoes. Sets fruit under 50 degrees. Disease resistant. Determinate.	H48-60" W24-36"	Days to harvest 45-55 Zone 10(30°)	○
esculentum 'Sun Sugar' •Plant produces heavy yields of flavorful, sweet and juicy, orange, cherry tomatoes that grow in clusters. This variety has thin skin and is crack and disease resistant. Indeterminate: will require staking.	H48-60" W24-36"	Days to harvest 65-75 Zone 10(30°)	○
esculentum 'Super Fantastic' •Plant produces heavy yields of 6-10 oz., round, red tomatoes. Tomatoes are juicy, meaty and very flavorful. Disease resistant. Determinate.	H48-60" W24-36"	Days to harvest 65-75 Zone 10(30°)	○
esculentum 'Supersweet 100' •Super-sweet, cherry tomatoes are extra high in vitamin C. High yields are produced throughout the season. Indeterminate.	H48-60" W18-24"	Days to harvest 60-70. Zone 10(30°)	○
Heirloom Tomatoes			
esculentum 'Amish Paste' •Fruit is bright red and 6-8 oz. The delicious flesh is juicy and meaty. Excellent paste tomato. Indeterminate: will need staking.	H24-36" W24-36"	Days to harvest 80-90 Zone 10(30°)	○
esculentum 'Black Cherry' •Vigorous grower that yields an abundant crop in huge clusters of 1" round, juicy, mahogany-brown cherry tomatoes. Indeterminate.	H48-60" W24-36"	Days to harvest 60-70 Zone 10(30°)	○
esculentum 'Black Krim' •Produces large 6" fruit that weight 10-16 oz. each. Heat tolerant. Rich, slightly salty flavor. Indeterminate.	H48-60" W24-36"	Days to harvest 75-85 Zone 10(30°)	○
esculentum 'Brandywine Red' •An excellent tasting heirloom tomato that is vigorous and bears large-lobed, beefsteak-shaped fruit. Not acidic. Indeterminate: may require staking.	H48-60" W24-36"	Days to harvest 75-85 Zone 10(30°)	○
esculentum 'Brandywine Yellow' •The potato leafed vines produce large, golden yellow fruits, weighing up to two pounds. The tomatoes have a creamy texture and an excellent, intense flavor. Indeterminate: may require staking.	H48-60" W12-24"	Days to harvest 90-95 Zone 10(30°)	○

EDIBLES



PERENNIAL
FAVORITES

<p>esculentum 'Delicious' •Huge, solid, scarlet fruits average 1 lb. or more. Smooth, crack-free, excellent slicer with delicious flavor. Plant produces good yields of gigantic, meaty fruit with very few seeds. Indeterminate.</p>	H48-60" W24-36"	Days to harvest 75-85 Zone 10(30°)	○
<p>esculentum 'Glacier' •A very early tomato variety that is hardy and cold tolerant. Produces 2" size fruit that weigh about 2-3 oz. Fruit will set under 55 degrees. Determinate, potato leaf.</p>	H48-60" W24-36"	Days to harvest 50-60 Zone 10(30°)	○
<p>esculentum 'Great White' •Plant produces good yields of large, 10-16 oz., white tomatoes. Tomatoes are very sweet and turn to a creamy white color when mature. Crack resistant. Indeterminate: may require staking.</p>	H48-60" W36-48"	Days to harvest 80-90 Zone 10(30°)	○
<p>esculentum 'German Johnson' •This heirloom has pinkish-red skin, low acidity, meaty, mild flesh and nearly seedless. The flavor is excellent. Indeterminate.</p>	H48-60" W36-48"	Days to Harvest 76-80 Zone 10(30°)	○
<p>esculentum 'Mortgage Lifter' •Exceptionally large, meaty, deliciously sweet tomatoes. They are borne on indeterminate vines producing heavy yields of 1-2 lb. fruits.</p>	H48-60" W24-36"	Days to harvest 70-80 Zone 10(30°)	○
<p>esculentum 'Pineapple' •This delicious, very sweet, tangy, beefsteak weighs up to 2 lbs. The huge, yellow-gold fruit is often striped in red, boasting fewer seeds and more solid interiors. Indeterminate: may require staking.</p>	H48-60" W24-36"	Days to harvest 90-100 Zone 10(30°)	○
<p>esculentum 'San Marzano' •The most famous of all paste tomatoes. These very productive plants produce 3 1/2" long, bright red, pear shaped, meaty plum tomatoes. Indeterminate: may require staking.</p>	H36-48" W24-30"	Days to harvest 75-80 Zone 10(30°)	○
<p>esculentum 'Snow White' •Uncommonly delicious, white, cherry tomato with sweet-fruity flavor. Indeterminate: may require staking.</p>	H60-72" W36-48"	Days to harvest 75-85 Zone 10(30°)	○
<p>esculentum 'Striped German' •Super-flavored, red and yellow bicolored fruit has unusually well-defined stripes. Flat, medium to large sized with ribbed shoulders. Indeterminate: may require staking.</p>	H48-60" W24-36"	Days to harvest 75-85 Zone 10(30°)	○
<p>esculentum 'Valencia' •Produces smooth, round, 8-10 oz., orange fruit. Meaty interiors. This mid-season tomato is among the best for flavor and texture. Determinate.</p>	H36-48" W24-36"	Days to harvest 75-85 Zone 10(30°)	○

Annual Grass

Cordyline New Zealand native, this palm-like tree can grow as tall as 10-15 feet in height if allowed to grow multiple years. The flowers are white and are sweetly fragrant, followed by small green berries that turn cream to purple. Blooming will only appear after multiple growing seasons. Used mainly for its foliage as an accent plant.

australis 'Can Can' •This spiky-leaved evergreen has beautiful variegated leaves starting off an eye-catching red and pink, then aging to green and yellow.	H36-48" W36-48"	Late Spring-Frost Zone 9(20°)	○ ● ☼
australis 'Red Sensation' •Crimson red	H36-72" W18-24"	Late Spring-Frost Zone 9(20°)	○ ● ☼
australis 'Red Star' •Dark red	H24-36" W18-24"	Late Spring-Frost Zone 9(20°)	○ ● ☼
australis 'Salsa' •Vibrant mix of intense purple-red and intense pink that deepen in color as the leaves mature.	H36-72" W18-24"	Late Spring-Frost Zone 9(20°)	○ ● ☼
australis 'Torbay Dazzler' •Ribbons of green and creamy gold with reddish highlights near the center.	H24-36" W24-36"	Late Spring-Frost Zone 9(20°)	○ ● ☼
indivisia 'Dracaena Palm' •Green	H24-36" W12-18"	Late Spring-Frost Zone 9(20°)	○ ● ☼

Cyperus Papyrus

'Crown of Pharaoh' •Bright green stalks that produce spiky, round, green plumes that look like masses of fireworks. Can grow in water but avoid covering the crown.	H24-36" W16-18"	Late Spring-Frost Zone 9(20°)	○ ● ☼
involutcratus 'Baby Moses' •Mounding habit with heads of pendulous blades that bear greenish flower spikelets. Can be placed in water but avoid covering the crown.	H18-24" W18-24"	Late Spring-Frost Zone 9(20°)	○ ● ☼
involutcratus 'Umbrella Papyrus' •Grows in clumps of slender triangular stems. At the tips are about two dozen leaf-like bracts arranged like the spokes of a wheel.	H36-72" W18-24"	Late Spring-Frost Zone 9(20°)	○ ● ☼
prolifer 'Cleopatra' •This is one of the shortest papyrus, reaching to only 12" in height, with greenish-brown summer flowers and short, needle-thin, leaf-bracts, bare (leafless) that top the stems. Grow in water at a depth up to 4".	H12-18" W16-20"	Late Spring-Frost Zone 9(20°)	○ ● ☼

Isolepsis Fiber Optic Grass

cernua 'Live Wire' •Likes consistently moist soil but can handle dry conditons. Will grow in bogs or water gardens. Blooms late spring to early fall with a near white flower. Unique, dark green, grass-like plant is ideal for adding texture to mixed containers.	H10-12" W10-12"	Late Summer-Frost Zone 9(20°)	○ ●
--	--------------------	----------------------------------	-----

Melinus Ruby Grass

neriglume 'Pink Crystals' •This grass is small but showy. It has lush, blue-green foliage that turns purple-red in fall. The plant forms dense, mounded clumps. The wiry, rolled leaves grow in tufts within the clumps. In the summer, soft fuzzy pink panicles are produced on stems. Peak bloom is late summer to early fall.	H12-24" W12-24"	Summer-Frost Zone 9(20°)	○ ●
--	--------------------	-----------------------------	-----

Milium Golden Millet

effusium 'Flashlights' •Chartreuse-green, slightly weeping foliage with a mounding habit. Plant in moist, well-drained soil. Delicate, white pinnacles appear in spring. Great accent plant in containers or landscape.	H18-24" W18-24"	Late Spring-Frost Zone 9(20°)	○ ● ☼
---	--------------------	----------------------------------	-------



Pennisetum Fountain Grass

'First Knight' •A royal flush of black-purple foliage. It has center leaves that thrust skyward like broadsword blades and outer leaves that arch gracefully.	H48-54" W24-36"	Late Summer-Frost Zone 8(10°)	○ ●
purpureum 'Regal Princess' •Similar to 'Princess', with improved purple color and enhanced disease resistance. Blades grow deeper purple into summer.	H36-48" W24-36"	Late Summer-Frost Zone 8(10°)	○ ●
setaceum 'Cherry Sparkler' Variegated Fountain Grass •Foliage is green and cream variegated and is overlaid with a soft pink- blush. In cool temperatures the blush is highly expressed and plants are pink overall in appearance. Burgundy plumes stand above the foliage.	H24-36" W18-24"	Summer-Frost Zone 9(20°)	○ ☼
setaceum 'Fireworks' Variegated Fountain Grass •Similar to Rubrum, with green, white and pink variegation.	H24-30" W12-36"	Summer-Frost Zone 9(20°)	○ ☼
setaceum 'Red Riding Hood' Dwarf Purple Fountain Grass •A dwarf form of Rubrum, it sports bottlebrush-like pink blooms.	H12-18" W12-20"	Summer-Frost Zone 9(20°)	○ ☼
setaceum 'Rubrum' Purple Fountain Grass •Long red-purple plumes on cascading purple foliage. A quick bloomer. Used as a bedding plant or in containers.	H36-48" W24-48"	Summer-Frost Zone 9(20°)	○ ☼
setaceum 'Sky Rocket' •Mounding with cascading clumps of fine textured, bright, variegated, green and white foliage with pink plumes.	H24-36" W16-24"	Summer-Frost Zone 9(20°)	○ ☼

Perennial Grass

Achnatherum Undaunted Alpine Plume Grass

calamagrostis 'Alpine Plume' •Grown for its late spring flowers of silver-green spikes. The seed heads age to light brown and hold on the plant into the fall.	H30-36" W30-36"	Late Spring-Fall Zone 5(-20°)	○ ♀
--	--------------------	----------------------------------	-----

Andropogon Big Blue Stem












































gerardii 'Blackhawks' •Upright foliage starts dark green, begins to turn purple in August as nights cool, and is nearly black by late September.	H48-60" W12-24"	Late Summer-Fall Zone 3(-40°)	○ ♀ ☼
gerardii 'Rain Dance' •Red-tipped foliage, deeper green than the species, turns completely maroon in fall. Up to 4" red flowers on red stems in varying tones. Seed heads branch into three parts making it look like a turkey's foot.	H60-72" W38-48"	Late Summer-Fall Zone 3(-40°)	○ ♀ ☼

Arrhenatherum Tuber Oat Grass

eliatum subsp. Bulbosum 'Variegatum' *NEW* •Attractive low-growing grass. Best in spring and early summer. Plants form spreading clumps of striped bright green and creamy-white. Tan spikes are insignificant. Often browns out in summer, the foliage should be trimmed hard in mid-June to rejuvenate. Divide in fall or early spring. Will spread to form a patch, but does not get out of control.	H12-18" W12-23"	Spring-Summer Zone 2(-50°)	○ ● ♀
---	--------------------	-------------------------------	-------

Bouteloua Blue Grama

gracilis 'Blonde Ambition' *Native & Waterwise* •Native grass that grows in a wide range of soil types. Flag-like, beige flowers are held horizontally above blue-green foliage. Long-lasting blonde seed heads provide exceptional winter interest.	H18-36" W10-18"	Summer-Fall Zone 3(-40°)	○ ♀ ☼ ▲
gracilis 'Blue Grama Grass' *Native & Waterwise* •This grass is a tufted, warm season, Missouri native grass. Narrow, bluish-grey leaf blades, 1/4" wide, typically form a dense clump. Foliage turns golden brown in autumn. Purplish-tinged flowers appear on arching stems.	H12-24" W18-24"	Summer-Fall Zone 3(-40°)	○ ♀ ☼ ▲

gracilis 'Honeycomb' *Native & Waterwise* •Golden honey colored flowerheads bloom in summer and last into the winter. Angled seed heads add interest to the garden. Has a dense and full habit.	H24-30" W18-24"	Summer-Fall Zone 4(-30°)	   
Calamagrostis Feather Reed Grass			
acutiflora 'Avalanche' •Green with a white stripe in the center. A variegated foliage that plumes like a Karl Foerster, although they're not as showy.	H48-60" W24-30"	Summer-Fall Zone 4(-30°)	  
acutiflora 'Eldorado' •Gold variegated form of Karl Foerster. Green leaves with bright gold center. Needs moisture in hot weather.	H48-60" W18-24"	Summer-Fall Zone 5(-20°)	  
acutiflora 'Karl Foerster' •Vertical habit, green leaves, golden flower plumes. Likes moist, well-drained soil. A favorite among landscapers.	H48-60" W24-30"	Summer-Fall Zone 4(-30°)	   
acutiflora 'Overdam' •White edge with a green-striped center. A variegated foliage that will plume like a Karl Foerster although not as showy. Likes moist, well-drained soil.	H48-60" W24-30"	Summer-Fall Zone 4(-30°)	  
brachytricha 'Caspian' •A clump-forming, warm season grass with bright green leaves. The feathery pink flowers fade to cream in fall and turn to gold in winter. Does well in wet and clay soils.	H36-48" W24-36"	Summer-Fall Zone 5(-20°)	   
Carex Sedge			
buchananii 'Red Rooster' •Upright, finely-textured, bronze foliage. This one holds the color well. Plumes in late spring.	H16-20" W24-36"	Spring-Fall Zone 6(-10°)	   
comans 'Bronco' •Deep bronze-brown, thin foliage is gracefully arching, forming an attractive mound. Winter and early season growth is tinged a beautiful coppery-pink, tipped with silver. Great for containers or rock gardens.	H10-18" W18-24"	Spring-Fall Zone 6(-10°)	   
'Feather Falls' •This selection is a highly decorative Carex with outstanding garden and pot performance. The long clean and crisp foliage will reward you with a year round maintenance free plant. A highlight of this variety is its beautiful plumes of feathery flower stems that emerge from the center of the fresh new variegated foliage during the spring months.	H12-18" W18-24"	Spring-Fall Zone 5(-20°)	 
morrowii 'Ice Cream' •Stark contrast of rich green and creamy-white margins on arching, spherical, low mounds. Prefers moist growing conditions.	H8-12" W8-12"	Spring-Fall Zone 6(-10°)	 
Chasmanthium Northern Sea Oats			
latifolium 'Little Tickler' •A truly unique variety of Northern Sea Oats differing from the species having a more dwarf habit. It has interesting rolled dark green bamboo-like foliage. Large oat-like seed heads are a golden green.	H18-24" W12-18"	Late Summer-Fall Zone 5(-20°)	   
latifolium Northern Sea Oats •Drooping seed heads hang in clusters. Green foliage turns bronze in fall and green seed heads turn purplish bronze by end of summer.	H12-26" W12-18"	Late Summer-Fall Zone 5(-20°)	   
Cortaderia Dwarf Pampas Grass			
selloana 'Pumila' •This dwarf cultivar has mid-green leaves and densely tufted, silvery yellow plumes atop tall, upright stalks.	H36-72" W36-48"	Late Summer-Fall Zone 6(-10°)	 



Deschampsia Tufted Hair Grass

cespitosa 'Goldtau' •Golden yellow foliage produces attractive seed heads that persist through winter. An eye-catching cool season, semi-evergreen, ornamental grass.	H12-24" W24-30"	Summer-Fall Zone 4(-30°)	○ ● ●
cespitosa *Native & Waterwise* •An ornamental grass that does well in moderately shady locations. Airy masses of finely branched, light green inflorescences rise above the neatly rounded tufts of narrow, dark green foliage.	H24-48" W12-24"	Early Summer-Fall Zone 4(-30°)	○ ● ♣ ▲
cespitosa 'Northern Lights' •Creamy white, variegated leaves that turn pink in cold weather. Requires weekly watering and more often in hot summers. Excellent in rock gardens, as a specimen or in mass border plantings. North American native.	H12-18" W12-36"	Summer-Fall Zone 5(-20°)	○ ● ☼
cespitosa 'Pixie Fountain' •A miniature grass with dark green foliage and yellow-gold plumes.	H16-24" W18-24"	Summer-Fall Zone 2(-50°)	○ ● ☼

Erianthus Pampas Grass

ravennae Northern Pampas Grass •Truly one of the giants of the grass world. The tall white flower stalks extend high above the foliage. The foliage is a grey-green mound. Prefers well-drained soil.	H144-160" W72-96"	Late Summer-Fall Zone 5(-20°)	○ ♣ ☼
---	----------------------	----------------------------------	-------

Festuca Fescue

glauca 'Beyond Blue' •Long, exaggerated, fine-textured foliage is a rich powder-blue that stays bright all season. It is known for its tidiness and low maintenance habit.	H12-18" W16-18"	Summer-Fall Zone 4(-30°)	○ ☼
glauca 'Boulder Blue' •This plant forms compact, cascading mounds of intensely blue, narrow leaves. Blooms are generally secondary, but this cultivar blooms more heavily than most.	H6-12" W6-12"	Summer-Fall Zone 4(-30°)	○ ♣ ☼
glauca 'Elijah's Blue' •Possibly the best blue! Evenly rounded tufts of thin blue grass. Prefers loose, well-drained soil.	H8-18" W8-10"	Summer-Fall Zone 4(-30°)	○ ♣ ☼
idahoensis Idaho Fescue *Native & Waterwise* •A modest sized native bunchgrass with beautiful blue-green, fine textured foliage. Known for its hardiness and very low maintenance.	H18-24" W10-16"	Late Spring-Fall Zone 3(-40°)	○ ● ♣ ▲ ☼
idahoensis Siskiyou Blue Idaho Fescue *Native & Waterwise* •Clumping, graceful, upright habit. Native Idaho blue fescue.	H14-18" W8-16"	Summer-Fall Zone 5(-20°)	○ ♣ ▲ ☼
mairei 'Atlas Fescue' •A large growing, bunch grass that flowers with slender spikes of tawny-brown flowers. Durable and long-lived.	H24-36" W24-36"	Late Spring-Fall Zone 4(-30°)	○ ♣ ☼

Helictotrichon Blue Oat Grass

sempervirens Blue Oat Grass •A beautiful silver-blue foliage; evergreen. Produces bright gold, oat-like seed heads that hold their shape all season and can support snow load for winter interest.	H12-36" W18-36"	Spring-Fall Zone 4(-30°)	○ ♣ ☼ ✂
--	--------------------	-----------------------------	------------

Hierochloe Sweetgrass

odorata Vanilla Grass *Native & Waterwise* •Native throughout North America. Glossy green leaves have a pleasant, vanilla fragrance. Used in herbal medicines and alcoholic beverages. Spreads by underground rhizomes. Will grow in different soil types but prefers rich, moist soils.	H12-24" W18-30"	Early Summer-Fall Zone 3(-40°)	○ ♣ ☼ ▲
--	--------------------	-----------------------------------	------------

Juncus Soft Rush Warm-season grass. Warm-season grasses won't start growing until mid to late spring or even early summer. Their major growth and flowering happens when the weather is hot. They will usually turn shades of brown for the winter and is an elegant plant. Requires very little attention once it is well-established. Grows in any level of moisture from dry to standing water.

effusus 'Big Twister' •Large, spiraling foliage, resembling giant corkscrews. Can grow in standing water. In hot climates, provide shallow water of 1-6" over the crown. Cut back old stems in late winter.	H18-24" W12-20"	Spring-Fall Zone 5(-20°)	○ ● ☼
'Twisted Arrows' •A great new concept, where two different species of Juncus are co-mingled into one, to deliver an eye-catching dual effect. Blue Arrows is mixed with effusus spiralis, creating a blue and green color contrast, along with an arresting plant habit of straight and twisted.	H18-36" W12-18"	Spring-Fall Zone 5(-20°)	○ ● ☼
effusus 'Twisted Dart' •More compact and can be used in hanging baskets. Offers the contrast of blue and green, along with straight and twisted.	H8-12" W8-12"	Spring-Fall Zone 5(-20°)	○ ● ☼ ☪ ☼
inflexus 'Blue Arrows' •Strong, straight, upright habit with blue-green foliage works great in containers or planting in the garden.	H24-48" W12-20"	Spring-Fall Zone 5(-20°)	○ ● ☼ ☪ ☼
inflexus 'Blue Dart' •Compact, blue-foliaged grass that has a spray-type habit and is well-suited to small containers and baskets.	H12-16" W8-12"	Spring-Fall Zone 5(-20°)	○ ● ☼ ☪ ☼

Leymus Blue Wildrye

glaucus 'Blue Basin' *Perennial Favorites Standout* •A columnar, powder-blue form with coarse, wide foliage provides a great vertical accent. Very drought and alkaline tolerant.	H60-72" W18-24"	Summer-Fall Zone 4(-30°)	○ ☪ ▲
cinereus 'Magnar Basin' •Cool season, perennial bunchgrass which often spreads by short rhizomes. Very drought tolerant but also withstands periodic flooding and survives well on sub-irrigated sites. Adapted to a wide variety of sites in winter-wet and summer-dry climates.	H60-72" W18-24"	Summer-Fall Zone 4(-30°)	○ ☪ ▲
salinus 'Basin Junior' •Upright grass that forms a dense clump of narrow, silvery-green foliage. Pale yellow seeds emerge above the foliage on tall, thin spikes and mature to a sandy hue. Grows in most soils.	H22-28" W18-24"	Summer-Fall Zone 4(-30°)	○ ☪ ▲

Miscanthus Maiden Grass

oligostachyus 'Purpurensens' Autumn Flame •Leaves are a pleasant grey-green, turning a brilliant red-orange in fall. Seed heads have a magenta hue, changing to silky white panicles as winter approaches.	H36-60" W24-40"	Late Summer-Winter Zone 4(-30°)	○ ☼
sinensis 'Bandwidth' Japanese Silver Grass, Maiden Grass *NEW* •The gold (banded) standard in dwarf Miscanthus. This compact Maiden Grass has green foliage with pronounced yellow banding. The habit is solidly upright like 'Strictus', but stands half the height. Bandwidth flowers so late in the season it rarely ever sets seed.	H30-36" W36-42"	Late Summer-Winter Zone 5(-20°)	○ ☼ ☪
sinensis 'Gold Breeze' •Forms an eye-catching clump of green leaves that are horizontally banded in creamy yellow from the base of the plant to the tips. This grass is strictly upright and compact in habit. Showy burgundy inflorescences appear just above the foliage.	H38-60" W24-36"	Fall-Winter Zone 5(-20°)	○ ☼
sinensis 'Gracillimus' •Narrow arching foliage with plumes that are copper to red. Plant as a specimen, screen or with evergreen shrubs for winter interest.	H72-84" W36-72"	Fall-Winter Zone 5(-20°)	○ ☪ ☼
sinensis 'High Frequency' Japanese Silver Grass, Maiden Grass •A tall, columnar Japanese Silver Grass with showy banded variegated foliage that is perfect for a showy location as an upright focal point. An impressive display of feather-like seed heads appear in the fall.	H80-86" W32-38"	Fall-Winter Zone 5(-20°)	○ ☪ ☼

GRASSES



PERENNIAL
FAVORITES

<p>sinensis 'Little Miss' •Green, lush, graceful foliage emerges in early spring. As the summer wears on, the outer foliage turns brilliant red and purple that just intensifies in the fall. The inside foliage, near the center, stays green, which gives a neat two-tone effect. In autumn, red flowers give way to buff-colored seed heads that hold through the winter. Dwarf grass.</p>	H24-36" W24-36"	Fall-Winter Zone 5(-20°)	○ ☞ 🐇
<p>sinensis 'Morning Light' •Upright, arching habit. Noticeable white-edged variegation gives the plant a silver cast. Tends to keep its shape. Reddish-gold plumes in late summer. Tolerant of a wide range of soil types including clay. Needs consistent water in extreme heat.</p>	H48-60" W36-48"	Fall-Winter Zone 5(-20°)	○ ☞ 🐇
Molinia Moor Grass			
<p>arundinacea 'Skyracer' *NEW* •Erect to arching slender stalks topped by narrow panicles that rise above the foliage in mid-summer. Leaves are green and white with purplish tones, but fade to beige and brown. Leaf blades emerge green in spring. As the seed sets after flowering the stalks and foliage turn an golden yellow/orange yellow, eventually fading to a light tan.</p>	H72-96" W24-48"	Mid Summer-Fall Zone 5(-20°)	○
Muhlenbergia Muhly Grass			
<p>reverchonii 'Undaunted' Ruby Muhly Grass •A native grass that is long-lived, low-maintenance, and clumping with lovely reddish clouds of flowers. It thrives in most soils including alkaline clay and adapts to water-logging.</p>	H18-30" W18-24"	Fall-Winter Zone 5(-20°)	○ ☞ 🐇
Panicum Switch Grass			
<p>virgatum 'Heavy Metal' •Leaves are silvery blue with a very upright habit. The upright nature creates a formal appearance, softened only by its delicate seed heads. Tolerates a wide range of soils.</p>	H60-72" W24-36"	Early Summer-Fall Zone 3(-40°)	○ 🐇
<p>virgatum 'Ruby Ribbons' •Soft green foliage takes on a wine-red color in early summer. Flowers have wispy, ornamental seed heads that appear in the fall.</p>	H42-48" W22-34"	Late Summer-Fall Zone 4(-30°)	○ ☞ 🐇
<p>virgatum 'Shenandoah' •Best burgundy coloring of all panicum, turning deep red by mid-summer. Tolerates a wide range of soils. Flowers have wispy, ornamental seed heads throughout the fall and winter season.</p>	H42-48" W28-34"	Late Summer-Fall Zone 4(-30°)	○ ☞ 🐇 ☞ 🐇
Pennisetum Fountain Grass			
<p>alopecuroides 'Hameln' •Fine textured foliage with seed heads that open greenish-white, turning a creamy tan.</p>	H12-24" W18-24"	Summer-Fall Zone 4(-30°)	○ ☞
<p>alopecuroides 'Little Bunny' •Cream-colored, tufted seed heads look like a bunch of little bunnies tails, dancing above the dense clump of dark green foliage. The blooms begin to appear in mid-summer. Due to its small size, this variety is particularly well-suited to sunny rock gardens. Average water needs.</p>	H16-20" W20-24"	Summer-Fall Zone 5(-20°)	○ 🐇
<p>orientale 'Karley Rose' •Fine textured, deep green foliage with purplish-rose plumes. Vigorous and very attractive. Prefers moist soil.</p>	H30-40" W24-36"	Summer-Fall Zone 5(-20°)	○ ☞ 🐇
Poa Bluegrass			
<p>secunda var. juncifolia Mini Oat *Perennial Favorites Standout* •This is a <u>Blue Oat Grass</u> look-a-like, with its similar blue-grey foliage and growth pattern. The blades are rough to the touch, stiff and tightly folded, with boat-shaped tips.</p>	H12-24" W10-12"	Summer-Fall Zone 4(-30°)	○ ☞
<p>glauca 'Blue Hills' Blue Meadow Grass •It has tiny, delicate, high arching flowers and pleasant blue-green leaves. It is a cool season grass.</p>	H8-10" W10-12"	Summer-Fall Zone 2(-50°)	○ ☞ ☞

Schizachyrium *Little Blue Stem*

scoparium 'Blaze' *Native & Waterwise* •Fine-bladed native grass. Striking vertical effect with stunning fall color of reds and oranges.	H24-36" W12-16"	Summer-Fall Zone 3(-40°)	○ ☘ ☘ ▲
scoparium 'Ha Ha Tonka' *NEW* •Dense, fine hairs on the leaves softly catch the light and create a halo effect. The foliage is blue green with segments of red-orange and grey. Has a rigid, upright habit.	H18-36" W12-24"	Summer-Fall Zone 3(-40°)	○ ☘ ☘
scoparium 'Prairie Blues' *Native & Waterwise* •Native prairie grass. Upright clump of pewter-blue foliage. Fall display is best with white seed heads and orange foliage. Soft wispy appearance.	H30-36" W14-18"	Summer-Fall Zone 3(-40°)	○ ☘ ☘
scoparium 'Prairie Munchkin' •Stiff, upright plumes of steel-blue persist from July to November, when they fade to a strawberry-blond color. It is perfect for poor soils and dry garden spots.	H24-30" W20-24"	Summer-Fall Zone 3(-40°)	○ ☘
scoparium 'Sandhill' *NEW* •This grass has wider, flat blades of blue-gray foliage. Upright habit. Fall colors of orange and red.	H48-54" W12-24"	Summer-Fall Zone 3(-40°)	○ ☘ ☘
scoparium 'Shining Star' •30" tall in bloom. Prefers dry, not especially fertile soil. Does not tolerate wet soils. Will self sow. Salt tolerant. North American native known for winter color and interest.	H15-18" W12-15"	Summer-Fall Zone 4(-30°)	○ ☘ ☘
scoparium 'Standing Ovation' •Sturdy, upright stems with a blue cast that is dark purple closer to the base. It has brilliant fiery-colored foliage through fall. The blades are thicker than other varieties.	H36-48" W12-18"	Summer-Fall Zone 3(-40°)	○ ☘ ☘ ✂
scoparium 'Twilight Zone' •Possesses a nearly iridescent silvery mauve-purple cast over the plant beginning in midsummer. It retains these eerily beautiful tones through fall when brighter purple highlights appear on the flower stems. The attractive foliage forms a strictly upright, narrowly columnar clump.	H48-54" W18-24"	Summer-Fall Zone 3(-40°)	○ ☘ ☘

Sesleria *Green Moor Grass*

heufferiana *NEW* •Comes out green in early spring and becomes blue by early summer. Remains blue in winter. Tufted mounding habit.	H12-24" W12-24"	Spring-Fall Zone 4(-30°)	○ ◐
---	--------------------	-----------------------------	-----

Sorghastrum *Indian Grass*

nutans 'Indian Steel' *Native & Waterwise* •Clumping native grass with metallic blue foliage. Upright golden brown flowers are large and very attractive. Foliage turns to a bright coppery-brown after frost.	H36-72" W24-36"	Summer-Fall Zone 3(-40°)	○ ☘ ☘ ▲
nutans 'Thin Man' *Native & Waterwise* •A selected form of native Indiangrass. It has very blue foliage and a narrow, very upright growing habit.	H60-72" W24-30"	Late Summer Zone 4(-30°)	○ ☘ ☘

Sporobolus *Prairie Dropseed*

heterolopis <i>Prairie Dropseed</i> •Reddish to purplish tones with an open form. Pink flowers form a mist-like display. Loves moisture and fertilizer. Upright, arching native grass. Emerald-green, fine-textured blades. Turns orange and gold in fall.	H24-36" W20-24"	Summer Zone 3(-40°)	○ ☘ ☘
wrightii 'Kora's Kompact' Perennial Favorites Standout •More dense and compact. Grey-green leaves topped by attractive branched flowering stems. Takes on a nice golden color in winter.	H36-48" W36-60"	Summer Zone 3(-40°)	○ ☘
wrightii 'Windbreaker' <i>Los Lunas Sacaton Grass</i> •Foliage is green with large golden seed heads that turn a lovely golden color in the winter months. It is very drought tolerant but needs a couple of deep waterings through dry months.	H60-84" W60-72"	Summer-Fall Zone 5(-20°)	○ ◐ ☘

Achillea *Yarrow* Fragrant fern-like foliage. Tolerates poor soils.

ageratifolia Greek Yarrow •Low growing evergreen. Silver foliage with bright white flowers.	H4-6" W12-24"	Late Spring-Summer Zone 4(-30°)	○ ♀ ☞
'Little Moonshine' •Bright gold with cut grey-green foliage. Miniature version of Moonshine.	H8-12" W10-12"	Summer-Early Fall Zone 3(-40°)	○ ♀ ☞ ☞ ⓧ ✂
'Moonshine' •Bright yellow flowers with silvery foliage.	H18-24" W18-24"	Summer-Early Fall Zone 3(-40°)	○ ♀ ☞ ☞ ⓧ ✂
ptarmica 'Peter Cottontail' •Large, ivory-white flowers. Low mounding habit of green foliage.	H18-24" W28-30"	Summer-Early Fall	○ ♀ ☞ ☞ ⓧ ✂
tomentosa 'King Edward' •Small clusters of primrose-yellow flowers.	H4-10" W8-12"	Summer-Early Fall Zone 3(-40°)	○ ♀ ☞ ☞ ⓧ ✂

Desert Eve Series This compact series is an upright, clump-forming, herbaceous perennial with finely-divided, dark green, fragrant, fern-like foliage. In summer, erect stems bear 4-inch large, flat, clusters of flowers.

'Deep Rose' •Rose	H12-18" W14-18"	Summer-Early Fall Zone 4(-30°)	○ ♀ ☞ ☞ ⓧ ✂
'Red Improved' •Deep red	H12-18" W14-18"	Summer-Early Fall Zone 4(-30°)	○ ♀ ☞ ☞ ⓧ ✂
'Terracotta' •Pale orange	H12-18" W14-18"	Summer-Early Fall Zone 4(-30°)	○ ♀ ☞ ☞ ⓧ ✂
'Yellow' •Bright yellow	H12-18" W14-18"	Summer-Early Fall Zone 4(-30°)	○ ♀ ☞ ☞ ⓧ ✂

Milly Rock Series (millefolium) Compact, mounding habit that holds together all summer. Deadhead to encourage reblooming.

'Red' •Dark red with yellow eye.	H10-12" W10-12"	Late Spring-Fall Zone 5(-20°)	○ ♀ ⓧ
'Rose' •Rose with yellow eye.	H10-12" W10-12"	Late Spring-Fall Zone 5(-20°)	○ ♀ ⓧ
'Yellow' •Lemon yellow	H10-12" W10-12"	Late Spring-Fall Zone 5(-20°)	○ ♀ ⓧ

New Vintage Series (millefolium) Deep colors that mature to attractive shades, instead of fading to brown. Excellent rebloomer with deadheading. Tidy, tight habit makes them superior for containers and the garden.

'Red' •Flat-top red flowers with creamy white eyes.	H12-14" W10-12"	Summer-Early Fall Zone 4(-30°)	○ ♀ ☞ ☞ ⓧ ✂
'Rose' •Flat-top rosy pink blooms.	H10-14" W10-12"	Summer-Early Fall Zone 4(-30°)	○ ♀ ☞ ☞ ⓧ ✂
'Violet' •Flat-top violet flowers with creamy white eyes.	H12-14" W10-12"	Summer-Early Fall Zone 4(-30°)	○ ♀ ☞ ☞ ⓧ ✂
'White' •Flat-top white blooms.	H12-14" W10-12"	Summer-Early Fall Zone 4(-30°)	○ ♀ ☞ ☞ ⓧ ✂

Aconitum *Monkshood* Each flower is shaped like a helmet or hood, hence it's common name. Foliage is deeply cut, glossy and dark green. Foliage can irritate skin; leaves and roots are toxic.

fischeri Azure Monkshood •Lavender-blue	H18-24" W12-18"	Mid Summer Zone 4(-30°)	○ ◐ ⓧ
napellus Common Monkshood •Violet-blue	H36-42" W12-18"	Mid Summer Zone 4(-30°)	○ ◐ ⓧ ☞ ✂

Agastache *Hyssop* Versatile perennials are excellent in the landscape and work great in a container. These flowers are attractive to hummingbirds and butterflies. Tubular-shaped flowers are long blooming. All varieties have a fragrant licorice-like scent to the foliage.

aurantiaca 'Coronado' •Silver-green leaves and sunny yellow blooms set aglow with orange streaks.	H16-20" W12-18"	Summer Zone 4(-30°)	☉ ☽ 🦋 ☪ 🐇 ✂
cana 'Blue Boa' •Deep violet-blue flower spikes over green foliage.	H24-32" W12-16"	Summer Zone 5(-20°)	☉ ☽ 🦋 ☪ 🐇 ✂
cana 'Sonoran Sunset' •Large lavender-rose flowers on grey-green foliage.	H14-16" W12-16"	Summer Zone 4(-30°)	☉ ☽ 🦋 ☪ 🐇 ✂
'Morello' •Pink-purple-red	H23-27" W18-22"	Late Spring-Fall Zone 5(-20°)	☉ 🦋 ☪ 🐇 ✂
'Pstessene-Coronado Red' •Brilliant crimson and maroon. Unique bloom and compact habit.	H14-18" W12-16"	Summer Zone 5(-20°)	☉ ☽ 🦋 ☪ 🐇 ✂
rugosa 'Little Adder' •Purple-lavender flowers. More compact and better branching.	H12-18" W8-12"	Summer Zone 5(-20°)	☉ ☽ 🦋 ☪ 🐇 ✂
rupestris 'Apache Sunset' •Forms a bushy clump, bearing short spikes of salmon-orange flowers with silvery foliage.	H14-24" W12-18"	Summer Zone 4(-30°)	☉ 🦋 ☪ 🐇 ✂ ▲

Kudos Series Unique blooms with a compact habit and better disease resistance compared to others. This series is very tolerant of wet soils. Bright colors flower non-stop from midsummer into fall.

'Ambrosia' •Creamy white, pale orange and light rose-pink spikes.	H12-18" W12-16"	Summer-Fall Zone 5(-20°)	☉ ☽ 🦋 ☪ 🐇 ✂
'Coral' •Coral plumes	H12-18" W12-16"	Summer-Fall Zone 5(-20°)	☉ ☽ 🦋 ☪ 🐇 ✂
'Gold' •Gold-orange plumes	H12-18" W12-16"	Summer-Fall Zone 5(-20°)	☉ ☽ 🦋 ☪ 🐇 ✂
'Mandarin' •Bright orange plumes	H12-18" W12-16"	Summer-Fall Zone 5(-20°)	☉ ☽ 🦋 ☪ 🐇 ✂
'Red' •Red plumes	H12-18" W12-16"	Summer-Fall Zone 5(-20°)	☉ ☽ 🦋 ☪ 🐇 ✂
'Silver Blue' •Clear light blue plumes	H12-18" W12-16"	Summer-Fall Zone 5(-20°)	☉ ☽ 🦋 ☪ 🐇 ✂
'Yellow' •Yellow plumes	H12-18" W12-16"	Summer-Fall Zone 5(-20°)	☉ ☽ 🦋 ☪ 🐇 ✂

Ajuga *Bugleweed (reptans)* A common perennial ground cover due to its fast growing and easy to maintain. Most are very hardy and have attractive leaves and lovely flowers.

'Black Scallop' •Lush dark burgundy-black foliage blankets the ground with blue flower spikes.	H4-6" W10-24"	Spring Zone 3(-40°)	● ☽ 🦋 🐇
'Burgundy Glow' •One of the most popular, forming a spreading mound of leaves dappled in green, cream and smoky pink with blue flowers. Foliage changes color in fall to rich bronze and burgundy.	H4-6" W8-10"	Spring Zone 3(-40°)	● ☽ 🦋 🐇
'Chocolate Chip' •Depending on the amount of sunlight, the leaves are a mix of rich chocolate, purple and green.	H4-6" W8-10"	Spring Zone 3(-40°)	● ☽ 🦋 🐇



'Cordial Canary' •Golden foliage with cobalt blue flowers	H4-6" W12-18"	Spring Zone 3(-40°)	● ○
'Dixie Chip' •Variegated green, cream and rose-purple. Small, narrow leaves grow in a tight habit, great for weed suppressing. Blue flowers.	H4-6" W8-10"	Spring Zone 3(-40°)	● ○ ✂️ 🌿
'Fancy Finch' •Blue flowers bloom over yellow, orange and green leaves.	H3-4" W16-18"	Spring-Mid Summer Zone 4(-30°)	● ○ ✂️ 🌿
'Parrot Paradise' •Bright yellow, orange and red foliage. Blooms are cobalt-blue.	H4-6" W18-20"	Spring-Mid Summer Zone 4(-30°)	● ○ ✂️ 🌿
'Pink Lightning' •Pink and green variegated foliage are topped with mauve-pink flowers.	H4-6" W10-12"	Spring Zone 3(-40°)	● ○ ✂️ 🌿
'Princess Elsa' •Incredibly fast-grower with metallic silvery-green foliage. Blue-purple flowers. Heat tolerant, very low maintenance.	H4-6" W8-10"	Spring Zone 3(-40°)	● ○ ✂️ 🌿
'Princess Leia' •Variegated foliage of grey-green centers with white margins are topped with purple flowers.	H6-8" W10-12"	Late Spring-Summer Zone 3(-40°)	● ○ ✂️ 🌿
'Princess Nadia' •Tricolored foliage of cream, purple and pink are topped with royal blue flowers.	H6-8" W10-12"	Midspring-Summer Zone 4(-30°)	● ○ ✂️ 🌿
'Silver Queen' •Variegated foliage with silvery-green with pale blue flowers.	H4-6" W12-24"	Spring Zone 3(-40°)	● ○
'Tropical Toucan' •Large, puckered, brilliant yellow leaves, bright blue flowers	H4-6" W12-18"	Spring Zone 3(-40°)	● ○

Alcea Hollyhock (rosea) Stately, short-lived perennial that easily self-seeds and can establish colonies in the garden that persist for years. Plant hollyhocks at the back of the border or along fences and walls.

Chater's Series Saucer-shaped double blossoms with medium green colored leaves that are round with lobed and pleated edges.

'Double Chamois Rose' •Light pink	H48-60" W24-36"	Summer Zone 4(-30°)	○ ● ✂️ 🌿 🌿 ✂️
'Double Golden Yellow' •Golden yellow	H48-60" W24-36"	Summer Zone 4(-30°)	○ ● ✂️ 🌿 🌿 ✂️
'Double Maroon' •Maroon	H48-60" W24-36"	Summer Zone 4(-30°)	○ ● ✂️ 🌿 🌿 ✂️
'Double Pink' •Pink	H48-60" W24-36"	Summer Zone 4(-30°)	○ ● ✂️ 🌿 🌿 ✂️
'Double Salmon Pink' •Salmon-pink	H48-60" W24-36"	Summer Zone 4(-30°)	○ ● ✂️ 🌿 🌿 ✂️
'Double Scarlet' •Deep Red	H48-60" W24-36"	Summer Zone 4(-30°)	○ ● ✂️ 🌿 🌿 ✂️
'Double White' •White with small yellow centers.	H48-60" W24-36"	Summer Zone 4(-30°)	○ ● ✂️ 🌿 🌿 ✂️

PERENNIALS



PERENNIAL
FAVORITES

Spotlight Series

Single flowers are produced on tall, sturdy stalks.

'Blacknight' •Deep black-purple	H60-72" W18-24"	Summer Zone 4(-30°)	○ ♀ ♣
'Mars Magic' •Bright red	H60-72" W18-24"	Summer Zone 4(-30°)	○ ♀ ♣
'Polar Star' •Pure white	H60-72" W18-24"	Summer Zone 4(-30°)	○ ♀ ♣
'Radiant Rose' •Bright pink	H60-72" W18-24"	Summer Zone 4(-30°)	○ ♀ ♣
'Sunshine' •Bright yellow	H60-72" W18-24"	Summer Zone 4(-30°)	○ ♀ ♣

Spring Celebrities Series

A dwarf, multi-stemmed Hollyhock series with large double- to semi-double flowers. Flowers first year and keeps flowering up to 3 months.

'Apricot' •Apricot cream	H24-30" W18-24"	Summer Zone 4(-30°)	○ ◐ ♀ ♣ ♣ ⊗ ✂
'Carmine Rose' •Rose-red	H24-30" W18-24"	Summer Zone 4(-30°)	○ ◐ ♀ ♣ ♣ ⊗ ✂
'Crimson' •Deep red	H24-30" W18-24"	Summer Zone 4(-30°)	○ ◐ ♀ ♣ ♣ ⊗ ✂
'Purple' •Lavender-purple	H24-30" W18-24"	Summer Zone 4(-30°)	○ ◐ ♀ ♣ ♣ ⊗ ✂
'White' •White	H24-30" W18-24"	Summer Zone 4(-30°)	○ ◐ ♀ ♣ ♣ ⊗ ✂

Alchemilla *Lady's Mantle (mollis)*

Attractive lobed leaves that are creased like a fan. Good in rock gardens and as a ground cover. Grows well in dry shade.


'Auslese' •Green to bright chartreuse flowers with grey-green foliage.	H16-18" W18-24"	Late Spring Zone 3(-40°)	○ ◐ ●
mollis •Chartreuse-green flowers with scalloped, bright green leaves.	H12-18" W18-24"	Late Spring Zone 3(-40°)	○ ◐ ●
'Thriller' •Golden-yellow flowers with scalloped, bright green leaves.	H12-18" W12-18"	Late Spring Zone 3(-40°)	○ ◐ ●

Allium Ornamental Onions


Their strong scent and taste makes them deer and wildlife resistant.

cernuum 'Hidcote Pink Giant' •Graceful, nodding, rosy-lilac flowers on slender grey-green foliage. Very vigorous.	H12-18" W8-12"	Late Spring-Summer Zone 4(-30°)	○ ♀ ⊗ ✂
cernuum 'Pink Nodding Onion' •Leaves and flowers are edible, having an onion-like scent. Has moderate water requirements, so plant in a moist soil.	H6-8" W8-18"	Late Spring-Summer Zone 4(-30°)	○ ♀ ⊗ ✂
'Autumn Bee Attraction' *NEW* •The plants have small leaves with a garlic taste and a large number of white flowers. Great garden performer in the fall.	H24-30" W18-24"	Late Spring-Summer Zone 4(-30°)	○ ♀ ⊗ ✂
'Blue Eddy' •Fragrant lilac-pink bloom over twisting light silvery-blue foliage.	H8-12" W8-12"	Late summer Zone 5(-20°)	○ ◐ ♀ ♣ ♣ ⊗ ✂
'Millenium' •Compact, upright clump of thick, glossy, green leaves. Grows bright rosy-purple clusters of flowers on strong stems. Flower heads turn an attractive golden-yellow and last through the fall.	H14-20" W10-16"	Late summer Zone 5(-20°)	○ ◐ ♀ ♣ ♣ ⊗ ✂
'Windy City' *NEW* •Rich jewel-toned, rose-purple buds open to orchid-pink flowers above emerald-green foliage.	H12-18" W12-18"	Early-Late Summer Zone 5(-20°)	○ ◐ ♀ ♣ ♣ ⊗ ✂


Alyssum Madwort (*montanum*) Abundant mounds of rich, fragrant flowers on grey-green foliage. Stunning on rock walls and in borders. Drought tolerant once established.

'Golden Spring' •Golden yellow blooms. More frost and heat tolerant than other varieties.	H6-8" W12-14"	Spring Zone 4(-30°)	
---	------------------	------------------------	---


Amelanchier Serviceberry


ainifolia 'Saskatoon Serviceberry' •White flower clusters that produce edible purple berries. Native to North America.	H72-120" W48-72"	Spring-Early Summer Zone 3(-40°)	
--	---------------------	-------------------------------------	---


Anacyclus Mat Daisy (*depressus*) Daisy-like flowers form over a tight mat of fine fern-like foliage.


'Spring Carpet' •Short stems of white daisies with yellow eyes appear over grey-green foliage.	H4-6" W12-16"	Late Spring Zone 4(-30°)	
--	------------------	-----------------------------	---


Anemone Windflower Graceful upright flower stems that rise above the foliage. Anemone come in many sizes and color assortments. Avoid high water areas during the winter.


'Curtain Call Deep Rose' •Bright deep rose flowers appear over compact green foliage.	H14-18" W16-18"	Late Summer Zone 4(-30°)	
---	--------------------	-----------------------------	---

'Curtain Call Pink' •Double row of bright pink flowers appear over a mound of compact green foliage.	H14-18" W16-18"	Late Summer Zone 4(-30°)	
--	--------------------	-----------------------------	---


'Dainty Swan' •White blooms feature bright pink petal backs, creating a unique two-toned bloom. Dark green foliage with tall sturdy stems.	H18-30" W20-24"	Summer-Fall Zone 5(-20°)	
--	--------------------	-----------------------------	---


'Elfin Swan' •Compact green foliage with attractive deeply cut leaves. Pure white blooms with violet-blue backs are accented with golden yellow centers.	H16-18" W18-30"	Summer-Fall Zone 5(-20°)	
--	--------------------	-----------------------------	--


'Fantasy Cinderella' •Rose-pink, single flowers with compact, dark green foliage.	H12-18" W18-24"	Late Summer-Fall Zone 5(-20°)	
---	--------------------	----------------------------------	---


'Fantasy Jasmine' •Dark pink, single flowers with compact, dark green foliage.	H12-24" W12-24"	Late Summer-Fall Zone 5(-20°)	
--	--------------------	----------------------------------	---


'Fantasy Pocahontas' •Rich pink, semi-double blooms appear over compact foliage.	H12-18" W18-24"	Late Summer-Fall Zone 5(-20°)	
--	--------------------	----------------------------------	---


'Fantasy Red Riding Hood' •Deep pink, single blooms appear over compact foliage.	H12-18" W18-23"	Late Summer-Fall Zone 5(-20°)	
--	--------------------	----------------------------------	---

'Harlequin Pastel' *NEW* •Pink, semi-double flowers. Bloom until frost.	H10-18" W18-30"	Late Summer-Fall Zone 4(-30°)	
---	--------------------	----------------------------------	---

'Honorine Jobert' •This heirloom features large, white, single blossoms on tall stems with green foliage.	H36-48" W18-30"	Fall Zone 5(-20°)	
---	--------------------	----------------------	---

'Puff Pink' *NEW* •Very unusual, compact, pompon flowers cover this short plant with stems long enough for cutting. New flowers open a rich rose color and progress to an antique silver pink.	H12-24" W12-18"	Late Summer-Fall Zone 4(-30°)	
--	--------------------	----------------------------------	---

hupenhensis v. japonica 'Pamina' •Semi-double, rose-pink blooms appear over compact, dark green foliage.	H14-18" W16-18"	Fall Zone 5(-20°)	
--	--------------------	----------------------	---

'Satin Doll Blush' *NEW* •Abundant, large, light pink flowers held over glossy foliage. One of the earliest blooming with an extended bloom period. Exceptionally high flower count on genetically dwarf plants.	H10-17" W15-17"	Late Summer-Fall Zone 4(-30°)	
--	--------------------	----------------------------------	---

PERENNIALS



PERENNIAL
FAVORITES

'Satin Doll Glow' *NEW* •Genetic dwarf with full sized flowers of pink daisy-like flowers cover this plant.	H10-17" W15-17"	Late Summer-Fall Zone 4(-30°)	
'Satin Doll Rose' *NEW* •Two toned bright rose-pink and carmine flowers swirl over this plant. Short, compact habit. Early blooming	H10-17" W15-17"	Late Summer-Fall Zone 4(-30°)	
'Snow Angel' •Pure white, single petals with yellow centers, appear over compact, light green foliage.	H15-18" W16-18"	Late Summer-Fall Zone 6(-10°)	
sylvestris 'Snowdrops' •Delicate, nodding, white flowers appear over a low mound of ferny foliage.	H12-18" W12-18"	Spring Zone 3(-40°)	
tomentosa 'Robustissima' •Pale pink blooms appear on sturdy branches above the foliage. Vigorous spreading habit that forms a low mound of grape-like green leaves.	H34-46" W22-34"	Late Summer Zone 3(-40°)	
'Whirlwind' •Very large, semi-double, white blossoms. Vigorous habit with large, dark green leaves. Can handle more sun compared to others.	H24-36" W24-36"	Fall Zone 3(-40°)	
Antennaria Pussytoes			
dioica 'Rubra' *Native & Waterwise* •Tiny, bright silver-grey leaves form a low, creeping mat. Fuzzy rose-pink flowers appear above the foliage. Tolerates poor, dry soils.	H4-6" W10-12"	Late Spring Zone 3(-40°)	
microphylla 'Littleleaf Pussytoes' •This delightful wildflower forms a dense grey-green carpet accented with novel pink flower clusters that resemble the pads on a cat's foot. Attractive in the rock garden or between paving stones. Excellent weed-free ground cover for dry soils.	H2-3" W8-12"	Mid-Late Spring Zone 3(-40°)	
Aquilegia Columbine Old-fashioned flower available in a variety of sizes and colors with long-spurred blossoms. Short lived perennials but will self seed if allowed to.			
caerulea Rocky Mountain Colorado Blue *Native & Waterwise* •Large blue and white blooms on tall sturdy stems over green foliage. Warmer areas should plant these with afternoon shade.	H24-36" W12-18"	Early Spring Zone 3(-40°)	
flabellata 'Cameo Mix' •Shades of blue, pink and white blooms that blanket this dwarf compact plant.	H2-6" W8-12"	Spring Zone 3(-40°)	
Earlybird Series (caerulea) This series features strong new colors and has a low cold requirement and short juvenility for growing in warm winter climates. Features a controlled habit, with relatively short stems on well-mounded plants.			
'Blue and White' •Blue and white	H9-11" W8-10"	Spring Zone 3(-40°)	
'Mix' •Mix of blue, purple, red, yellow and white flowers.	H9-11" W8-10"	Spring Zone 3(-40°)	
'Purple and Blue' •Purple and blue	H9-11" W8-10"	Spring Zone 3(-40°)	
'Purple and White' •Purple with white centers.	H9-11" W8-10"	Spring Zone 3(-40°)	
'Purple and Yellow' •Purple with yellow centers.	H9-11" W8-10"	Spring Zone 3(-40°)	
'Red and White' •Red with white centers.	H9-11" W8-10"	Spring Zone 3(-40°)	
'Red and Yellow' •Red with yellow centers.	H9-11" W8-10"	Spring Zone 3(-40°)	



'White' •Solid white	H9-11" W8-10"	Spring Zone 3(-40°)	
'Yellow' •Solid Yellow	H9-11" W8-10"	Spring Zone 3(-40°)	
Kirigami Series Large, upfacing blooms, usually of bicolored shades, have a compact habit. Since Columbines are relatively short lived, allow some of the plants to go to seed and self sow.			
'Deep Blue and White' •Dark blue and white	H14-24" W12-20"	Spring Zone 3(-40°)	
'Light Blue and White' •Light blue with white centers.	H14-24" W12-20"	Spring Zone 3(-40°)	
'Mix' •Mix of red, blue, white, rose and yellow.	H14-24" W12-20"	Spring Zone 3(-40°)	
'Red and White' •Red and white	H14-24" W12-20"	Spring Zone 3(-40°)	
'Rose and Pink' •Rose with pink centers.	H14-24" W12-20"	Spring Zone 3(-40°)	
'Yellow' •Soft butter yellow	H14-24" W12-20"	Spring Zone 3(-40°)	
Winky Series Compact plants with double, upward facing blooms.			
'Double Red and White' •Shades of reds and pinks.	H18-24" W12-18"	Spring Zone 3(-40°)	
'Double Rose and White' •Deep pink and white	H18-24" W12-18"	Spring Zone 3(-40°)	
Arabis Rockcress Grows loose-spreading rosettes of small, greyish-green leaves. Fragrant, long blooming groundcover. Cut back after flowering for denser foliage. Great for rock gardens and front edging on a border.			
blepharophylla 'Barranca Pink' •Evergreen with deep pink rosettes.	H6-8" W7-8"	Early Spring Zone 4(-30°)	
blepharophylla 'Red Sensation' •This forms a low rosette of green leaves with stems that hold clusters of sweetly fragrant, crimson flowers.	H6-8" W6-18"	Spring Zone 5(-20°)	
blepharophylla 'Rose Delight' •This forms a low rosette of green leaves with stems that hold clusters of sweetly fragrant, rose flowers.	H6-8" W8-10"	Spring Zone 5(-20°)	
blepharophylla 'Spring Charm' •Mat forming evergreen with soft green leaves that grow masses of bright clusters of rosy pink flowers.	H6-8" W8-10"	Early Spring Zone 3(-40°)	
caucasica 'Catwalk White' •Evergreen with White rosettes.	H6-12" W12-16"	Early Spring Zone 3(-40°)	
caucasica 'Snowfix' •An evergreen mound of soft grey-green foliage covered by tufts of pure white flowers.	H6-12" W6-8"	Early Spring Zone 3(-40°)	
Arctostaphylos			
uva-ursi 'Kinnickinnick' *Native & Waterwise* •Evergreen, mat forming, small shrub with attractive red stems and bright red berries in fall and winter. Flowers are inconspicuous. Requires good drainage and does best with morning sun.	H6-12" W60-180"	Spring-Early Summer Zone 3(-40°)	



Arenaria Sandwort These plants have narrow glossy green leaves that form mats of foliage. In mid-spring the plant is blanketed by 1/2" wide white flowers. Great for rock gardens and borders. Drought tolerant once established.

montana 'Avalanche' •Large white flowers and lance-shaped grey-green leaves appear on uniform, compact plants.	H4-8" W8-12"	Mid Spring Zone 3(-40°)	○ ● ☪ ☹
montana 'Blizzard Compact' •A low evergreen cushion of dark green leaves, bearing loads of white flowers.	H4-8" W10-12"	Mid Spring Zone 3(-40°)	○ ● ☪ ☹
montana 'Lemon Ice' •Forms a low, evergreen cushion of grey-green leaves, bearing loads of bright yellow buds that open to large lemon-yellow flowers.	H6-8" W8-12"	Mid Spring Zone 4(-30°)	○ ● ☪ ☹

Armeria Thrift Compact tufts of evergreen, grass-like foliage with sturdy, wiry stems of globe-shaped flowers. Good for rock gardens and borders.

maritima 'Splendens' •Dark green foliage becomes covered with wine-red pompom blooms.	H10-12" W6-12"	Late Spring Zone 3(-40°)	○ ☪ ☹
maritima 'Victor Reiter' •Very dwarf variety of clear pink, rounded flower clusters on slender stems. Mounding habit.	H2-4" W6-12"	Late Spring-Early Summer Zone 4(-30°)	○ ☪ ☹ ☪

Ballerina Series This series has broader evergreen leaves, stiffer flower stems and larger flower clusters. The varieties are compact and uniform.

'Lilac' •Vibrant lilac-pink	H12-14" W12-16"	Early Summer-Fall Zone 5(-20°)	○ ● ☪ ☹
'Red' •Bright red	H12-14" W12-16"	Early Summer-Fall Zone 5(-20°)	○ ● ☪ ☹
'White' •Solid white	H12-14" W12-16"	Early Summer-Fall Zone 5(-20°)	○ ● ☪ ☹

Dreameria Series This series has been bred to bloom all season long. It can handle cool springs and is heat tolerant. The tidy mounding habit is perfect for landscape and patio containers. Frost tolerant.

'Dreameria Daydream' •Bright pink	H10-12" W10-12"	Spring-Fall Zone 6(-10°)	○ ☪
'Dream Clouds' •White	H10-12 W10-12	Spring-Fall Zone 6(-10°)	○ ☪ ☪ ☹ ✂
'Dream Weaver' • Dark Pink, Light Rose	H10-12 W10-12	Spring-Fall Zone 6(-10°)	○ ☪ ☪ ☹ ✂
'Dreamland' •Dark salmon pink	H10-12 W10-12	Spring-Fall Zone 5(-20°)	○ ☪ ☪
'Sweet Dreams' •Lavender-mauve	H10-12" W10-12"	Spring-Fall Zone 6(-10°)	○ ☪

Aronia Chokeberry Deciduous shrub that tolerates a variety of soil types. In spring, white blooms appear with attractive dark glossy leaves and excellent red fall color. Black fruit persists until spring.

melanocarpa 'Viking' •Fragrant flowers in the spring with bright ornamental fall foliage. This selection is one of the most ornamental fruiting shrubs.	H36-60" W36-60"	Spring Zone 3(-20°)	○ ● ☪
---	--------------------	------------------------	----------

Artemisia Sage Wormwood or Mugwort The foliage is aromatic and the texture of these plants really add to the landscape. Most have silver foliage. The blooms are insignificant.

'Powis Castle' •Silver foliage that has a shrubby and feathery look.	H24-36" W24-36"	Insignificant Zone 4(-30°)	○ ☕ 🌿
gmelinii 'SunFern Aracadia' •Fern-like textures that thrive in full sun. Great accent plant. Low maintenance.	H14-16" W14-18"	Late Summer Zone 4(-30°)	○ ☾ ☕
schmidtiana 'Nana' Silver Mound •Soft, finely cut, silver foliage that forms a nice mound.	H10-18" W12-20"	Insignificant Zone 4(-30°)	○ ☕ 🌿
tridentata-vaseyana Mountain Big Sagebrush *Native & Waterwise* •Ferny silver foliage.	H24-60" W36-48"	Insignificant Zone 3(-40°)	○ ☕ 🌿

Aruncus Goatsbeard Related to Spirea and are native to mountainous wooded regions of North America. Adaptable to various soil types. Moisture loving with lacy foliage

aethusifolius 'Misty Lace' •Produces large, creamy white plumes on red stems. Compact, fern-like foliage.	H23-29" W18-23"	Early Summer Zone 4(-30°)	● ☾ ☕ ✂
dioicus 'Guinea-Fowl' •Beautiful fern-like, dark green foliage with long, upright, white flowers for a very nice contrast in the shaded garden.	H18-24" W18-24"	Early-Late Spring Zone 4(-30°)	☾ ● ☕ 🌿

Asclepias Butterfly Weed Butterfly weed is a tuberous rooted perennial which produces flowers atop upright stems with narrow, lance-shaped leaves. It has a long bloom period. Host plant for Monarch Butterflies.

tuberosa Butterfly Weed •Bright orange to yellow-orange.	H24-36" W24-30"	Summer Zone 4(-30°)	○ ☕ 🌿 ✂
--	--------------------	------------------------	---------

Aster Michaelmas Daisy Reliable plants with daisy-like flowers. They have abundant blooms with different heights and bloom times. Some varieties are woody.

Spring Blooming Aster

alpinus Alpine •White, pink and purple with a yellow center.	H8-12" W8-12"	Spring Zone 3(-40°)	○ ☾ ☕ ✂
alpinus 'Beauty Mix' •This mix of pale lavender, blue, pink and white shades, has a distinct crested center.	H8-10" W8-12"	Spring Zone 3(-40°)	○ ☾ ☕ ✂

Summer Blooming Aster

frikartii 'Monch' •Lavender-blue, single flowers with gold centers on upright, freely branching stems.	H24-30" W24-30"	Summer Zone 5(-20°)	○ ☾ ☕ 🌿
--	--------------------	------------------------	---------

Fall Blooming Woody Aster

novi-belgii 'Purple Dome' •Vivid purple, daisy-like flowers in a compact habit.	H18-24" W18-24"	Fall Zone 3(-40°)	○ ☕ 🌿
---	--------------------	----------------------	-------

Island Series Fall Blooming Aster Masses of daisy-like flowers appear in late summer and fall on dense, compact, mildew-resistant plants. The yellow-eyed, semi-double blossoms are complemented by green, lance-shaped foliage.

'Bahamas' •Pink	H8-12" W8-12"	Fall Zone 4(-30°)	○ ☾ ☕ 🌿
'Barbados' •Lilac	H8-12" W8-12"	Fall Zone 4(-30°)	○ ☾ ☕ 🌿
'Samoa' •Purple	H8-12" W8-12"	Fall Zone 4(-30°)	○ ☾ ☕ 🌿
'Tonga' •Dark pink	H8-12" W8-12"	Fall Zone 4(-30°)	○ ☾ ☕ 🌿



Wood's Series (dumosus) Fall Blooming Aster Semi double flowers with yellow centers. Resistant to powdery mildew.






'Blue' •Blue	H8-12" W12-18"	Fall Zone 3(-40°)	○ ♀ ☀
'Pink' •Pink	H8-12" W12-18"	Fall Zone 3(-40°)	○ ♀ ☀
'Purple' •Purple	H8-12" W12-18"	Fall Zone 3(-40°)	○ ♀ ☀

Fall Aster (Fall Availability Only)



'Believer' •Dark blue	H12-24" W12-24"	Fall Zone 4(-30°)	○ ♀ ☀
'Blue Henry I' •Lavender-blue with a double flower.	H12-24" W12-24"	Fall Zone 4(-30°)	○ ♀ ☀
'Daydream' •Light blue	H12-24" W12-24"	Fall Zone 4(-30°)	○ ♀ ☀
'Days' •Blue	H12-16" W12-24"	Fall Zone 4(-30°)	○ ♀ ☀
'Dragon' •Light blue	H12-24" W12-24"	Fall Zone 4(-30°)	○ ♀ ☀
'Hazy' •Dark rose-pink	H12-16" W12-24"	Fall Zone 4(-30°)	○ ♀ ☀
'Henry I' •Purple with a double flower	H12-16" W12-24"	Fall Zone 4(-30°)	○ ♀ ☀
'Henry III' •Purple with a double flower	H12-16" W12-24"	Fall Zone 4(-30°)	○ ♀ ☀
'Magic Purple' •Dark purple-blue	H24-30" W18-24"	Fall Zone 4(-30°)	○ ♀ ☀
'Marie III' •Dark pink with a double flower	H12-18" W12-24"	Fall Zone 4(-30°)	○ ♀ ☀
'Peter III' •Light blue with a double flower	H24-30" W12-24"	Fall Zone 4(-30°)	○ ♀ ☀
'Pink Henry I' •Pink with a double flower	H24-30" W12-24"	Fall Zone 4(-30°)	○ ♀ ☀
'Twist' •Light blue	H24-30" W12-24"	Fall Zone 4(-30°)	○ ♀ ☀

Astilbe False Spirea Native to the Far East, Astilbes are companions of Ferns and Impatiens. They're some of the few flowers that make big color in full or partial shade.




arendsii 'Augustleuchten' August Light •Long, scarlet-red, feathery plumes grow above the foliage, which emerges deep red.	H26-30" W14-24"	Summer Zone 4(-30°)	● ○ ♀ ✂
arendsii 'Bressingham Beauty' •This taller variety has long, arching, deep pink plumes of flowers, over a mound of elegant, lacy green leaves.	H32-38" W24-30"	Early Summer Zone 4(-30°)	● ○ ♀ ✂
arendsii 'Bridal Veil' •Pure white blossoms held above vivid green foliage.	H18-34" W24-36"	Summer Zone 4(-30°)	● ○ ♀ ✂
chinensis 'Maggie Daley' •Lavender-pink flowers rise above lacy, fern-like foliage.	H16-20" W16-20"	Summer Zone 4(-30°)	● ○ ♀ ✂
chinensis 'Milk and Honey' •Creamy white plumes turn light pink as they age. Bushy foliage appears slightly marbled with green and silver.	H24-30" W18-20"	Summer Zone 4(-30°)	● ○ ♀ ✂
chinensis 'Rise and Shine' •Huge 8" hot pink plumes over compact green foliage.	H12-18" W12-18"	Summer Zone 4(-30°)	● ○ ♀ ✂

chinensis 'Visions in Red' •Pink to red plumes are sweetly fragrant, over large, clear green leaves with a coarse texture.	H12-18" W12-18"	Summer Zone 4(-30°)	
japonica 'Delft Lace' •Lacy, deep blue-green, waxy foliage with red highlights. Red stems carry panicles of deep salmon-red buds, which open to a soft apricot pink.	H24-36" W18-24"	Summer Zone 4(-30°)	
japonica 'Deutschland' •Plumes of white feathery flowers.	H22-30" W18-24"	Summer Zone 4(-30°)	
japonica 'Montgomery' •Large, dark red plumes and green foliage that emerge bronze in spring.	H12-24" W12-24"	Summer Zone 4(-30°)	
japonica 'Red Sentinel' •Scarlet-red flowers above glossy green foliage.	H20-24" W12-18"	Summer Zone 4(-30°)	






Atriplex Four-Winged Saltbush

canescens Four-Winged Saltbush *Native & Waterwise* •Woody shrub that is erect and round in form with rigid, brittle stems and heavily branched. Valuable as a cover and browse shrub for wildlife. Extremely tolerant of harsh conditions.	H24-28" W24-48"	Summer Zone 3(-40°)	
confertifolia Shadscale *Native & Waterwise* •Blue evergreen foliage turning salmon-peach color in winter. Easily maintained; rounded form eliminates need to prune.	H12-36" W12-68"	Summer Zone 3(-40°)	




Aubrieta Rockcress Extremely popular rock garden plants being one of the first perennials to bloom each year. They form a low cushion of evergreen leaves, literally smothered by flowers for several weeks.

gracillis 'Rock on Blue' •Dark bluish purple	H4-6 W6-12	Early Spring Zone 4(-30°)	
gracillis 'Rock on Pink' •Deep pink	H4-6" W6-12"	Early Spring Zone 4(-30°)	
gracillis 'Rock on Purple' •Purple	H4-6 W6-12	Early Spring Zone 4(-30°)	

Axcent Series Compact with large flowers. Better heat and disease resistance. Vigor exceeds other varieties.

















'Burgundy Improved' •Bright burgundy flowers open on grey-green foliage.	H4-6" W12-16"	Early Spring Zone 4(-30°)	
'Dark Red' •Large, dark red blooms with grey-green leaves.	H4-6" W12-18"	Early Spring Zone 4(-30°)	
'Deep Purple' •Large, dark purple blooms with grey-green leaves.	H4-6" W12-18"	Early Spring Zone 4(-30°)	
'Lilac' •Large, lilac blooms with grey-green leaves.	H4-6" W12-18"	Early Spring Zone 4(-30°)	
'Violet Eye' •Large, violet blooms with yellow centers and grey-green leaves.	H4-6" W12-18"	Early Spring Zone 4(-30°)	
'White' *NEW* •Bright white flowers	H4-6 W12-20	Early Spring Zone 4(-30°)	

Glacier Series Flowers on average 2-3 weeks later than others and is also slightly more compact.

'Red' *NEW* •Purple Red	H4-6 W10-12	Early Spring Zone 6(-10°)	
'Sky Blue' *NEW* •Violet Blue	H4-6 W10-12	Early Spring Zone 6(-10°)	
'Violet' *NEW* •Deep violet	H4-6 W10-12	Early Spring Zone 6(-10°)	



Aurinia Basket of Gold			
saxatilis 'Summit' •A well-behaved and disease resistant groundcover. Tiny golden yellow flowers borne just above the grey-green foliage.	H8-10" W15-20"	Early Spring Zone 4(-30°)	○ ♀ ☞
Bellis English Daisy This is an old-fashioned favorite even though they are biennial. These plants will reseed to provide future generations. Removing faded flowers regularly will keep plants blooming well into the summer.			
perennis 'Pomponette Mix' •Produces many large, double, cushion-like daisies in shades of red, rose and white.	H6-8" W6-8"	Early Spring Zone 4(-30°)	○ ●
perennis 'Speedstar Mix' •Yellow-eyed, semi-double daisies with red, white and rose petals.	H4-6" W6-8"	Early Spring Zone 4(-30°)	○ ●
perennis 'Tasso Mix' •Red, pink and white mix.	H6-8" W6-8"	Early Spring Zone 4(-30°)	○ ●
perennis 'Tasso Strawberries and Cream' •White and pink mix.	H6-8" W6-8"	Early Spring Zone 4(-30°)	○ ●
Berlandiera Chocolate Flower			
lyrata Chocolate Flower *Native & Waterwise* •Low growing plant with lobe-shaped leaves and a mounding form. Flowers are yellow with a dark center and fragrant with a slight hint of chocolate. Will reseed without deadheading.	H14-18" W12-18"	Summer Zone 4(-30°)	○ ♀ ☞ ♣ ☞ ▲
Brunnera Heartleaf Alkanet Large, heart-shaped leaves that love moist and shady sites. They produce tiny forget-me-not like flowers.			
macrophylla 'Alexander's Great' •Blue flowers with large, silver and green veining on the foliage.	H14-18" W28-30"	Early Summer Zone 4(-30°)	● ●
macrophylla 'Emerald Mist' •Blue flowers with a wide banding of silver near the outside of the foliage.	H12-16" W12-18"	Early Summer Zone 4(-30°)	● ●
macrophylla 'Hadspen Cream' •Blue flowers with green and cream edged foliage.	H12-18" W14-18"	Early Summer Zone 4(-30°)	● ●
macrophylla Heartleaf Alkanet •Blue flowers with green foliage.	H12-18" W14-18"	Early Summer Zone 4(-30°)	● ●
macrophylla 'Jack Frost' •Blue flowers with silver foliage and green veining.	H12-18" W14-18"	Early Summer Zone 4(-30°)	● ●
Buddleia Butterfly Bush Lance-shaped, grey-green leaves . Fragrant, colorful, summer flowering shrubs that respond well to heavy pruning in the spring. They are profuse bloomers with a very strong scent. A must have for pollinators.			
Buzz Series davidii Dwarf series and more compact habit than traditional Butterfly Bush. They still produce full size flower spikes up to 10" in length. Will bloom from June through October without deadheading.			
'Hot Raspberry' •Bright raspberry-pink flower spikes.	H36-60" W36-48"	Summer-Fall Zone 4(-30°)	○ ♀ ☞ ♣ ☞ ✂
'Ivory' •Graceful, tapering, white flower spikes.	H36-60" W36-48"	Summer-Fall Zone 4(-30°)	○ ♀ ☞ ♣ ☞ ✂
'Lavender' •Lavender flower spikes.	H36-60" W36-48"	Summer-Fall Zone 4(-30°)	○ ♀ ☞ ♣ ☞ ✂
'Magenta Improved' •Magenta flower spikes.	H36-60" W36-48"	Summer-Fall Zone 4(-30°)	○ ♀ ☞ ♣ ☞ ✂
'Midnight' •Dark purple spires.	H36-60" W36-48"	Summer-Fall Zone 4(-30°)	○ ♀ ☞ ♣ ☞ ✂
'Purple' •Purple flower spikes.	H36-60" W36-48"	Summer-Fall Zone 4(-30°)	○ ♀ ☞ ♣ ☞ ✂

'Sky Blue' •Sky blue flower spikes.	H36-60" W36-48"	Summer-Fall Zone 4(-30°)	
'Soft Pink' •Pale pink flower spikes.	H36-60" W36-48"	Summer-Fall Zone 4(-30°)	
'Velvet' •Deep rose-pink flower spikes.	H36-60" W36-48"	Summer-Fall Zone 4(-30°)	
Callirhoe Prairie Winecups			
involucrata Winecups *Native & Waterwise* •Ground cover with attractive dark green, leathery leaves. Flowers are a magenta-wine color blooming on upright stems. Great for hot/dry areas.	H4-8" W24-30"	Summer Zone 4(-30°)	
Calylophus Sundrops			
serrulatus Prairie Lode *Native & Waterwise* •Bright golden yellow flowers. Easy to grow and long blooming. Groundcover.	H6-8" W12-16"	Summer Zone 4(-30°)	
Campanula Bellflower Popular plants, ranging in heights from groundcovers to over 4 feet tall.			
'Birch Hybrid' •Lavender-blue, fluted, bell-shaped flowers smother the bright evergreen foliage.	H4-6" W10-12"	Spring-Summer Zone 4(-30°)	
carpatica 'Rapido Blue' •Mounding plant with small, dark green foliage and an abundance of blue flowers.	H4-8" W4-8"	Late Spring Zone 3(-40°)	
carpatica 'Rapido White' •Mounding plant with small, dark green foliage and an abundance of white flowers.	H4-8" W4-8"	Late Spring Zone 3(-40°)	
glomerata 'Bellefleur Blue' •This dwarf variety forms a low mound of upright stems with large clusters of deep violet-blue flowers.	H6-10" W12-23"	Early Summer Zone 4(-30°)	
glomerata 'Superba' •Tall, upright stems with large, showy clusters of rich purple, funnel-shaped flowers. Foliage is dark green and mounding.	H24-30" W22-26"	Late Spring-Summer Zone 4(-30°)	
persicifolia 'Takion Blue' •Upward and outward facing, bell-shaped, blue flowers on strong, dark green, glossy stems and foliage.	H16-20" W12-24"	Summer Zone 4(-30°)	
persicifolia 'Takion White' •Upward and outward facing, bell-shaped, white flowers on strong, dark green, glossy stems and foliage.	H16-20" W12-24"	Summer Zone 4(-30°)	
poscharskyana 'Blue Waterfall' •Violet-blue, star-shaped, upward-facing flowers smother dark green, glossy foliage. A vigorous spreader that can be used as a groundcover.	H6-10" W18-24"	Late Spring Zone 4(-30°)	
rotundifolia 'Thumbell Violet' •Graceful, slender stems, usually in clusters, appear with bell-shaped, violet-blue flowers that bloom continuously.	H10-12" W10-12"	Spring-Summer Zone 4(-30°)	
Caryopteris Bluebeard Attractive, compact, mounding deciduous shrub. Very fragrant and showy flowers. A must have for pollinators.			
clandonensis 'Dark Knight' •Dark purple-blue	H36-48" W36-48"	Summer Zone 5(-20°)	
clandonensis 'First Choice' •Dark purple-blue	H24-36" W24-36"	Summer Zone 6(-10°)	

Catanache *Cupid's Dart* The papery bright blue dandelion-shaped blossoms are excellent for cutting, fresh, or dried.

caerulea 'Amor Blue' •Elegant, fine, blue flowers on slender stems with narrow foliage.	H20-26" W8-12"	Summer Zone 5(-20°)	○ ☪☪✂
---	-------------------	------------------------	----------

Centranthus *Jupiter's Beard* Blue-green leaves on tall, slender stems. Long blooming plants, except during the heat of summer. Deadhead after spring bloom for better appearances. Reseeds. Quite drought tolerant but will still do well in medium and high water use areas.

ruber 'Alba' •Small, star-shaped, white flowers appear in dense clusters.	H24-30" W18-24"	Late Spring-Fall Zone 5(-20°)	○☾☪ ☪☪✂
---	--------------------	----------------------------------	------------

ruber 'Valerian Red' •Small, star-shaped, rose-red flowers appear in dense clusters atop upright to relaxed stems. Will self seed and spread without deadheading.	H18-36" W18-24"	Late Spring-Fall Zone 5(-20°)	○☾☪ ☪☪✂
---	--------------------	----------------------------------	------------

Cerastium *Snow in Summer*

tomentosa 'Yo Yo' •Smaller, more restrained variety with white flowers. The woolly-grey foliage holds up well in difficult dry spots.	H6-8" W12-18"	Late Spring Zone 3(-40°)	○☪☪
---	------------------	-----------------------------	-----

Ceratoides (Krascheninikovia) *Winterfat*

lanata 'Winterfat' •Flowers appear on the female plants only, and are a brilliant silvery white that grow on dense spikes. This is a low spreading shrub with grey-brown, exfoliating bark and fuzzy, pale blue, deciduous foliage.	H12-36" W12-36"	Spring-Late Summer Zone 4(-30°)	○
---	--------------------	------------------------------------	---

Cerastigma *Plumbago*

plumbaginoides <i>Plumbago</i> •Slow growing groundcover with brilliant blue flowers. Glossy, green foliage in summer, turning bronze to red in fall. Grows best in full to partial shade.	H8-12" W14-18"	Late Summer-Fall Zone 5(-20°)	○☾☪ ☪☪☪
--	-------------------	----------------------------------	------------

Cercocarpus Flowers are inconspicuous. Grows best in rocky, dry, well drained soil. Good browse shrub for deer and elk. Very long lived.

intricatus <i>Littleleaf Mt. Mahogany</i> *Native & Waterwise* •Slow growing, intricately branched shrub with compact growth habit. Small, shiny, evergreen leaves have a leathery appearance.	H72-96" W48-72"	Spring Zone 3(-40°)	○☪▲
--	--------------------	------------------------	-----

ledifolius <i>Curl-leaf Mt. Mahogany</i> *Native & Waterwise* •Evergreen foliage contrasts nicely with white-grey bark.	H60-120" W72-144"	Spring Zone 3(-40°)	○☪▲
---	----------------------	------------------------	-----

montanus <i>True Mt. Mahogany</i> *Native & Waterwise* •Deciduous with dense, symmetrical growth habit. Small yellow flowers.	H60-120" W72-120"	Late Spring-Summer Zone 3(-40°)	○☪▲
---	----------------------	------------------------------------	-----

Chamaebatiaria *Fernbush*

millefolium <i>Fernbush</i> •Intensely aromatic, lacy foliage with white flowers and reddish flaky bark. Makes a mound with light pruning. Attractive winter seed heads and habit.	H48-72" W72-96"	Summer Zone 4(-30°)	○☾☪
--	--------------------	------------------------	-----

Chamerion (Epilobium)

angustifolia <i>Fireweed</i> *Native & Waterwise* •High elevation perennial that is strongly rhizomatous. Flowers are a deep pink with willow-like leaves.	H48-98" W48-60"	Summer-Fall Zone 4(-30°)	○☾☪ ☪▲
--	--------------------	-----------------------------	-----------

Chelone *Turtlehead*

lyonii 'Tiny Tortuga' •An upright, bushy mound of thick, dark green foliage. Produces upright stems of large, dark pink, hooded flowers. Best grown in moist areas.	H12-16" W8-10"	Late Summer-Mid Fall Zone 3(-40°)	○☾☪ ☪☪✂
---	-------------------	--------------------------------------	------------

Chrysothamnus *Rabbitbrush*

nauseosus <i>Rubber Rabbitbrush</i> •Bright yellow flowers. Nice form with a round head and erect, upright stems. Interesting fruit late summer to fall. Plant in dry, well drained soil. Prune in early spring to maintain compact form.	H24-48" W24-36"	Early Summer Zone 3(-40°)	○ ♀ ☿
nauseosus <i>Dwarf Rabbitbrush</i> *Native & Waterwise* •Shorter, tighter growth habit and bright yellow fall color.	H16-28" W20-30"	Early Summer Zone 3(-40°)	○ ♀ ☿ ▲

Chrysanthemum *Garden Mums* Garden mums are characterized by their mounded growth habits, sturdy but typically brittle stems, and adaptability to almost any container type and size. They have a very high bud count and excellent flowering uniformity. Nicely sized flowers with good lasting quality. Blooms in fall. Height 12-36". Season bloom times: Very early - Sept. 1-10, Early - Sept. 10-20, Mid - Sept. 20-30, Late - Oct. 1-10, Extender - Oct. 10-20. **Contact Perennial Favorites or your Sales Rep for a full listing of Fall Garden Mums.**

Assorted Varieties	Assorted	Late Summer-Fall Zone 5(-20°)	○ ● ♀ ☿
---------------------------	----------	----------------------------------	------------

Clematis *Bush Clematis*

heracleifolia 'China Purple' •Bears interesting clusters of fragrant, rich violet-blue flowers starting in mid-summer. Fluffy seed heads usually appear in late fall.	H35-47" W23-35"	Mid Summer Zone 3(-40°)	○ ● ♀ ☿ ✂
'Violet Stardust' •The clump of this non-vining plant produces a profusion of blue-violet, star shaped, nodding flowers. It will benefit from support but not necessary.	H24-36" W24-36"	Summer Zone 3(-40°)	○ ● ♀ ☿

Convallaria *Lily of the Valley*

majalis <i>Lily of the Valley</i> •Tough, vigorous grower and great groundcover. Fragrant, tiny, white bells on tall sturdy stems. Long-lived perennial which naturalizes easily in woodland areas. All parts of this plant are poisonous.	H6-8" W12-24"	Spring Zone 3(-40°)	● ● ● ☿
--	------------------	------------------------	---------

Coreopsis *Tickseed* Considered to be one of the longest blooming perennials for the garden. They're easy to grow and have bright, daisy-like flowers with an assortment of heights and foliage styles.

auriculata 'Nana' •Forms a small mound of dark green leaves, bearing bright golden orange flowers.	H6-12" W8-12"	Late Spring-Fall Zone 4(-30°)	○ ♀ ☿
grandiflora 'Double The Sun' •Compact habit with semi-double, yellow blooms. The earliest blooming grandiflora on the market.	H12-14" W12-14"	Spring-Fall Zone 4(-30°)	○ ♀ ☿
grandiflora 'Presto' •Golden yellow with a semi-double flower.	H6-12" W6-8"	Late Spring-Fall Zone 4(-30°)	○ ♀ ☿
grandiflora 'Sunkiss' •Nearly 3" wide, golden yellow flowers with burgundy centers.	H12-14" W14-16"	Late Spring-Fall Zone 4(-30°)	○ ♀ ☿
'Jethro Tull' •Golden yellow with fluted petals.	H12-18" W14-18"	Late Spring-Fall Zone 5(-20°)	○ ♀ ☿
'Solanna Golden Sphere' •Grows a low mound of leathery green leaves with upright stems of large, fluffy, golden yellow, pompon flowers.	H12-18" W12-18"	Late Spring-Fall Zone 5(-20°)	○ ♀ ☿
verticillata 'Moonbeam' •Light yellow with dark yellow center and thread-leafed foliage.	H18-24" W18-24"	Late Spring-Fall Zone 4(-30°)	○ ♀ ☿
verticillata 'Zagreb' •Bright golden yellow flowers with thread-leaf foliage.	H12-18" W12-18"	Late Spring-Fall Zone 4(-30°)	○ ♀ ☿

PERENNIALS



PERENNIAL
FAVORITES

Leading Lady Series Bred to flower earlier with floriferous blooming all summer. Cold and heat tolerant and mildew resistant.

'Charlize' •Frilly, double, yellow flowers.	H18-23" W12-16"	Summer Zone 5(-20°)	○ ♀ ✂ ⊕
'Lauren' •Large, single, yellow flowers.	H18-23" W12-16"	Summer Zone 5(-20°)	○ ♀ ✂ ⊕
'Sophia' •Large, yellow flowers with tubular petals.	H18-23" W12-16"	Summer Zone 5(-20°)	○ ♀ ✂ ⊕

Li'I Bang Series Naturally compact plants that exhibit great disease resistance and long bloom time. Perfect size for container gardening, rock gardens and the front of the border.

'Starstruck' •Large lavender flowers with white tips and yellow centers cover dense, finely cut, deep green foliage.	H12-16" W14-18"	Late Spring-Early Fall Zone 5(-20°)	○ ♀ ⊕
--	--------------------	--	-------

Uptick Series Blooms all summer on a tidy, mounded habit. Mildew resistant.

'Bronze and Gold' •A large eye of deep bronze is framed by gold.	H12-15" W14-16"	Summer Zone 5(-20°)	○ ♀ ⊕
'Cream' •Large, single blooms in creamy white to pale yellow.	H12-15" W14-16"	Summer Zone 5(-20°)	○ ♀ ⊕
'Cream and Red' •Small eye of dark red on a large flower of buttery cream.	H12-15" W14-16"	Summer Zone 5(-20°)	○ ♀ ⊕
'Yellow and Red' •Large yellow flowers with a dark red center.	H12-15" W14-16"	Summer Zone 5(-20°)	○ ♀ ⊕

Crocospia Montbretia Forms clumps of tall, sword-shaped foliage with long arching stems of funnel-shaped blossoms.














'Lucifer' •Scarlet	H36-40" W12-23"	Summer Zone 5(-20°)	○ ♀
------------------------------	--------------------	------------------------	-----

Delosperma Iceplant Succulent clumping form, spreads but stays in a tight mat. Blooms will close at night and re-open the next morning.

















'Alan's Apricot' •Stunning apricot flowers over grey-green foliage.	H2-4" W10-12"	Summer Zone 5(-20°)	○ ♀ ♀
cooperi •The succulent, needle-like leaves have fluorescent purple, upward facing flowers.	H2-4" W18-24"	Summer Zone 4(-30°)	○ ♀ ♀
'Fire Spinner' •Masses of dark orange, pink and white flowers are produced on apple-green foliage.	H2-4" W12-18"	Summer Zone 4(-30°)	○ ♀ ♀
'Granita Orange' •Covered with large flowers in varying shades of rusty orange, that are at once bright, earthy and iridescent.	H1-2" W10-14"	Summer Zone 5(-20°)	○ ♀ ♀
'Granita Raspberry' •A vigorous and floriferous plant with large, striking, iridescent raspberry flowers that are densely packed.	H1-2" W10-14"	Spring to Fall Zone 5(-20°)	○ ♀ ♀
'John Proffit' Table Mountain •Fuchsia colored flowers with bright yellow and white centers over dark green foliage.	H2-4" W12-24"	Summer Zone 4(-30°)	○ ♀ ♀
'Kelaidis' Mesa Verde •Stunning salmon-pink flowers grow atop grey-green foliage.	H4-6" W12-24"	Summer Zone 4(-30°)	○ ♀ ♀
'Mountain Dew' •Brilliant yellow blooms with a white center atop green, fingered foliage. This ground-hugging succulent features abundant flowering. Plants are drought tolerant and low maintenance.	H2-3" W12-30"	Late Spring-Summer Zone 5(-20°)	○ ♀ ⊕ ♀
nubigenum Yellow Hardy •Bears a load of small starry yellow flowers Foliage turns bronze in winter.	H2-4" W12-24"	Summer Zone 4(-30°)	○ ♀ ♀

'Orange Crush' •A sport of Fire Spinner® with softer, light orange flowers with a blush-pink center atop green, fingered foliage. This ground-hugging succulent features abundant flowering.	H2-3" W12-30"	Late Spring-Summer Zone 5(-20°)	○ ♀ ☼ ♀
'Psfave' Lavender Ice •Iridescent lavender with dark eyes . Foliage turns purple in winter.	H2-4" W12-24"	Summer Zone 4(-30°)	○ ♀ ♀
'Red Mountain Flame' •This is a tough, vigorous, cold hardy plant with large, blazing orange-red flowers over light green foliage.	H2-4" W12-18"	Summer Zone 5(-20°)	○ ♀ ♀
Delmara Series Native to South Africa, these plants are heat and drought tolerant and dense with a matte-like growth habit. The flowers are large and vibrant.			
'Fuchsia' •Fuchsia-red with a yellow eye.	H4-6" W12-18"	Summer Zone 4(-30°)	○ ♀ ♀
'Orange' •Orange with a yellow eye.	H4-6" W14-16"	Summer Zone 4(-30°)	○ ♀ ♀
'Pink' •Bright pink with a white eye.	H4-6" W12-18"	Summer Zone 4(-30°)	○ ♀ ♀
'Pink Halo' •Light pink with a white eye.	H4-6" W12-18"	Summer Zone 4(-30°)	○ ♀ ♀
'Pink Silver' •Deep pink with yellow eye	H4-6" W4-6"	Summer Zone 4(-30°)	○ ♀ ♀
'Red' •Red with a yellow eye.	H4-6" W12-18"	Summer Zone 4(-30°)	○ ♀ ♀
'Red Gold' • Red with gold eye	H4-9" W4-6"	Summer Zone 4(-30°)	○ ♀ ♀
'Yellow' •Bright yellow	H4-6" W14-16"	Summer Zone 4(-30°)	○ ♀ ♀
'White' • White with yellow eye	H4-6" W12-18"	Summer Zone 4(-30°)	○ ♀ ♀
Hotcakes Series Most of these plants are from South Africa. They're a tight mat forming groundcover. Thick, fleshy, shiny green leaves that may be rounded, flattened or angled.			
'Banana Blast' *NEW* •Yellow with white eye	H2-4" W6-8"	Late Spring- Summer Zone 6(-10°)	○ ♀ ☼
'Coconut Crush' *NEW* • White	H2-4" W6-8"	Late Spring-Summer Zone 6 (-10°)	○ ♀ ☼
'Fig Fusion' *NEW* •Violet with white eye	H24-" W4-8"	Late Spring-Summer Zone 6 (-10°)	○ ♀ ☼
'Pumpkin Perfection' *NEW* •Orange with White eye	H2-4" W4-8"	Late Spring-Summer Zone 6 (-10°)	○ ♀ ☼
'Saucy Strawberry' *NEW* •Red	H2-4" W4-8"	Late Spring-Summer Zone 6 (-10°)	○ ♀ ☼
'Tangerine Tango' *NEW* •Deep orange with white eye	H2-4" W4-8"	Late Spring-Summer Zone 6 (-10°)	○ ♀ ☼
Ocean Sunset Series This series has a high flower count per plant, with large flowers on a great habit. Gives an outstanding performance in pots, with showy flowers that close at night and open mid-morning. The intense, vivid colors are ideal in rock gardens and borders.			
'Orange Glow' •Orange with bright pink tips and a yellow center.	H4-6" W10-12"	Summer-Fall Zone 5(-20°)	○ ♀ ☼
'Orange Vibe' •Orange with a white center.	H4-6" W10-12"	Summer-Fall Zone 5(-20°)	○ ♀ ☼
'Violet' •Dark violet with a white eye.	H4-6" W10-12"	Summer-Fall Zone 5(-20°)	○ ♀ ☼

















Delphinium *Larkspur* These plants have a tall, stately, dignified appearance. Mounds of dark green, glossy foliage have spikes of showy, spurred flowers.

grandiflorum 'Blue Mirror' •Navy blue flowers forming a compact mound of well-branched, lacy foliage.	H12-18" W10-12"	Early Summer Zone 3(-40°)	   
grandiflorum 'Hunky Dory Blue' •Mound of fine, fern-like leaves with masses of rich violet-blue flowers. Compact and does not need staking.	H8-12" W24-36"	Summer Zone 4(-30°)	  
'Red Lark' •The coral red color is unique in Delphinium. This variety is a sterile hybrid that will not reseed in the garden.	H24-28" W16-18"	Spring-Summer Zone 5(-20°)	 
nudicaule 'Laurin' •Colorful sprays of long, spurred, bright red flowers.	H12-16" W12-18"	Early Summer Zone 3(-40°)	   













Delphina Series Mounds of dark green, glossy foliage have spikes of showy, spurred flowers. Compact habit produces heavy double blooms.

'Dark Blue/Black Bee' •Dark blue with black centers.	H18-20" W13-15"	Summer Zone 3(-40°)	   
'Dark Blue/White Bee' •Dark blue with white centers.	H18-20" W13-15"	Summer Zone 3(-40°)	   
'Light Blue/White Bee' •Soft powder blue with white centers.	H18-20" W13-15"	Summer Zone 3(-40°)	   
'Rose/White Bee' •Rose colored flowers with white centers.	H18-20" W13-15"	Summer Zone 3(-40°)	   





Magic Fountains Series (elatum) Plants have a compact, dwarf habit with dark green, deeply toothed leaves. Thick stems do not require staking and aren't easily blown over in the wind.

'Dark Blue/Dark Bee' •Dark blue with a dark center.	H24-36" W18-24"	Early Summer Zone 3(-40°)	   
'Dark Blue/White Bee' •Dark blue with a white center.	H24-36" W18-24"	Early Summer Zone 3(-40°)	   
'Mix' •Mixture of whites, pinks, blues and purples.	H24-36" W18-24"	Early Summer Zone 3(-40°)	   
'Sky Blue/White Bee' •Sky blue with white center.	H24-36" W18-24"	Early Summer Zone 3(-40°)	   

Pacific Giants Series (elatum) Requires a little more effort as you really should stake them for a spectacular display. The 4' to 7' tall stalks bear 3" double flowers and are mildew resistant.

'Blue Bird' •Blue with a white center.	H48-72" W18-24"	Early Summer Zone 3(-40°)	  
'Galahad' •Pure white petals.	H48-72" W18-24"	Early Summer Zone 3(-40°)	  
'King Arthur' •Deep violet-blue blossoms with a white center.	H48-72" W18-24"	Early Summer Zone 3(-40°)	  
'Mix' •Mixture of whites, pinks, blues and purples.	H48-72" W18-24"	Early Summer Zone 3(-40°)	  

Summer Series (grandiflorum) Elegant, dwarf, bushy habit. Heat tolerant. Totally unlike the tall, spiky Delphinium cultivars, this little beauty has compact mounds of well-branched, lacy foliage.

'Nights' •Clear blue	H10-14" W10-12"	Early Summer Zone 3(-40°)	   
--------------------------------	--------------------	------------------------------	--

Dianthus Pinks Most varieties are evergreens and have a strong fragrance when blooming. Remove spent flowers to promote longer blooming cycles. Dianthus come in a large selection of bloom and foliage colors.

barbatus 'Pinocchio Double Dwarf Mix' Sweet William •White, pink and red mix with green foliage.	H6-8" W8-12"	Late Spring Zone 4(-30°)	○ ♀ ⊗
barbatus 'Indian Carpet' Sweet William •Low mound of light green leaves bearing showy clusters of bright, single flowers in mixed shades from white to pink, salmon and red; often with a contrasting eye.	H6-10" W10-12"	Late Spring Zone 4(-30°)	○ ◐ ♀ ⊗
barbatus nanus 'Midget Mix' •White, pink and red mix with green foliage.	H8-12" W12-20"	Late Spring Zone 4(-30°)	○ ♀ ⊗
'Cadence Milk Cherry' •Double flowers are white and gradually transitions to a true red.	H8-12" W8-12"	Late Spring Zone 4(-30°)	○ ♀ ⊗
'Cadence Peach Milk' •The double flowers start as peachy pink and turn white as they age, creating an attractive combination of new and older blooms.	H6-8" W18-24"	Late Spring-Summer Zone 4(-30°)	○ ♀ ⊗
'Constant Cadence Potpourri' *NEW* •Mix of light and dark pinks	H6-8" W12-16"	Late Spring Zone 4(-30°)	○ ♀ ⊗
'Mad Magenta' *NEW* •Magenta pink	H6-8" W10-12"	Late Spring-Summer Zone 4(-30°)	○ ♀ ⊗
gratianopolitanus 'Feuerhexe' Firewitch •Bright pink blooms have a strong fragrance, over silver-blue foliage.	H6-10" W8-12"	Late Spring Zone 4(-30°)	○ ♀ ⊗
gratianopolitanus 'Tiny Rubies' •Pink double flower with deep green foliage.	H4-8" W10-12"	Late Spring Zone 4(-30°)	○ ♀ ⊗
'Kahori' •Semi-double, bright pink blooms above grey-green foliage that has a compact, upright habit.	H8-12" W8-12"	Late Spring Zone 4(-30°)	○ ◐ ♀ ⊗
'Kahori Pink' •Dark pink, scented, semi-double blooms above grey-green foliage with a compact, upright habit.	H8-12" W8-12"	Late Spring Zone 4(-30°)	○ ◐ ♀ ⊗
'Kahori Scarlet' •Red, semi-double blooms above grey-green foliage with a compact, upright habit.	H8-12" W8-12"	Late Spring Zone 4(-30°)	○ ◐ ♀ ⊗
American Pie Series Evergreen plants. Many are fragrant with gray to green foliage.			
'Georgia Peach' •White with red ring	H10-12" W10-12"	Late Spring Zone 5 (-20°)	○ ♀ ⊗
'Key Lime' • White with yellow-green eye	H10-12" W10-12"	Late Spring Zone 5(-20°)	○ ♀ ⊗
Beauties Series First year flowering, very hardy and heat tolerant. Forms a clump of grassy, grey-green foliage, with a long summer display of fragrant blooms.			
'Annabelle' •Bright pure white	H6-8" W12-16"	Late Spring Zone 3(-40°)	○ ♀ ⊗
'Kate' •Lilac pink	H6-8" W8-12"	Late Spring Zone 3(-40°)	○ ♀ ⊗
'Melinda' *NEW* •Dark pink	H6-8" W8-12"	Late Spring Zone 3(-40°)	○ ♀ ⊗
'Tiiu' *NEW* •Purple	H6-8" W8-12"	Late Spring Zone 4(-30°)	○ ♀ ⊗
'Tyra' *NEW* •Red	H6-8" W8-12"	Late Spring Zone 4(-30°)	○ ♀ ⊗
'Vida' *NEW* •Lilac	H6-8" W8-12"	Late Spring Zone 4(-30°)	○ ♀ ⊗

PERENNIALS



PERENNIAL
FAVORITES

Constant Beauty Series Evergreen plants. Many are fragrant with gray to green foliage.

'Crush Burgundy' *NEW* •Burgundy red with white edging	H6-10" W10-12"	Late Spring Zone 3(-40°)	○ ●
'Crush Cherry' *NEW* •Pink with a cherry design edged in light pink	H6-10" W10-12"	Late Spring Zone 3(-40°)	○ ●
'Crush Peach' *NEW* •Double peach	H6-10" W10-12"	Late Spring Zone 3(-40°)	○ ●
'Crush Wine' *NEW* •Bicolor of white and deep wine red	H6-10" W10-12"	Late Spring Zone 3(-40°)	○ ●
'Yellow' *NEW* •Lemon yellow	H6-10" W10-12"	Late Spring Zone 3(-40°)	○ ●





Early Bird Series Large Carnation like double flowered and among the first Dianthus of the season to bloom. All have silver-green foliage with a clumping habit.

'Chili' •Dark coral	H4-8" W8-10"	Early Spring Zone 5(-20°)	○ ● ♂ ♀ ✂
'Fizzy' •Lavender with a maroon eye.	H4-6" W8-12"	Early Spring Zone 5(-20°)	○ ● ♂ ♀ ✂
'Frosty' •Pure white	H4-6" W8-12"	Early Spring Zone 5(-20°)	○ ● ♂ ♀ ✂
'Radiance' •Crimson	H4-8" W8-10"	Early Spring Zone 5(-20°)	○ ● ♂ ♀ ✂
'Sherbet' •Cherry pink	H4-6" W8-12"	Early Spring Zone 5(-20°)	○ ● ♂ ♀ ✂

Everlast Series Fragrant flowers with one of the longest bloom times out of any Dianthus. With deadheading, they will stay in color from spring through fall. Tight semi-clumping habit with silver-green foliage.

'Burgundy Blush' •Raspberry-pink petals have a contrasting bright pink fringed edge.	H8-12" W10-14"	Spring - Fall Zone 4(-30°)	○ ● ♂ ♀
'Dark Pink' •Dark pink	H8-12" W10-14"	Spring - Fall Zone 4(-30°)	○ ● ♂ ♀
'Lavender Eye' •Lavender-pink petals with red center.	H8-12" W10-14"	Spring - Fall Zone 4(-30°)	○ ● ♂ ♀
'Light Pink Eye' •Light pink petals with a raspberry-pink eye.	H8-12" W10-14"	Spring - Fall Zone 4(-30°)	○ ● ♂ ♀
'Lilac Eye' •Lilac-pink, ruffled petals with a deep crimson eye.	H8-12" W10-14"	Spring - Fall Zone 4(-30°)	○ ● ♂ ♀
'Orchid' •Bright bubblegum pink petals with fringed edges.	H8-12" W10-14"	Spring - Fall Zone 4(-30°)	○ ● ♂ ♀
'Raspberry Cream' •Dark red centers that fade to pink on the outer edge.	H8-12" W10-14"	Spring - Fall Zone 4(-30°)	○ ● ♂ ♀
'Red and Pink' •Double red and pink flowers.	H8-12" W10-14"	Spring - Fall Zone 4(-30°)	○ ● ♂ ♀
'White with Eye' •White double flowers with a lilac-pink eye and fringed edges.	H8-12" W10-14"	Spring - Fall Zone 4(-30°)	○ ● ♂ ♀

Olivia Series Great fragrance. Hardy and weather resistant.

'Bella' •Single pink with a white edge and white eye.	H10-12" W10-12"	Late Spring-Summer Zone 4(-30°)	
'Cherry' •Two-toned, bright maroon banded by a lighter burgundy edge.	H10-12" W10-12"	Late Spring-Summer Zone 4(-30°)	
'Sweet' •Two-toned, red with white eye and white edging.	H10-12" W10-12"	Late Spring-Summer Zone 4(-30°)	
'Wild' •Bicolor, dark pink with light pink edge.	H10-12" W10-12"	Late Spring-Summer Zone 4(-30°)	

Star Series Long blooming series are hardy and heat tolerant with silver foliage that has a compact and mounding habit.

'Fire Star' •Fire-red	H6-8" W6-10"	Late Spring Zone 4(-30°)	
'Neon Star' •Bright pink	H6-8" W6-10"	Late Spring Zone 4(-30°)	




Rock Series Evergreen plants. Many are fragrant with gray to green foliage.

'Purple' *NEW* •Deep purple	H4-6" W10-12"	Late Spring Zone 5(-20°)	
'Ruby' *NEW* •Ruby red	H4-6" W10-12"	Late Spring Zone 5(-20°)	






Diascia Twin Spur Sprays of snapdragon-like flowers bloom all summer. Foliage is upright and finely textured. Shows exceptional tolerance to both hot and cold temperatures.

integerrima 'Coral Canyon' •Soft pink flowers with a darker pink center.	H15-24" W18-24"	Summer Zone 5(-20°)	
--	--------------------	------------------------	---

Dicentra Bleeding Heart Lovely shade garden plants with classic heart-shaped flowers and greyish-green foliage. Creates a soft, delicate display of strong blooming power.

spectabilis 'Old-Fashioned Red' •Pink and white.	H30-36" W24-36"	Spring Zone 3(-40°)	
spectabilis 'Old-Fashioned White' •White, heart-shaped flowers with protruding, white inner petals.	H24-30" W26-34"	Spring Zone 3(-40°)	
spectabilis 'Valentine' •Arching spikes of elegant, cherry-red, heart-shaped blooms with white tips are held on burgundy stems.	H22-28" W18-24"	Spring Zone 3(-40°)	

Digitalis Foxglove These biennial plants produce beautiful flower stalks of bell-shaped flowers above rosettes. Easy to grow. One warning: All parts of this plant are toxic if ingested.




















'Arctic Fox Rose' •Rich pink with burnt-orange centers. New perennial hybrid with first year flowering.	H18-24" W16-18"	Summer Zone 5(-20°)	
'Lucas' •Rose-pink with a white speckled throat.	H24-36" W8-12"	Summer Zone 4(-30°)	
obscura 'Sunset' •Varying shades of orange and yellow on upright, woody stems.	H12-24" W12-24"	Summer Zone 4(-30°)	
purpurea 'Candy Mountain Mix' •Mix of white, peach and pinks.	H30-48" W18-24"	Summer Zone 4(-30°)	
purpurea 'Dalmatian Mix' •Includes all the Dalmations: white, yellow, peach, blue and lavender, with many shades and hues inbetween.	H24-36" W8-12"	Summer Zone 4(-30°)	

PERENNIALS



PERENNIAL
FAVORITES

purpurea 'Dalmatian Peach' •Glorious peach-colored trumpets appear on stout, branching stems.	H24-36" W8-12"	Summer Zone 4(-30°)	
purpurea 'Dalmation Purple' •Purple blooms spire above dark green foliage.	H24-36" W8-12"	Summer Zone 4(-30°)	
purpurea 'Dalmation Rose' •Rose trumpets rise above stout branches.	H24-36" W8-12"	Summer Zone 4(-30°)	
purpurea 'Excelsior' •Produces a mix of large trumpets of white, rose and pink.	H48-60" W18-24"	Summer Zone 4(-30°)	
thapsi 'Spanish Peaks' •Short spikes of raspberry-rose flowers grow over miniature foxglove foliage.	H12-18" W8-12"	Summer Zone 4(-30°)	
Camelot Series (purpurea) Tubular flowers. These plants bloom reliably the first year, with a heavy flush the second. They should be deadheaded the first year to encourage healthy overwintering, then allowed to re-seed the following year as they will die out the second year.			
'Cream' •White creamy flowers with purple speckled throats.	H40-48" W12-24"	Summer Zone 4(-30°)	
'Lavender' •Lavender flowers have throats with purple speckling that are ringed with white.	H40-48" W12-24"	Summer Zone 4(-30°)	
'Mix' •Cream, lavender, rose and white flower throats with purple speckling that are ringed with white.	H40-48" W12-24"	Summer Zone 4(-30°)	
'Rose' •Purple speckles that are rimmed with white, adorn the throat of these rose-pink flowers.	H40-48" W12-24"	Summer Zone 4(-30°)	
Doronicum Leopard's Bane Semi-double flowers. Soft, heart-shaped leaves. Blooms prolifically even in full shade as well as sun, and is one of the earliest blooming perennials.			
orientale 'Little Leo' •The brilliant yellow, daisy-like, double flowers appear on short stems amid lush, dark green, serrated, heart-shaped leaves.	H6-12" W8-12"	Early Spring Zone 4(-30°)	
Echinacea Coneflower Daisy-type flowers. The petal rays droop from the large conical crown. Coneflower prefers moderate to slightly dry conditions.			
'Artisian Yellow Ombre' •Yellow	H24-36" W10-24"	Summer Zone 4(-30°)	
'Cheyenne Spirit' •Mix from rich purple, pink, red and orange tones to lighter yellows, creams and white on well branched, durable plants.	H20-30" W14-24"	Summer-Fall Zone 4(-30°)	
'Flame Thrower' •Large, two-toned, orange and yellow flowers.	H36-40" W24-30"	Summer-Fall Zone 4(-30°)	
'Moab Sunset' •Large, orange, double flowers. Compact, upright habit.	H12-18" W10-14"	Summer-Fall Zone 4(-30°)	
'Now Cheesier' •Deep golden yellow (cheddar cheese orange) blossoms.	H24-30" W18-24"	Summer-Fall Zone 4(-30°)	
'Panama Red' •Deep Red	H12-14" W12-14"	Summer-Fall Zone 5(-20°)	
paradoxa Yellow Coneflower *Native & Waterwise* •Bright yellow flower that will usually rebloom without deadheading.	H24-36" W12-18"	Summer Zone 5(-20°)	

purpurea 'Double Decker' •Large, magenta-pink flowers sprout another set of petals atop the cone.	H36-40" W24-30"	Summer-Fall Zone 4(-30°)	
purpurea 'Green Twister' •Lime-green blooms with magenta purple centers. Petals curve gently forward.	H24-36" W18-24"	Summer-Fall Zone 3(-40°)	
purpurea 'Magnus' •Beautiful rose-pink petals with a coppery-brown, spiky central cone.	H30-40" W18-24"	Summer-Fall Zone 3(-40°)	
purpurea 'Mellow Yellows' •The flower colors range from light yellow to the deepest gold with bright orange centers.	H24-30" W12-24"	Summer-Fall Zone 4(-30°)	
purpurea 'Pow Wow White' •Each flower features clean white rays, which encircle a large yellow to yellowish-brown cone.	H20-30" W12-18"	Summer-Fall Zone 4(-30°)	
purpurea 'Pow Wow Wildberry' •Fragrant, deep purple-pink to near magenta flowers with burnt orange cones.	H20-30" W12-18"	Summer-Fall Zone 4(-30°)	
purpurea 'Prairie Splendor Compact Rose' •Deep rose flowers, tighter more compact habit, with larger sturdier stems.	H16-20" W16-18"	Summer-Fall Zone 4(-30°)	
tennesseensis Rocky Top •Compact, vigorous and very floriferous. This plant produces pastel pink, flat-topped flowers with black cones.	H24-28" W14-18"	Summer-Fall Zone 4(-30°)	
'Tiki Torch' •Bright orange blooms sit atop strong upright stems which retain intense color for weeks.	H30-36" W18-23"	Summer-Fall Zone 4(-30°)	
'Tomato Soup' •Warm, tomato-red flowers grow to 6" wide. A heavy bloomer.	H18-24" W12-18"	Summer-Fall Zone 5(-20°)	
Artisan Collection This collection offers consistency of plant structure for uniform and highly branched, full plants.			
'Red Ombre' •Flowers open red and soften in color as they mature.	H16-28" W10-25"	Summer-Fall Zone 4(-30°)	
'Soft Orange' •Shades of orange.	H16-28" W10-25"	Summer-Fall Zone 4(-30°)	
Cone-fection Series (purpurea) Very unique plants of fancy double pompon flowers.			
'Hot Papaya' •Red-orange with a double flower and strong sturdy stems.	H28-34" W18-24"	Summer-Fall Zone 4(-30°)	
Double Scoop Series Abundant, fully double flowers boast brilliant, non-fading color. Very hardy plants overwinter well and provide long-lasting garden enjoyment. First-rate branching for more flowers and superior show.			
'Bubble Gum' •Bright bubblegum pink center cushion and flared ray petals.	H20-24" W18-20"	Summer-Fall Zone 4(-30°)	
'Cranberry' •Large, double, deep pink flowers with cranberry-red center cushions, surrounded by flared ray petals.	H20-24" W16-22"	Summer-Fall Zone 4(-30°)	
'Lemon Cream' •Opens yellow and matures to a rich cream.	H20-24" W16-22"	Summer-Fall Zone 4(-30°)	
'Mandarin' •Large, double, fluorescent orange flowers. With age, flowers take on dark rosy pink tones.	H18-22" W18-22"	Summer-Fall Zone 4(-30°)	
'Orangeberry' •Raspberry and orange. The many petaled centers are unusual.	H18-22" W18-22"	Summer-Fall Zone 4(-30°)	
'Raspberry' •Double layered petals with a center cushion, covered in intense raspberry-rose color.	H28-30" W24-28"	Summer-Fall Zone 4(-30°)	

PERENNIALS



PERENNIAL
FAVORITES

Kismet Series This series has been hybridized to produce more blooms in the the first year, better over-wintering survivability and a long bloom time. Terra Nova plants

'Intense Orange' •Intense orange blooms that remain attractive for weeks and great bloom size, on an upright, compact habit. Fragrant.	H12-16" W18-24"	Summer-Fall Zone 4(-30°)	○ ♀ ☪ ☹ ✂
'Raspberry' •Large, raspberry pink flowers on a fabulous upright, compact habit. Each flower lasts for weeks. Fragrant.	H12-16" W18-25"	Summer-Fall Zone 4(-30°)	○ ♀ ☪ ☹ ✂
'Red' •Upright and free flowering with a compact habit.The early blooming, large, red daisies rebloom all summer. Fragrant.	H12-16" W18-26"	Summer-Fall Zone 4(-30°)	○ ♀ ☪ ☹ ✂
'White' •Compact, upright habit. It has numerous, large and long lasting white flowers. Fragrant.	H12-16" W18-27"	Summer-Fall Zone 4(-30°)	○ ♀ ☪ ☹ ✂
'Yellow' •Sunny, butter-yellow flowers. Naturally short with exceptional crown count. Fragrant.	H12-16" W18-28"	Summer-Fall Zone 4(-30°)	○ ♀ ☪ ☹ ✂


























Prairie Blaze Series Daisy-type flowers. The petal rays droop from the large conical crown.

'Golden Yellow' *NEW* •Light golden yellow	H14-16" W6-8"	Summer-Fall Zone 3(-40°)	○ ♀ ✂
'Green' *NEW* •Deep green	H14-16" W6-8"	Summer-Fall Zone 3(-40°)	○ ♀ ✂
'Vintage Lime' *NEW* •Lime green petal with a light pink eyezone	H14-16" W6-8"	Summer-Fall Zone 3(-40°)	○ ♀ ✂

Sombrero Series (purpurea) Extremely well-branched and naturally compact.

'Adobe Orange' •Large, single flowers with overlapping orange petals, surrounding a large, rust-brown cone.	H20-26" W16-24"	Summer-Fall Zone 4(-30°)	○ ♀ ☪ ☹ ✂
'Baja Burgundy' •Vibrant deep burgundy daisy flowers.	H18-20" W22-24"	Summer-Fall Zone 4(-30°)	○ ♀ ✂
'Blanco' •Bright white blooms on compact mounds of green foliage, over an exceptionally long season. Fuss-free.	H18-20" W22-24"	Summer-Fall Zone 4(-30°)	○ ♀ ☪ ☹ ✂
'Fiesta Orange' •Brilliant deep orange, downward-arching ray flowers and large, deep orange cones, on sturdy, compact plants.	H18-20" W22-24"	Summer-Fall Zone 4(-30°)	○ ♀ ☪ ☹ ✂
'Flamenco Orange' •Dark orange	H20-26" W16-24"	Summer-Fall Zone 4(-30°)	○ ♀ ☪ ☹ ✂
'Granada Gold' •Golden yellow	H18-20" W22-24"	Summer-Fall Zone 4(-30°)	○ ♀ ☪ ☹ ✂
'Hot Coral' •Coral-orange	H20-26" W16-24"	Summer-Fall Zone 4(-30°)	○ ♀ ☪ ☹ ✂
'Lemon Yellow Improved' •Overlapping petals and a more compact habit. Rich yellow flowers with a copper cone.	H18-20" W22-24"	Summer-Fall Zone 4(-30°)	○ ♀ ☪ ☹ ✂
'Salsa Red' •Fiery orange-red flowers, with a skirt of wide, overlapping, drooping petals, surrounding a chocolate-brown central cone.	H18-20" W22-24"	Summer-Fall Zone 4(-30°)	○ ♀ ☪ ☹ ✂
'Sangrita' •Bright scarlet	H18-20" W22-24"	Summer-Fall Zone 4(-30°)	○ ♀ ✂
'Tres Amigos' •Produces very large, single flowers which open peachy coral, age to rose, then fade to burgundy.	H18-20" W22-24"	Summer-Fall Zone 4(-30°)	○ ♀ ☪ ☹ ✂






Sunseekers Series This is a hardy, compact series that features strong stems and intense color.

'Golden Sun' *NEW* •Semi double to double golden yellow petals.	H18-24" W18-24"	Summer-Fall Zone 4(-30°)	    
'Mineola' *NEW* •Semi double to double neon orange petals	H18-24" W18-24"	Summer-Fall Zone 4(-30°)	    
'Pomegranate' *NEW* •Semi double to double petals. Salmon pink to deep pink to purple red.	H18-24" W18-24"	Summer-Fall Zone 4(-30°)	    
'Pumpkin Pie' *NEW* •Light orange, salmon, yellow petals	H18-24" W18-24"	Summer-Fall Zone 4(-30°)	    
'Salmon' *NEW* •Semi double to double petals. Fragrant. Salmon pink with yellow highlights. Fades to light pink	H18-24" W12-18"	Summer-Fall Zone 4(-30°)	    



Echinops *Globe Thistle*

ritro 'Veitch's Blue' •The distinctive silver-blue foliage is topped with numerous cobalt blue flower spikes.	H24-36" W24-36"	Early-Mid Summer Zone 2(-50°)	    
---	--------------------	----------------------------------	--





Echium *Bugloss*

amoenum <i>Red Feathers</i> •Russet-red spikes of flowers and dark green basal foliage. Deadhead for rebloom. Thrives in poor soil.	H10-14" W12-18"	Early Summer-Fall Zone 3(-40°)	    
---	--------------------	-----------------------------------	--





Eleagnus *Silverberry*

commutata 'Silverberry' •Produces yellow flowers in May-July. The fruit is a dull, silvery to yellow oval about 1/2" long. Not edible. In the Russian Olive family.	H72-120" W72-120"	Spring-Summer Zone 2(-50°)	 
---	----------------------	-------------------------------	---












Engelmannia *Englemann's Daisy*

peristenia <i>Englemann's Daisy</i> *Native & Waterwise* •Clump forming habit with fuzzy, green leaves that resemble an oversized Gaillardia. The clumps grow 24" flowering stalks of small, eight-petaled, yellow daisies that open in the late afternoon. Likes well drained soil.	H18-24" W12-18"	Spring-Fall Zone 5(-20°)	   
--	--------------------	-----------------------------	--




Erigeron *Fleabane*

speciosus <i>Azure Fairy</i> •Very showy, lavender, aster-like flowers over compact, grey-green foliage.	H20-24" W18-24"	Summer-Fall Zone 4(-30°)	   
--	--------------------	-----------------------------	--

Eriogonum *Buckwheat*

heracleoides <i>Parsnip Buckwheat</i> *Native & Waterwise* •Creamy white flowering subshrub, covered in soft hairs.	H12-18" W9-12"	Summer Zone 3(-40°)	  
umbellatum v. aureum 'Kannah Creek' *Native & Waterwise* •Bright yellow flowers over grey-green evergreen foliage. Compact foliage that turns burgundy from fall to early spring. Plant Select	H12-15" W15-24"	Late Spring-Fall Zone 3(-40°)	   
umbellatum v. aureum <i>Sulphur Buckwheat</i> *Native & Waterwise* •Masses of yellow flowers turn orange as they age. Green foliage changes to a vivid purple-red in winter. Vigorous growth habit.	H12-16" W18-24"	Late Spring-Summer Zone 3(-40°)	   

Erodium *Heron'sbill*

variable 'Bishop's Form' •A Geranium look-a-like with small pink flowers. Foliage is a dark green, turning burgundy in the fall.	H2-4" W6-12"	Late Spring Zone 6(-10°)	  
--	-----------------	-----------------------------	---



Eryngium Sea Holly These plants usually have spiny leaves with tight dome shaped umbels of flowers resembling thistles. They can tolerate hot, dry sites and soils high in salts.

'Blue Hobbit' •Dwarf sea holly that rises in a globular mound. Spiny, egg-shaped, purple-blue flower heads atop silver-blue stems.	H6-12" W6-12"	Summer Zone 4(-30°)	○ ✂️🌵
--	------------------	------------------------	----------

Erysimum Wallflower They are among the first to bloom in spring. Evergreen with narrow leaves and dense racemes of fragrant, large, clustered four-petaled flowers.

cheiri 'Charity Mix' •The low mounding plants produce clusters of green, lance-shaped leaves that bloom a mix of pink, red, purples and yellows in early spring.	H10-12" W8-10"	Spring and Fall Zone 7(10°)	○◐🦋
--	-------------------	--------------------------------	-----

kotschyannum 'Canaries' •Light green leaves with bright yellow flowers.	H6-12" W10-12"	Early Spring Zone 5(-20°)	○🦋
---	-------------------	------------------------------	----

Sugar Rush Series (cheiri) Sweetly scented blooms, produces dark green foliage and branches better than traditional wallflowers. One central spike is surrounded by 4 to 5 side branches. Tolerates cold, frost and rain. Bushy, compact, upright habit.

'Sugar Rush Mix' •Mix of red, yellow, purple and orange.	H14-16" W10-12"	Early Spring Zone 6(-10°)	○🦋
--	--------------------	------------------------------	----

'Orange' •Orange shades	H14-16" W10-12"	Early Spring Zone 6(-10°)	○🦋
-----------------------------------	--------------------	------------------------------	----

'Purple Bicolor' •Purple shades	H14-16" W10-12"	Early Spring Zone 6(-10°)	○🦋
---	--------------------	------------------------------	----

'Red' •Red shades	H14-16" W10-12"	Early Spring Zone 6(-10°)	○🦋
-----------------------------	--------------------	------------------------------	----

Eupatorium Joe-Pye Weed

fortunei 'Pink Frost' •This Japanese cousin of the U.S.-native joe-pye weeds has beautifully variegated leaves. It grows in upright clumps, with dark green leaves that are boldly edged with cream-white. The small pink flowers in early fall attract pollinators.	H24-36" W18-24"	Early Fall Zone 4(-30°)	○◐🦋🌿
--	--------------------	----------------------------	------

Euphorbia Spurge The flowers have no petals or sepals. What appear to be flowers are actually part of the leaf structure called a bract. All parts of this plant are toxic.

polychroma 'Bonfire' •Sulphur yellow with burgundy foliage.	H10-12" W12-18"	Summer Zone 5(-20°)	○◐🌿
---	--------------------	------------------------	-----

Fallugia Apache Plume

paradoxa Apache Plume *Native & Waterwise* •White solitary flowers. Native shrub, does well in rocky, gravelly soils. Seed clusters with feathery tails give it a plume-type appearance.	H48-60" W40-48"	Summer Zone 3(-40°)	○🌿🌿
--	--------------------	------------------------	-----

Ferns

'Ghost' •An easy shade lover and exquisite hybrid, Ghost combines the elegant, upright growth of our native Lady Fern with the ghostly silvery gray coloring of Japanese Painted Fern.	H12-36" W24-30"	Summer Zone 4(-30°)	●🌿
--	--------------------	------------------------	----





Matteuccia struthiopteris 'The King' Ostrich Fern •Long, gracefully arching stipes rising from a large crown and spreading out in a vase shape to hold their enormous, finely cut fronds.	H36-72" W36-60"	Zone 3(-40°)	●🌿
---	--------------------	--------------	----

Fragaria False Strawberry

'Lipstick' •Deep rose red	H4-6" W12-35"	Spring-Summer Zone 3(-40°)	○◐
-------------------------------------	------------------	-------------------------------	----

vesca 'Alexandria' •This alpine strawberry does not produce runners. This is a great plant to grow as an edging plant in flower or herb gardens.	H6-10" W10-12"	Spring Zone 3(-40°)	○◐🦋
--	-------------------	------------------------	-----

Gaillardia *Blanket Flower* From the early summer on, very showy banded flowers “blanket” these lovely plants. Bright and sunny, the ends of the petals on Gaillardia flowers have a torn, ruffled appearance. Blanket Flowers are very well suited for a hot, sunny garden.

pinnatifolia Hopi Blanketflower *Native & Waterwise* •Easy to grow and a prolific bloomer all summer long. Large flowers with bright red centers surrounded by small yellow petals. Will reseed.	H12-18” W8-12”	Late Spring-Summer Zone 3(-40°)	   
--	-------------------	------------------------------------	--





Arizona Series (*aristata*) Compact, uniform mounds of bright green foliage is covered in large 3” to 3.5” blossoms. Requires little care once established. Heat tolerant and among the longest blooming perennials. Shorter lived perennial usually only living for 2 to 3 seasons.





‘Apricot’ •Apricot with yellow tips and a dark orange center.	H8-12” W8-12”	Summer-Fall Zone 3(-40°)	    
---	------------------	-----------------------------	---





‘Red Shades’ •Crimson blossoms with a burgundy center.	H8-12” W8-12”	Summer-Fall Zone 3(-40°)	    
--	------------------	-----------------------------	---





‘Sun’ •Fiery orange-red blooms tipped by a ring of rich flame-yellow.	H8-12” W12-16”	Summer-Fall Zone 3(-40°)	    
---	-------------------	-----------------------------	---

Mesa Series (*grandiflora*) Very uniform, compact, well-branched plants with a strong, upright habit. They tend to flower about 2-3 weeks earlier than comparative varieties. Requires little care once established. Heat tolerant.





‘Bright Bicolor’ •Bright yellow, non-fading blooms with copper-red centers and red halos.	H16-18” W20-22”	Early Summer-Fall Zone 4(-30°)	   
---	--------------------	-----------------------------------	--





‘Peach’ •Bright peach colored blooms with a pal, blush-orange halo.	H16-18” W20-22”	Early Summer-Fall Zone 4(-30°)	   
---	--------------------	-----------------------------------	--




‘Red’ •Bright solid red with a darker center.	H16-18” W20-22”	Early Summer-Fall Zone 4(-30°)	   
---	--------------------	-----------------------------------	---





‘Yellow’ •Bright solid yellow petals surround a golden button eye.	H16-18” W20-22”	Early Summer-Fall Zone 4(-30°)	   
--	--------------------	-----------------------------------	--





Spintop Series Compact, uniform and extremely early flowering series that lasts throughout the summer. Excellent heat tolerance.

‘Copper Sun’ •Coppery red fluted petals with golden-throated flared tips.	H12-14” W12-14”	Spring-Fall Zone 3(-40°)	   
---	--------------------	-----------------------------	--



‘Orange Halo’ •Dark orange petals with golden tips that form an outer halo.	H12-14” W12-14”	Spring-Fall Zone 3(-40°)	   
---	--------------------	-----------------------------	--

‘Red’ •Rich medium red petals with prominent gold stamens.	H12-14” W12-14”	Spring-Fall Zone 3(-40°)	   
--	--------------------	-----------------------------	--

‘Red Starburst’ •Yellow blooms with maroon centers and cones.	H12-14” W12-14”	Spring-Fall Zone 3(-40°)	   
---	--------------------	-----------------------------	--

‘Yellow Touch’ •Coppery red petals outlined in yellow at the tips.	H12-14” W12-14”	Spring-Fall Zone 3(-40°)	   
--	--------------------	-----------------------------	--

Galium *Sweet Woodruff* Easily grown in average, well-drained soils. Spreads by both creeping roots and self-seeding, to form an attractive ground cover in moist, shady areas.

odoratum Sweet Woodruff •Aromatic clusters of tiny, star-shaped, white flowers above tiers of leaves. Non-aggressive spreader.	H6-8” W24-36”	Early Summer Zone 4(-30°)	 
--	------------------	------------------------------	--



Gaura Whirling Butterflies Clumping perennial with blooms spaced intermittently up the spike, giving an open effect. In the breeze the flowers move constantly, looking like a cloud of small butterflies. Typically a short lived perennial, only lasting 2 to 3 seasons.

lindheimeri 'Gambit Variegated Rose' *NEW* •Bright pink	H12-18" W12-18"	Spring-Fall Zone 5(-20°)	○ ♀ ♣ ⊕ ✂
lindheimeri 'Gauriella Bicolor' *NEW* •Rose pink	H10-30" W18-30"	Spring-Fall Zone 4(-30°)	○ ♀ ♣ ⊕ ✂
lindheimeri 'Little Janie' *NEW* •Pink and white	H16-18" W14-16"	Spring-Fall Zone 6(-10°)	○ ♀ ♣ ⊕ ✂
lindheimeri 'Rosyjane' •White with pink edges and dark green foliage.	H18-24" W12-24"	Spring-Fall Zone 5(-20°)	○ ♀ ♣ ⊕ ✂
lindheimeri 'Siskiyou Pink' •Rich pink with green foliage.	H18-30" W18-24"	Spring-Fall Zone 5(-20°)	○ ♀ ♣ ⊕ ✂
lindheimeri 'Whiskers Deep Rose' •Blooms for many weeks, with loose sprays of large, deep rose-pink flowers with contrasting white stamens, that appear like whiskers.	H14-16" W12-14"	Late Spring to Early Fall Zone 5(-20°)	○ ♀ ♣ ⊕ ✂

Belleza Series (lindheimeri) Has an upright, airy habit, fine green foliage and tall stems lined with delicate, open flowers.

'Compact Light Pink' •Light pink flowers.	H10-16" W16-20"	Spring-Fall Zone 6(-10°)	○ ♀ ♣ ⊕ ✂
'Dark Pink' •Dark pink flowers.	H12-18" W20-24"	Spring-Fall Zone 6(-10°)	○ ♀ ♣ ⊕ ✂
'White' •White flowers.	H12-18" W20-24"	Spring-Fall Zone 6(-10°)	○ ♀ ♣ ⊕ ✂

Graceful Series (lindheimeri) A compact variety with multicolored, variegated foliage. Great garden performance.

'Blush' *NEW* •Light pink	H12-16" W12-16"	Spring-Fall Zone 6(-10°)	○ ♀ ♣ ⊕ ✂
'Light Pink' •Blush pink	H7-9" W12-15"	Summer Zone 5(-20°)	○ ♀ ♣ ⊕ ✂
'Magic' •Magenta pink	H7-9" W12-15"	Summer Zone 5(-20°)	○ ♀ ♣ ⊕ ✂
'Pink' •Blush pink	H12-16" W12-16"	Spring-Fall Zone 6(-10°)	○ ♀ ♣ ⊕ ✂
'White' •White with green foliage.	H7-9" W12-15"	Summer Zone 5(-20°)	○ ♀ ♣ ⊕ ✂





























































Passionate Series (lindheimeri) These cultivars are the result of recent breeding for improved habit and better variegation. They have a compact growth habit.

'Rainbow' •Narrow, tri-color, variegated green leaves are bordered in creamy white. Soft pink flowers with magenta centers.	H18-24" W12-18"	Spring-Fall Zone 5(-20°)	○ ♀ ♣ ⊕ ✂
---	--------------------	-----------------------------	--------------

Gazania Hardy Gazania It forms a low tuft of leathery, dark-green leaves, bearing daisy-type blooms all season long. Remove faded flowers regularly to encourage more buds to form. Native to the mountains of South Africa.

linearis 'Colorado Gold' •Bright golden yellow daisy-like flowers stand just above the glossy green leaves throughout the growing season.	H2-6" W8-12"	Spring-Fall Zone 5(-20°)	○ ♀ ♣
---	-----------------	-----------------------------	-------

Geranium *Cranesbill* Long blooming seasons and neat growth habit. The common name “Cranesbill” comes from the shape of the pointed seedpod. These easy to care perennials are best planted as a border and in containers.

cantabrigiense ‘Biokovo’ •White with a light pink center and aromatic foliage that turns red in the fall.	H8-18” W24-36”	Summer Zone 4(-30°)	   
cantabrigiense ‘Karmina’ •Deep pink flowers on aromatic foliage that takes on a red tinge in the fall.	H8-18” W24-36”	Summer Zone 4(-30°)	   
cinereum ‘Ballerina’ •Dainty, pink flowers marked with purple veining above lacy, grey-green foliage. An outstanding long blooming addition to borders or rock gardens.	H6-12” W12-15”	Summer Zone 4(-30°)	   
himalayense ‘Johnson’s Blue’ •Old fashioned variety that is blue with a white eye.	H24-36” W18-30”	Summer Zone 4(-30°)	   
‘Kelly-Anne’ •Large, bright pink flowers with dark veining. The growth habit is neat and compact.	H16-18” W24-30”	Late Spring-Fall Zone 3(-40°)	   
‘Patricia’ •Shocking magenta-pink flowers with black, star-shaped centers, bloom in profusion above the deeply cut, dark green foliage.	H24-36” W24-30”	Late Spring-Summer Zone 4(-30°)	   
pyrenaicum ‘Bill Wallis’ •Small, rounded, lobed leaves and open sprays of vivid purple flowers.	H12-18” W14-20”	Summer Zone 4(-30°)	   
‘Rozanne’ •Large violet-blue with purple veined flowers on deeply cut, slightly marbled and deep green foliage that turns orange-red in the fall.	H18-24” W24-30”	Summer Zone 4(-30°)	   
sanguineum ‘Album’ •Fragrant, white flowers with small, deeply lobed, dark green leaves.	H12-18” W24-30”	Early Summer Zone 4(-30°)	   
sanguineum <i>Bloody Cranesbill</i> •Dark red blooms over dark green foliage, that turns a blood red in fall.	H12-18” W18-24”	Summer Zone 4(-30°)	   
sanguineum ‘Max Frei’ •Magenta-pink blooms grow on a compact, dependable groundcover.	H6-8” W12-24”	Summer Zone 4(-30°)	   
sanguineum ‘Vision Light Pink’ •Light pink with dark veining.	H6-12” W12-14”	Summer Zone 4(-30°)	   
sanguineum ‘Vision Violet’ •Luminescent violet flowers over medium green foliage.	H8-12” W8-18”	Summer Zone 4(-30°)	   
‘Tiny Monster’ •Bright rose-pink flowers above mounds of finely cut, deep green foliage with a low, mounding habit.	H6-12” W18-24”	Summer Zone 4(-30°)	   
viscosissimum <i>Sticky Cranesbill</i> •Excellent for understory plantings. Sticky, hairy lobed foliage turns a bright red in the fall. Small, delicate, pale lavender flowers stand tall above the foliage.	H24-30” W18-24”	Early Summer Zone 3(-40°)	   

Geum Avens Long-lived plants with fuzzy, strawberry-like foliage. Plant in fall or spring with cooler temperatures to help them get a healthy start. Remove spent flowers to encourage additional bloom, but consider leaving some of the later flowers to show off their fluffy seed heads.

coccineum 'Koi' •Orange flowers appear on a dwarf, compact mound of glossy green foliage.	H4-8" W6-12"	Early Summer Zone 5(-20°)	○ ● ✂ ✂
'Fire Storm' •Vigorous, compact and long blooming. Semi-double, orange blooms.	H12-18" W18-20"	Spring-Summer Zone 5(-20°)	○ ● ✂ ✂
flore-plena 'Blazing Sunset' •Fully double, large, scarlet-red flowers.	H12-24" W12-18"	Early Summer Zone 5(-20°)	○ ● ✂ ✂
'Petticoats Peach' •Peach and yellow flowers are semi double and ruffled. Has a compact, clumping habit. Re-bloomer.	H8-10" W10-16"	Spring-Summer Zone 5(-20°)	○ ● ✂ ✂
'Pink Fluffy' • This variety has variably light pink, pink and lavender-pink flowers with unusual, ruffly, fringed petals.	H12-24" W8-12"	Spring-Summer Zone 5(-20°)	○ ● ✂ 🐇
'Rustico Orange' •Compact, mounding habit becomes smothered in numerous red-orange, double flowers in spring.	H9-12" W12-14"	Spring-Summer Zone 5(-20°)	○ ● ✂ ✂
'Totally Tangerine' •Tangerine blooms over a compact mound of deep green fuzzy leaves.	H20-30" W12-18"	Spring-Summer Zone 5(-20°)	○ ● ✂ ✂
triflorum <i>Prairie Smoke</i> *Native & Waterwise* •Fuzzy, evergreen foliage produces small, bright pink flowers. Large, feathery seed heads appear after blooming and last the entire season.	H4-6" W6-12"	Early Spring Zone 3(-40°)	○ ● 🌱 🐇 🏔

Tempo Series Blooms early spring with tight mounding habit with numerous double to single blooms on short stems.

'Orange' •Cream to peach to orange blooms.	H9-15" W10-16"	Early Spring Zone 5(-20°)	○ ● ✂ 🐇
'Rose' •Double, rose-pink blooms.	H9-15" W10-16"	Early Spring Zone 5(-20°)	○ ● ✂ 🐇
'Yellow' •Semi-double, yellow flowers.	H9-15" W10-16"	Early Spring Zone 5(-20°)	○ ● ✂ 🐇









Gypsophila *Creeping Baby's Breath*

repens 'Filou Rose' •Dwarf forms a low mat of blue-green leaves producing masses of small starry, light pink, fragrant, single flowers.	H4-6" W6-10"	Summer-Fall Zone 3(-40°)	○ ✂ 🌱 🐇
repens 'Filou White' •Forms a low mat of blue-green leaves with masses of small starry, white, fragrant, single flowers. Drought tolerant once established.	H4-6" W6-10"	Summer - Fall Zone 3(-40°)	○ ✂ 🌱 🐇
















Hedysarum *Sweetvetch*

boreale <i>Utah Sweetvetch</i> *Native & Waterwise* •Showy, deep pink, pea flowers bloom in clusters above lush green leaves. Requires a sandy or well drained soil.	H12-24" W24-36"	Spring-Summer Zone 3(-40°)	○ ✂ 🌱 ✂ 🏔
--	--------------------	-------------------------------	--------------













Helenium Sneezeweed Wide, daisy-like long petals fanned around a brown center. All Heleniums need a place that is not too shady and they also prefer a good soil that holds moisture. Intolerant of dry soils.

autumnale 'Dogtooth Daisy' •A prolific bloomer with bright yellow flowers. The numerous daisy-like flowers have distinctive tooth-like indentations at the ends of each petal.	H48-60" W10-12"	Late Summer-Fall Zone 3(-40°)	   
hoopesii Orange Mountain Daisy *Native & Waterwise* •Forms a low mound of green, leathery leaves, bearing upright, branching heads of golden yellow daisies with an orange center. North American wildflower, known as Western Sneezeweed. Does not actually cause allergies.	H24-36" W18-24"	Summer Zone 4(-30°)	   

























HayDay Series Series that produce brightly colored blooms. These have nicely controlled and upright habits. Dense branching results in loads of flowers to attract pollinators.

'Golden Bicolor' •Yellow petals with red highlights.	H14-18" W14-18"	Summer-Fall Zone 5(-20°)	  
'Orange' •Dark orange	H14-18" W14-18"	Summer-Fall Zone 5(-20°)	  
'Red' •Dark red	H14-18" W14-18"	Summer-Fall Zone 5(-20°)	  
'Red Bicolor' •Red with yellow tips.	H14-18" W14-18"	Summer-Fall Zone 5(-20°)	  
'Yellow' •Solid yellow with a yellow cone.	H14-18" W14-18"	Summer-Fall Zone 5(-20°)	  

Mariachi Series Dwarf series, developed to be consistently shorter and stronger stemmed making them perfect for cut flowers. They all have nice solid green, slender foliage.

'Bandera' •Ruffled deep red with a bright golden halo.	H12-14" W14-18"	Late Summer Zone 3(-40°)	   
'Fuego' •Yellow-based, orange-red petals.	H12-14" W14-18"	Late Summer Zone 3(-40°)	   
'Sombrero' •Bright yellow	H12-14" W14-18"	Late Summer Zone 3(-40°)	   

Helianthemum Sun Rose These plants are versatile shrubby perennials, excellent for growing in the rock garden or at the front of a hot, sunny border. Evergreen and compact growth habit. Flowers resemble wild roses. Drought tolerant once established.

nummularium 'Ben Fhada' •Bright green leaves and single, bright yellow flowers with orange centers.	H6-12" W12-18"	Early Summer Zone 5(-20°)	   
nummularium 'Ben Ledi' •Single, vibrant rose flowers with a deeper rose-red eye.	H6-12" W12-18"	Early Summer Zone 5(-20°)	   
nummularium 'Bronze Carpet' •Vibrant orange with yellow centers.	H6-12" W18-24"	Early Summer Zone 5(-20°)	   
nummularium 'Cerise Queen' •Bright cherry-red, double flowers.	H9-12" W18-24"	Summer Zone 5(-20°)	   
nummularium 'Fire Dragon' •Red-orange flowers with yellow eye atop grey foliage.	H4-8" W12-18"	Early Summer Zone 5(-20°)	   
nummularium 'Henfield Brilliant' •Single, red-orange flowers, over a mound of silvery grey foliage.	H8-12" W18-24"	Early Summer Zone 5(-20°)	   

Heliopsis False Sunflower Upright, clumping form with showy, long blooming, daisy-like flowers. Tolerates drought, but does best if regularly watered. Tolerates a wide range of soils, including poor, infertile ones. Remove spent flowers to extend bloom season.

helianthoides 'Sunstruck' •Bushy mound of silver and green variegated leaves with large, sunny yellow, daisy flowers.	H14-16" W12-14"	Summer-Fall Zone 3(-40°)	○ ☞☛☒
---	--------------------	-----------------------------	----------

Hemerocallis Daylily One of the most popular perennials in existence. No garden should be without them. Available in a wide array of colors. Tolerates pollution, slopes, poor and dry soils and near pavement that is salted in winter. All have a green grass-like foliage that is easy to maintain and care for usually require no attention. Dead head blooms to promote rebloom.

Cream to White Flowers

'Blackthorne' •Creamy yellow blossoms with a purple eye and matching edge half way up the ruffled petals with a chartreuse throat.	H24-26" W18-24"	Summer <u>Rebloomer</u> Zone 3(-40°)	○ ☞☛☒
'Marque Moon' •White with fancy ruffled, yellow picotee edges and pale yellow throat.	H24-30" W18-24"	Summer Zone 3(-40°)	○ ☞☛☒
'Sunday Gloves' •Ruffled and near white with a soft yellow center.	H24-28" W18-24"	Summer <u>Rebloomer</u> Zone 3(-40°)	○ ☞☛☒

Orange to Bronze Flowers

'Bright Sunset' •Burnt coppery orange petals and a yellow-green throat.	H30-36" W18-24"	Summer Zone 3(-40°)	○ ☞☛☒
'South Seas' •Salmon with a yellow-green throat.	H30-36" W18-24"	Summer <u>Rebloomer</u> Zone 3(-40°)	○ ☞☛☒

Pink to Peach Flowers





























'Apricot Sparkles' •Solid apricot	H12-18" W18-24"	Summer Zone 3(-40°)	○ ☞☛☒
'Elegant Candy' •Heavily ruffled pink blooms have a triangular red eye and a green throat.	H18-25" W18-24"	Summer <u>Rebloomer</u> Zone 3(-40°)	○ ☞☛☒
'Passionate Returns' •Rose-red with a yellow throat.	H16-18" W12-14"	Summer <u>Rebloomer</u> Zone 3(-40°)	○ ☞☛☒
'Rosy Returns' •Rose-pink with a dark pink eye and a yellow throat.	H12-18" W18-24"	Summer <u>Rebloomer</u> Zone 3(-40°)	○ ☞☛☒
'Scottish Fantasy' •Coral with a lime-green throat.	H24-30" W18-24"	Summer <u>Rebloomer</u> Zone 3(-40°)	○ ☞☛☒
'Stephanie Returns' •Light pink ruffled petals with a rose eye and yellow throat.	H16-18" W18-24"	Summer <u>Rebloomer</u> Zone 3(-40°)	○ ☞☛☒

Purple to Lavender Flowers

































'Bela Lugosi' •The darkest purple-black flowers with a lime green throat.	H30-36" W18-24"	Summer Zone 3(-40°)	○ ☞☛☒
'Daring Deception' •Lavender with a purple center and edging; yellow-green throat.	H18-24" W18-24"	Summer <u>Rebloomer</u> Zone 3(-40°)	○ ☞☛☒
'Little Grapette' •Light purple petals with a dark purple edge and fluorescent green throat.	H12-18" W18-24"	Summer Zone 3(-40°)	○ ☞☛☒
'Purple d'Oro' •Purple petals with a green throat.	H12-18" W18-24"	Summer <u>Rebloomer</u> Zone 3(-40°)	○ ☞☛☒








Red to Burgundy Flowers

'Born to Run' •Rich rosy red flowers have a creamy yellow, incredibly ruffled edge and lime-green throat.	H25-28" W18-24"	Summer Zone 3(-40°)	   
'Chicago Apache' •Intense scarlet-red flowers with recurved petals, a small yellow watermark and green throat.	H30-36" W18-24"	Summer Zone 3(-40°)	   
'Funny Valentine' •Large, dark red blossoms.	H24-30" W18-24"	Summer Zone 3(-40°)	   
'Pardon Me' •Cranberry-red with a green throat.	H18-24" W18-24"	Summer <u>Rebloomer</u> Zone 3(-40°)	   
'Passion for Red' •Very large, red with a yellow throat.	H24-27" W18-24"	Summer <u>Rebloomer</u> Zone 3(-40°)	   
'Red Hot Returns' •Cherry-red with a yellow throat.	H24-28" W18-24"	Summer <u>Rebloomer</u> Zone 3(-40°)	   
'South Seas' •Salmon with a yellow-green throat.	H30-36" W18-24"	Summer <u>Rebloomer</u> Zone 3(-40°)	   

Yellow to Gold Flowers

'Buttered Popcorn' •Butter yellow.	H30-36" W18-24"	Summer <u>Rebloomer</u> Zone 3(-40°)	   
'Double Talk' •Double, golden yellow flowers.	H20-36" W18-24"	Summer <u>Rebloomer</u> Zone 3(-40°)	   
'Erin Lea' •Yellow with a green throat.	H24-30" W18-24"	Summer <u>Rebloomer</u> Zone 3(-40°)	   
'Happy Returns' •Canary yellow.	H12-18" W18-24"	Summer <u>Rebloomer</u> Zone 3(-40°)	   
'Hyperion' •Yellow with a tiny green throat.	H30-36" W30-36"	Summer <u>Rebloomer</u> Zone 3(-40°)	   
'Star of the North' •Triangular, pale yellow petals have a large, wine-purple eye and a razor thin, wine-purple edge.	H30-34" W18-24"	Summer <u>Rebloomer</u> Zone 3(-40°)	   
'Stella de Oro' •Golden yellow	H12-18" W18-24"	Summer <u>Rebloomer</u> Zone 3(-40°)	   
'Stella Supreme' •Clear yellow	H12-14" W18-24"	Summer <u>Rebloomer</u> Zone 3(-40°)	   

Hesperaloe

parviflora Red Yucca *Native & Waterwise* •A grass-like, bushy mound of narrow, spine tipped leaves are topped by tall flower stalks of light salmon to coral-red with grey-green foliage.	H24-48" W24-48"	Summer Zone 5(-20°)	    
--	--------------------	------------------------	--



Heuchera Coral Bells Grown more for their foliage than for their flowers. You can find a wide selection of colors, from green to burgundy. Semi-evergreen, compact habits with lobed leaves. Airy, bell-shaped flowers on wiry stems.

americana 'Marvelous Marble' •Purple to green marbling foliage with white flowers.	H8-12" W18-24"	Late Spring Zone 4(-30°)	● ○
'Delta Dawn' •Gold to lime with red veining, changing depending on the season, cooler tempers bring out more lime-greens. Cream flowers.	H8-12" W24-30"	Late Spring Zone 4(-30°)	● ○
'Fire Chief' •Wine-red foliage, with bicolored pink and white flowers.	H6-9" W12-15"	Late Spring Zone 4(-30°)	● ○
'Green Spice' •Broad, silvery green leaves with silvery overlay, darker green edges and beet-red veins. Leaves take on an orange cast in the fall.	H8-12" W12-16"	Late Spring Zone 4(-30°)	● ○
'Lime Marmalade' •Heavily ruffled, small, chartreuse leaves with white flowers.	H10-16" W18-24"	Late Spring Zone 4(-30°)	● ○
'Lime Rickey' •Gently ruffled, lime-green leaves with pure white flowers.	H10-18" W12-18"	Late Spring Zone 4(-30°)	● ○
micrantha 'Palace Purple' •Shades of purple and green with white flowers.	H12-18" W18-24"	Late Spring Zone 4(-30°)	● ○
'Midnight Rose' •Dark purple, almost black, with pink flecks. White flowers.	H8-12" W10-16"	Late Spring Zone 4(-30°)	● ○
'Obsidian' •Black-purple foliage with white flowers.	H18-24" W10-16"	Late Spring Zone 4(-30°)	● ○
'Paprika' •Large, warm, glowing, cherry-coral foliage.	H8-12" W10-16"	Late Spring Zone 4(-30°)	● ○
'Peach Flambe' •Bright peach-colored leaves turning to plum in winter with white flowers.	H7-16" W10-14"	Late Spring Zone 4(-30°)	● ○
'Peppermint Spice' •Green with silver overlay and darker green edges with purple-red veining. Turns brilliant shades of red and orange in the fall.	H8-12" W8-12"	Late Spring Zone 4(-30°)	● ○
sanguinea 'Bressingham Hybrids' •Green foliage with a beautiful range of pastel colors of flowers in shades of red to pink to white.	H12-18" W12-18"	Late Spring Zone 4(-30°)	● ○ ✂ ✂
sanguinea 'Ruby Bells' •Green foliage with ruby-red flowers.	H12-18" W12-18"	Late Spring Zone 4(-30°)	● ○ ✂ ✂
sanguinea 'Splendens Firefly' •Green foliage with coral flowers.	H12-18" W12-18"	Late Spring Zone 4(-30°)	● ○ ✂ ✂
villosa 'Caramel' •Shades of apricot with pink flowers.	H12-18" W14-18"	Late Spring Zone 4(-30°)	● ○
villosa 'Citronelle' •Robust hybrid with citron yellow leaves and silver undersides. When planted in heavier shade, the leaves will be more chartreuse.	H10-12" W12-24"	Late Spring Zone 4(-30°)	● ○ ✂ ☪ 🐇

Indian Summer Series Dwarf series with ruffled foliage and a mounding habit.

'Gooseberry Lime' •Ruffly, lime-green with cream flowers.	H12-16" W12-18"	Late Spring Zone 4(-30°)	● ○ ✂
---	--------------------	-----------------------------	-------

Northern Exposure Series This Terra Nova Series features plants with medium-large mounding habits. The collection features an exceptional range of rich-colored foliage with attractive, short flower stalks and great hardiness. This series has proven to be rust resistant.

'Amber' •Clear amber, rounded leaves.	H14-16" W20-21"	Late Spring Zone 4(-30°)	● ○ ✂
'Black' •Black round leaves.	H12-14" W14-16"	Late Spring Zone 4(-30°)	● ○ ✂
'Lime' •Clear chartreuse-green, rounded leaves.	H12-14" W14-16"	Late Spring Zone 4(-30°)	● ○ ✂



'Purple' •Dark purple rounded leaves with a silver overlay.	H12-14" W14-16"	Late Spring Zone 4(-30°)	● ◐ ☼
'Red' •Clear dark red to burgundy, rounded leaves.	H12-14" W14-16"	Late Spring Zone 4(-30°)	● ◐ ☼
'Sienna' •Crisp and fresh green leaves in the spring and fall, blending to a beautiful sienna-orange in the summer.	H13-22" W18-21"	Late Spring Zone 4(-30°)	● ◐ ☼
'Silver' •Large, dense, rounded mound and features burgundy-silver to silver leaves. Pink flower sprays.	H12-14" W14-16"	Late Spring Zone 4(-30°)	● ◐ ☼

Heucherella Foamy Bells Heucherella is a hybridization of Heuchera and Tiarella. These plants are also a great selection for added variety in the shade garden. These plants are sterile.

'Gold Zebra' •This plant's shocking golden yellow leaves display a heavy smattering of bright red pigment that nearly covers the entire leaf surface. The two-tone effect is fabulous. Produces white flowers.	H8-10" W12-15"	Late Spring Zone 4(-30°)	○ ◐
'Onyx' •True black, glossy, deeply cut leaves on a dense medium size mound. It is compact and tidy with a vigorous growth habit. White flowers rise on taller stems above the foliage.	H8-10" W12-16"	Late Spring Zone 4(-30°)	○ ◐
'Solar Eclipse' •Leaves of red-brown, bordered in lime with broadly scalloped leaf lobes. Forms a vigorous mound of dense crown. Produces white flowers.	H10-16" W12-16"	Late Spring Zone 4(-30°)	○ ◐
'Solar Power' •Lobed yellow-gold to lime-green leaves are splattered with deep red.	H12-20" W12-16"	Late Spring Zone 4(-30°)	○ ◐ ●
'Sweet Tea' •Without a doubt the most brilliantly colored, exciting, Heucherella ever grown, that has scalloped 4" leaves, cinnamon-russet centers with orange and rose infused edges. Produces white flowers.	H20-27" W25-28"	Late Spring Zone 4(-30°)	○ ◐

Hibiscus Hardy Hibiscus Substantial shrub-like plants with flowers like a tropical Hibiscus. Flowers are round and saucer-shaped with a prominent central stamen.

'Airbrush Effect' •8" vibrant pink flowers with salmon tones, has an airbrushed central white halo and a small dark red eye. Overlapping petals create a three dimensional look to the flowers. Dark green foliage.	H40-48" W48-54"	Summer-Early Fall Zone 4(-30°)	○ ◐ ☼ ☼ ☼
'Dark Mystery' •Dark wine-purple, heart-shaped foliage contrasts with the large, white flowers. Each flower has a cherry-red eye and dark pink veining.	H60-66" W60-66"	Mid-Late Summer Zone 4(-30°)	○ ◐ ☼ ☼ ☼
'Mars Madness' •Dark olive-green leaves that have copper highlights, with the newest leaves emerging coppery purple. Huge 6-8" flowers open flat and are magenta-red. Each flower has a small, darker red halo with overlapping petals and deeply impressed veins.	H48-54" W72-78"	Late Summer-Fall Zone 4(-30°)	○ ◐ ☼ ☼ ☼
'Midnight Marvel' •The darkest Hibiscus yet, with foliage that is a dark violet-purple. The leaves turn a fiery orange in fall. Huge, deep wine-purple blossoms open in mid-summer until frost.	H46-48" W50-54"	Summer Zone 4(-30°)	○ ◐ ☼ ☼ ☼
'Starry Starry Night' •Dark, near-black maple leaves are covered with huge 8" flowers in pale pink petals and dark pink veining.	H40-48" W40-48"	Late Summer-Fall Zone 4(-30°)	○ ◐ ☼ ☼ ☼
'Summer In Paradise' •Deep red buds open to 7-8" hot cerise-red flowers. Medium green, maple-like leaves are accented by olive-green edges.	H36-42" W36-65"	Late Summer-Fall Zone 4(-30°)	○ ◐ ☼ ☼ ☼
'Summer Carnival' •Large 7" dark magenta pink flowers cover the upright, rounded habit. Each leaf has a narrow cream margin and the edges have a hint of blush.	H48-54" W60-66"	Late Summer Zone 4(-30°)	○ ◐ ☼ ☼ ☼

PERENNIALS



Honeymoon Series Honeymoon hybrids are wonderfully compact, yet produce huge 8" flowers that never need staking. These hardy varieties can withstand temperature changes.

'Light Rose' •Ruffled pink and white flowers with red centers.	H24-32" W18-20"	Mid Summer-Fall Zone 4(-30°)	○ ● ✈ 🦌
'Red' •Deep velvet-red.	H24-32" W18-20"	Mid Summer-Fall Zone 4(-30°)	○ ● ✈ 🦌
'White with Eye' •Bold white flowers with a red eye.	H24-32" W18-20"	Mid Summer-Fall Zone 4(-30°)	○ ● ✈ 🦌

Luna Series (moscheutos) Compact, bushy, well-branched plants with a mounded habit. The blooms are 6-8" in diameter. Extremely heat tolerant once established.

'Pink Swirl' •Light pink with a red center and green foliage.	H24-36" W24-36"	Late Summer-Fall Zone 4(-30°)	○ ● ✈ 🦌
'Red' •Dark red with green foliage.	H24-36" W24-36"	Late Summer-Fall Zone 4(-30°)	○ ● ✈ 🦌
'Rose' •Deep rose with green foliage.	H24-36" W24-36"	Late Summer-Fall Zone 4(-30°)	○ ● ✈ 🦌
'White' •White with a red center and green foliage.	H24-36" W24-36"	Late Summer-Fall Zone 4(-30°)	○ ● ✈ 🦌

Hosta Plantain Lily Most popular shade plant of all time. Their lush clumps of bold exotic leaves are the main feature. The stalks of lily-like flowers are an added bonus. Flowers are shades of lavender to white. Drought tolerant once established.

'August Moon' •Crinkled golden yellow foliage.	H18-24" W24-36"	Summer Zone 3(-40°)	● ☕
'Aureo Marginata' •Dark green with chartreuse margins.	H18-24" W24-36"	Summer Zone 3(-40°)	● ☕
'Blue Angel' •Blue with ribs.	H24-36" W36-48"	Summer Zone 3(-40°)	● ☕
'Blue Ivory' •Showy, medium sized hosta. Blue leaves have wide, creamy white margins. Margins take a greenish-blush in summer.	H12-16" W24-36"	Summer Zone 3(-40°)	● ☕
'Captain Kirk' •Eye-catching large Hosta. Gold leaves with irregular dark green margins.	H18-24" W30-36"	Summer Zone 3(-40°)	● ☕
'Christmas Tree' •Dark green with small white margins.	H18-24" W34-46"	Summer Zone 3(-40°)	● ☕
'Earth Angel' •Blue-green with cream margins.	H30-36" W28-40"	Summer Zone 3(-40°)	● ☕
'Elegans' •Solid blue	H24-30" W24-36"	Summer Zone 3(-40°)	● ☕
'Fire and Ice' •Large, twisted, heart-shaped leaves have white centers and broad, dark green margins.	H18-24" W24-30"	Summer Zone 3(-40°)	● ☕
'First Frost' •Emerges with a gold margin early in the spring, then changes to pure white later in the season. Light lavender flowers.	H12-18" W24-36"	Summer Zone 3(-40°)	● ☕
'Francee' •Green with white margins.	H18-24" W36-48"	Summer Zone 3(-40°)	● ☕
'Francis Williams' •Blue-green foliage with chartreuse margins.	H18-24" W36-48"	Summer Zone 3(-40°)	● ☕
'Great Expectations' •Bright textured leaves have a yellow center edged with sea green markings and are topped with white flowers.	H18-20" W18-24"	Summer Zone 3(-40°)	● ☕



'Guacamole' •Chartreuse with dark green margins.	H16-20" W24-36"	Summer Zone 3(-40°)	● ♀
'Halcyon' •Medium size, frosty blue-green, pointed foliage.	H18-24" W24-36"	Summer Zone 3(-40°)	● ♀
'June' •Sport of 'Halcyon'. Wide, blue-green margins and light green centers. The centers turn gold in summer.	H18-24" W18-24"	Summer Zone 3(-40°)	● ♀
'Krossa Regal' •Solid silvery blue	H36-42" W24-36"	Summer Zone 3(-40°)	● ♀
'Loyalist' •Deep green margins and white centers that are not prone to melting out.	H18-24" W24-30"	Summer Zone 3(-40°)	● ♀
'Minute Man' •Dark green center with white margins.	H18-24" W24-36"	Summer Zone 3(-40°)	● ♀
'Night Before Christmas' •Dark green with striking cream to white centers.	H24-30" W24-30"	Summer Zone 3(-40°)	● ♀
'Paradigm' •Large, bright gold with a wide, blue-green margins. Leaves are corrugated.	H18-22" W36-48"	Summer Zone 3(-40°)	● ♀
'Patriot' •Dark green with white margins.	H18-24" W24-36"	Summer Zone 3(-40°)	● ♀
'Paul's Glory' •Heart-shaped, blue-green leaves with a chartreuse center.	H24-30" W36-42"	Summer Zone 3(-40°)	● ♀
'Regal Splendor' •Blue foliage with small cream margins.	H36-42" W24-36"	Summer Zone 3(-40°)	● ♀
'Royal Standard' •Solid green	H24-36" W36-60"	Summer Zone 3(-40°)	● ♀
'Stained Glass' •Gold to chartreuse with dark green margins.	H18-24" W36-46"	Summer Zone 3(-40°)	● ♀
'Sum and Substance' •Solid chartreuse	H30-36" W50-60"	Summer Zone 3(-40°)	● ♀
'Victory' •Large, thick, heart-shaped, green leaves have a wavy, cream margins.	H30-35" W60-70"	Summer Zone 3(-40°)	● ♀
'Vulcan' •White centered sport of Captain Kirk, with dark green margins.	H18-24" W24-36"	Summer Zone 3(-40°)	● ♀
'Wide Brim' •Green foliage with wide, gold margins.	H18-24" W24-36"	Summer Zone 3(-40°)	● ♀
'Yellow Polka Dot Bikini' •Deep green centers with wide, light green margins.	H8-10" W16-18"	Summer Zone 3(-40°)	● ♀
Houttuynia Chameleon Plant Heart shaped leaves with a vigorous spreading habit.			
cordata 'Chameleon' •Foliage has striking hues of yellow, pink and scarlet red.	H6-12" W18-24"	Early Summer Zone 4(-30°)	○ ●
Hyssopus Blue Hyssop			
aristadus Blue Hyssop •It has aromatic foliage and bright, funnel shaped blue blooms.	H18-24" W12-15"	Summer Zone 4(-30°)	○ ♀ 🌻



Iberis *Candytuft* Dark green, mounding foliage with many dense flower clusters.

'Masterpiece' •The extra large, pure white flower with a small pink center form clusters that smother the dark green foliage.	H10-16" W18-24"	Spring Zone 5(-20°)	○ ● ♂ ♀
'Summer Snowdrift' *NEW* • White	H10-12 W12-14	Spring Zone 6(-10°)	○ ●
sempervirens 'Purity' •Small, pure white flowers obscure the neat, dense mound of glossy, green foliage.	H6-8" W12-24"	Spring Zone 4(-30°)	○ ● ♂ ♀
sempervirens 'Spruzzo' •The glossy, evergreen foliage forms compact mound. Long-lasting white flowers throughout spring.	H6-10" W12-18"	Spring Zone 3(-40°)	○ ● ♂ ♀
'Snowsation' *NEW* •Low growing with white blooms	H6-8" W10-12"	Spring Zone 4(-30°)	○ ● ♂
sempervirens 'Tuff Candy' •Small, white flowers in tufts on a compact dark green foliage.	H6-10" W12-18"	Spring Zone 3(-40°)	○ ● ♂ ♀
'Whistler White' *NEW* •Full Flowering and grows uniformly.	H4-8 W8-10	Spring	○ ●
sempervirens 'Whiteout' •It has dark green foliage with masses of pretty bright white blooms.	H6-8" W8-12"	Spring Zone 3(-40°)	○ ● ♂ ♀

Ilamna *Maple Mallow*

rivularis <i>Maple Mallow</i> *Native & Waterwise* •Also known as Mountain Hollyhock, it is similar to traditional varieties. Large, open, rose-pink flowers. Easy to establish and will naturalize.	H36-72" W48-60"	Summer-Early Fall Zone 3(-40°)	○ ● ♂ ♀
--	--------------------	-----------------------------------	------------

Incarvillea *Hardy Gloxinia* Large trumpet-shaped flowers grow above a mound of glossy coarsely divided green leaves.

delavayi <i>Hardy Gloxinia</i> •Rose-purple	H12-24" W12-18"	Early Summer Zone 5(-20°)	● ● ♂ ♀ ✂
delavayi 'Alba' •White	H12-24" W12-18"	Early Summer Zone 5(-20°)	● ● ♂ ♀ ✂

Ipomopsis *Scarlet Gilia*



















































































































aggregata <i>Scarlet Gilia</i> *Native & Waterwise* •Stalks of scarlet-pink, trumpet-like flowers from basal rosette of grey-green leaves.	H36-48" W6-10"	Summer Zone 3(-40°)	○ ● ♂ ♀
--	-------------------	------------------------	------------

Iris *Flags* This highly diverse group of plants have flowers in virtually every color. All have grassy, sword-shaped leaves, forming a clump.

setosa spp. <i>Canadensis</i> 'Arctic Beachhead' • Light green foliage that has blooms of light blue with dark purple veins. Heavy blooming in May will occur once established. Likes well drained rocky soils. Native to Canada this is a great performer and long lived Iris.	H18-24" W12-18"	Late Spring Zone 3(-40°)	○ ● ♂ ♂ ✂ ▲
missouriensis <i>Rocky Mountain Iris</i> *Native & Waterwise* •Slender stemmed with greyish-green leaves that grow from dense clumps. Blooms are lilac-purple.	H12-24" W12-18"	Late Spring Zone 3(-40°)	○ ● ♂ ♂ ✂ ▲
pseudata 'Yarai' *NEW* •One of the first pseudatas to bloom. Unique peach blended flowers that have deep purple veining. The standards have more deep purple coloring. Prominent yellow signal.	H26-30" W44-48"	Early Summer Zone 4(-30°)	○ ● ♂ ♂ ✂ ▲



German Bearded Iris (germanica) These are the most popular with gardeners for their large satiny flowers and taller forms.


















'Better Together' *NEW* • Blue	H30-40" W12-24"	Late Spring Zone 3-5	     
'City Lights' •Violet blue with white center.	H30-36" W12-24"	Late Spring Zone 3(-40°)	     
'Clarence' •Pale blue standards and flaring ruffled, violet-blue falls.	H24-36" W18-24"	<u>Rebloomer</u> Late Spring Zone 3(-40°)	     
'Concertina' •Solid soft rose-pink	H24-30" W18-24"	Late Spring Zone 3(-40°)	     
'Dashing' •Velvet-purple, ruffled blooms.	H32-36" W18-24"	Late Spring Zone 3(-40°)	     
'Eggnog' •Bright golden yellow	H24-36" W12-24"	<u>Rebloomer</u> Late Spring Zone 3(-40°)	     
'Eleanor Roosevelt' •Purple with darker purple falls. Mildly fragrant.	H24-36" W18-24"	<u>Rebloomer</u> Late Spring Zone 3(-40°)	     
'Eternal Bliss' •Stunning white, heavily ruffled with tangerine beards.	H24-30" W15-18"	Late Spring Zone 3(-40°)	     
'Feedback' •Large, blue-violet standards and falls.	H36-42" W18-24"	<u>Rebloomer</u> Late Spring Zone 3(-40°)	     
'Frequent Flyer' •Ruffled, white blooms with contrasting slightly yellow falls.	H32-34" W12-18"	Late Spring Zone 3(-40°)	     
'Halloween Halo' •White with yellow edging on falls and orange beards.	H30-35" W12-24"	<u>Rebloomer</u> Late Spring Zone 3(-40°)	     
'Harvest of Memories' •Radiant all yellow iris with widely ruffled petals and a slight sweet fragrance.	H24-38" W18-24"	<u>Rebloomer</u> Late Spring Zone 3(-40°)	     
'Invitation' •White standards with tangerine falls.	H28-34" W12-24"	<u>Rebloomer</u> Late Spring Zone 3(-40°)	     
'Margin Call; *NEW* • Tan, Purple with White Edges	H30-36" W18-24"	Late Spring Zone 3(-40)	     
'Merchant Marine' *NEW* • Blue	H36-38" W9-12"	Late Spring Zone 4-6	     
'My Friend Jonathan' •A rich blend of scarlet and mahogany with a gold overlay.	H30-36" W18-24"	<u>Rebloomer</u> Late Spring Zone 3(-40°)	     
'Raven Girl' *NEW* • Black	H24-39" W18-24"	Late Spring Zone 3(-40)	     
'Renown' •White standards with oyster-white falls and yellow beards.	H30-36" W18-24"	<u>Rebloomer</u> Late Spring Zone 3(-40°)	     
'Rio Vista' •Light blue with darker blue veining.	H30-36" W18-24"	<u>Rebloomer</u> Late Spring Zone 3(-40°)	     

PERENNIALS


















PERENNIAL
FAVORITES

'Seneor Jinx' *NEW* • Black	H24-39" W18-24"	Mid-Spring Zone 3(-30)	☉ ☌ ♀ ☕ ☌ ✂
'Sugar Blues' •Blue petals with a white beard.	H30-36" W12-24"	Rebloomer Late Spring Zone 3(-40°)	☉ ☌ ♀ ☕ ☌ ✂
'Victoria' Falls' •Large, ruffled flowers of light blue with a white throat and beards.	H35-39" W12-18"	Rebloomer Late Spring Zone 3(-40°)	☉ ☌ ♀ ☕ ☌ ✂
Japanese Iris (ensata) Their large and flattened, crepe-textured blooms appear over tall, grassy clumps that somewhat resemble cattails. These have been selected and bred in Japan for hundreds of years. Must have plenty of moisture until bloom.			
'Geisha Girl' •Lavender with deeper purple veining and bright yellow beards.	H24-36" W12-24"	Summer Zone 4(-30°)	☉ ☌ ♀ ♀ ☌ ✂
'Gold Bound' *NEW* •Thick white petals with deep yellow signals on a flat open flower.	H18-20" W12-24"	Summer Zone 4(-30°)	☉ ☌ ♀ ♀ ☌ ✂
'Gracieuse' •White with lavender margins, slightly ruffled petals and bright yellow falls.	H24-36" W12-24"	Summer Zone 4(-30°)	☉ ☌ ♀ ♀ ☌ ✂
'Picotee Wonder' •White and blue-lavender margins.	H24-36" W12-24"	Summer Zone 4(-30°)	☉ ☌ ♀ ♀ ☌ ✂
'Royal Robes' •Large, dark purple with bright yellow throat.	H24-36" W12-24"	Summer Zone 3(-40°)	☉ ☌ ♀ ♀ ☌ ✂
'Temple Bells' •Purple blue with yellow throat.	H24-36" W12-24"	Summer Zone 3(-40°)	☉ ☌ ♀ ♀ ☌ ✂
'Variegata' •Green and white striped leaves, bearing drooping, dark purple flowers.	H24-30" W12-24"	Late Spring Zone 4(-30°)	☉ ☌ ♀ ♀ ☌ ✂
Miniature German Bearded Iris (germanica miniature) Miniature variety of bearded iris. These varieties only get between 6-15" tall. Great for the front of a border. Blooms mid to late season.			
'Androgyny' *NEW* • Dusty Pink	H8-10" W10-12"	Mid- Spring Zone 3(-40)	☉ ☌ ♀ ♀ ☌ ✂
'Bright Blue Eyes' *NEW* • Crean with yellow veins, white falls with chartreuse green thumbprint and blue beards	H10-12" W10-12"	Mid-Spring Zone 3(-40)	☉ ☌ ♀ ♀ ☌ ✂
'For Grape's Sake' *NEW* •White and Purple	H8-10" W10-12"	Mid-Spring Zone 3(-40°)	☉ ☌ ♀ ♀ ☌ ✂
'Fuzzy Slippers' *NEW* •Orange	H4-6" W6-8"	Mid-Spring Zone 3(-40°)	☉ ☌ ♀ ♀ ☌ ✂
'Gate to Paradise' *NEW* • Light pink with blue thumbprint.	H10-12" W10-12"	Mid-Spring Zone 3(-40°)	☉ ☌ ♀ ♀ ☌ ✂
'Lovable Pink' *NEW* • Pink	H10-12" W10-12"	Mid-Spring Zone 3(-40°)	☉ ☌ ♀ ♀ ☌ ✂
'Prince of Burgundy' *NEW* •White with Purple edges	H10-12" W10-12"	Mid-Spring Zone 3(-40°)	☉ ☌ ♀ ♀ ☌ ✂
'Riveting' *NEW* •White, purple falls with white edge	H12-18" W12-18"	Mid-Spring Zone 3(-40°)	☉ ☌ ♀ ♀ ☌ ✂
















'Sky of Blue' *NEW* • Light Blue	H12-15" W12-15"	Mid-Spring Zone 3(-40°)	
'Starwoman' *NEW* •Purple with white thumbprint on falls	H12-24" W12-24"	Mid-Spring Zone 3(-40°)	
'Trajectory' •Blue purple falls and standards with a white beard.	H10-12" W18-24"	Late Spring Zone 3(-40°)	
Siberian Iris (sibirica) Strong clumps of grassy leaves that remain attractive all season. Delicate looking flowers rise above on slender stems. They tolerate shade better than most Irises, as well as poorly drained soil. Very long lived.			
'Blue King' •Solid royal blue	H24-36" W18-24"	Late Spring Zone 3(-40°)	
'Butter and Sugar' •Cream standards with yellow falls.	H24-28" W18-24"	Late Spring Zone 3(-40°)	
'Caesar's Brother' •Solid deep purple	H24-36" W18-24"	Late Spring Zone 3(-40°)	
'Colonel Mustard' *NEW* • Yellow and Lavender	H18-24 W18-24	Late Spring Zone 3(-40°)	
'Ginger Twist' •The falls are heavily veined and mottled in coppery brown on a turmeric yellow ground. The standards are pale lemony cream, with heavily mottled lavender.	H28-32" W18-24"	Late Spring Zone 3(-40°)	
'Painted Desert' •Blue-violet with white and yellow on the self and falls.	H24-36" W18-24"	Late Spring Zone 3(-40°)	
'Purplelicious' *NEW* •Dark Purple	H24-36 W16-18	Late Spring Zone 3(-40°)	
'Purring Tiger' *NEW* •Dusty lavender flowers sit above golden yellow petals. The golden yellow petals are lined with purple veining.	H18-20" W18-24"	Late Spring Zone 3(-40°)	
'Ruffled Velvet' •Deep purple flowers with gold markings.	H18-28" W18-24"	Late Spring Zone 3(-40°)	
'Silver Edge' •Solid blue with silver edges.	H18-24" W18-24"	Late Spring Zone 3(-40°)	
'Sky Wings' •Light blue self and falls, adorned with a delicate yellow blaze on the falls and dark blue veining.	H18-28" W18-24"	Late Spring Zone 3(-40°)	
'Snow Queen' •Solid white	H28-36" W18-24"	Late Spring Zone 3(-40°)	
Variegated Iris (pallida)			
'Albo Variegata' •Solid purple with green and white variegated foliage.	H18-28" W18-24"	Late Spring Zone 3(-40°)	
'Aurea Variegated' •Purple blooms with yellow and green variegated foliage.	H18-36" W18-24"	Late Spring Zone 3(-40°)	







Kniphofia Red Hot Poker Clumps of strap-like foliage. Torch-shaped clusters of flowers held on stiff stalks.

caulescens Regal Torchlily •Foliage is a powder blue hue and grass-like in appearance. Orange flowers fade to yellow atop 3' stems.	H36-72" W18-24"	Summer Zone 5(-20°)	  
hirsuta 'Fire Dance' •One of the shortest, prettiest and most reliably cold-hardy species. Improved cultivar.	H12-20" W15-18"	Summer Zone 5(-20°)	  
hybrid 'Rocket Jr' *NEW* •Red to Yellow	H12-16" W7-9"	Summer Zone 6 (-10°)	  
uvaria 'Flamenco' •Yellow base, turning orange and red as it approaches the top.	H30-36" W18-24"	Summer Zone 5(-20°)	  
uvaria 'Glowstick' • Abundance of bright yellow flowers. When not in bloom, the finely textured foliage resembles ornamental grass.	H24-30 W18-24"	Summer-Fall Zone 6(-10°)	  













Poco Series This series is Terra Nova's shortest Kniphofia. The plants have a massive flower count with large inflorescences.

'Citron' •Short, dense spikes emerge a creamy lime-green, followed by a color shift to fresh lemon.	H14-20" W12-14"	Summer Zone 6(-10°)	  
'Orange' •Burnished-orange with hot red tips.	H14-21" W12-16"	Summer Zone 6(-10°)	  
'Red' •Coral-red	H14-21" W12-16"	Summer Zone 6(-10°)	  
'Sunset' •Bicolor red-orange and orange.	H18-24" W14-16"	Summer Zone 6(-10°)	  
'Yellow' •Sulfur yellow	H12-15" W14-16"	Summer Zone 6(-10°)	  













Lamium Dead Nettle

galeobdonblon 'Herman's Pride' •Forms a dense mound of metallic silver foliage with green veins. Bright yellow flowers blanket the foliage in late spring.	H8-10" W8-10"	Late Spring Zone 3(-40°)	   
--	------------------	-----------------------------	--





Lamium Spotted Dead Nettle

maculatum 'Ghost' •Clusters of large, bright orchid-purple flowers top the clump of all silver foliage.	H10-14" W12-24"	Mid to Late Spring Zone 3(-40°)	 
maculatum 'Golden Anniversary' •Golden yellow edges on dark green leaves with a white central stripe. Scalloped and bright colored foliage with lavender flowers.	H6-8" W12-16"	Mid Spring-Mid Summer Zone 3(-40°)	 
maculatum 'Orchid Frost' •Orchid-pink flowers with silver and green foliage.	H4-8" W12-24"	Early Summer-Fall Zone 4(-30°)	 
maculatum 'Pink Pewter' •Pink flowers with silver and green foliage.	H4-8" W12-24"	Early Summer-Fall Zone 4(-30°)	 
maculatum 'Purple Dragon' •Deep purple flowers with silvery green foliage.	H4-8" W12-24"	Early Summer-Fall Zone 4(-30°)	 
maculatum 'White Nancy' •Clusters of pure white flowers over foliage that is silver with green edges.	H6-8" W12-24"	Early Summer-Fall Zone 4(-30°)	 

Lavandula *Lavender* Wonderfully fragrant, ornamental, shrubby perennial with grey-green foliage and flowering spikes.

angustifolia 'Blue Cushion' •Rounded cushion of grey-green, evergreen foliage. Masses of deep blue flowers, which lighten to pale blue as they mature.	H12-16" W12-16"	Summer Zone 5(-20°)	
angustifolia 'Hidcote Blue' •Abundant deep purple flower spikes.	H12-18" W24-36"	Summer Zone 4(-30°)	
angustifolia 'LaDiva Eternal Elegance' *NEW* •Dark Blue with green foliage.	H8-12" W10-12"	Spring-Fall Zone 4(-30°)	
angustifolia 'Mitcham Gray' •Compact growth habit, dark lavender-blue flower spikes and grey-green foliage.	H18-24" W24-28"	Summer Zone 5(-20°)	
angustifolia 'Munstead' •Rich lavender	H12-18" W12-18"	Summer Zone 4(-30°)	
angustifolia 'Royal Velvet' •Long stemmed, dark navy-blue and lavender flower spikes.	H24-30" W18-24"	Summer Zone 6(-10°)	
angustifolia 'Thumbelina Leigh' •Bright blue-violet blooms. Profuse, tightly balled flowers that will rebloom up to 3 times a year, if pruned after flowering.	H6-12" W8-12"	Summer Zone 5(-20°)	
angustifolia 'Twickle Purple' •Blooms violet-purple to blue. Large, round shaped form with long flower spikes. It is an excellent choice for hedging.	H18-24" W12-24"	Summer Zone 5(-20°)	
angustifolia 'Vera' •Medium blue flowers with green foliage. The flowers are sweet, highly fragrant and produced abundantly in early summer.	H36-48" W24-30"	Summer Zone 5(-20°)	
angustifolia 'Wee One' •A wonderful dwarf English Lavender with compact heads of lavender-blue flowers and dark blue calyces.	H8-10" W12-15"	Summer Zone 5(-20°)	
hybrid intermedia 'Exceptional' *NEW* •Silver-blue foliage with white blooms and an excellent compact habit.	H24" W24-30"	Summer Zone 5(-20°)	
hybrid intermedia 'Phenomenal' •Uniform mounds of silvery foliage with dark purple-blue flower spikes.	H24-30" W24-30"	Summer Zone 4(-30°)	
hybrid intermedia 'Sensational!' •Has a high tolerance to leaf spotting and root disease. Silver-blue foliage with dark purple blooms.	H18-30" W24"	Summer Zone 5(-20°)	

Leucanthemum *Shasta Daisy* Large double or single daisy on a single stem with a long bloom period. Glossy, lanceolate foliage. Great for dried flowers.

superbum 'Becky' •Large white blooms on strong stems which are ideal for cutting. Despite its height, this variety does not require staking.	H36-42" W18-24"	Summer Zone 4(-30°)	
superbum 'Sante' •Fine, feathery petals create double flowers that resemble white pompoms. It is very strong stemmed.	H18-24" W18-24"	Summer Zone 4(-30°)	
superbum 'Snow Cap' •Pure white single flowers are produced in abundance atop bushy mounds of foliage. It has a sturdy, uniform habit.	H10-16" W8-12"	Summer Zone 4(-30°)	
superbum 'Whitecap' •Compact, weather and frost tolerant. White with yellow center.	H14-16" W14-16"	Spring-Summer Zone 5(-20°)	

PERENNIALS



Ooh La Series (superbum) Flowers well, compact habit with sturdy upright stem. Great for borders, rock gardens and containers.

'Lacrosse' •Produces single, yellow-eyed white daisies with spoon-shaped petals.	H10-18" W10-18"	Summer Zone 4(-30°)	○ ● ☞ ☹ ✂
'La Spider' •Very large, true double, finely cut, white blooms.	H12-24" W12-24"	Summer Zone 4(-30°)	○ ● ☞ ☹ ✂

Real Series (superbum) These varieties are very floriferous with improved disease resistance. All bloom early to midsummer and then again in fall. These are robust drought and wind resistant perennials once established.

'Charmer' •Dwarf form with large, semi-double, long lasting, creamy yellow flowers.	H16-24" W12-18"	Summer-Fall Zone 5(-20°)	○ ● ☞ ☹ ✂
'Dream' •Large daisy flowers of 3 layers with greenish-yellow petals and large golden centers. Yellow petals gradually fade to white.	H16-24" W12-18"	Summer-Fall Zone 5(-20°)	○ ● ☞ ☹ ✂
'Galaxy' •The large-eyed, double flowers have narrow, finely fringed, pure white petals and large golden centers with strong stems.	H16-24" W12-18"	Summer-Fall Zone 5(-20°)	○ ● ☞ ☹ ✂
'Glory' •Multiple layers of pure white petals open flat and gradually reflex, exposing an ever enlarging frilly yellow dome.	H16-24" W12-18"	Summer-Fall Zone 5(-20°)	○ ● ☞ ☹ ✂
'Neat' •Rows of fluted, horizontal white petals surround a golden center.	H16-24" W12-18"	Summer-Fall Zone 5(-20°)	○ ● ☞ ☹ ✂
'Sunbeam' •Rows of chartreuse petals that ring a golden button center.	H16-24" W12-18"	Summer-Fall Zone 5(-20°)	○ ● ☞ ☹ ✂

Lewisia Bitterroot

cotyledon Rainbow Mix *Native & Waterwise* •Dazzling, star-shaped blooms hover over the flat rosettes of evergreen leaves in purple, pink, yellow, orange and white. Grow this plant in gravel or between rocks with minimal amount of soil.	H10-12" W10-12"	Late Spring-Summer Zone 5(-20°)	○ ☞ ▲
--	--------------------	------------------------------------	----------

Liatris Gayfeather Bottlebrush flower spikes grow out of clumps of grassy-like foliage. The narrow leaves are up to 10" long at the base and decrease in length up the stems. The flowers bloom at the top of each spike, opening at the top first and continue blooming downward.






spicata 'Kobold' •Dark rose	H18-24" W18-24"	Summer Zone 4(-30°)	○ ☞ ✂
---------------------------------------	--------------------	------------------------	-------

Ligularia Leopard Plant





dentata 'Othello' •Loves moist soils. Water deep in hot summers. Clump forming plant grown in gardens for the foliage as much as for the flowers. Foliage has huge, long stalked, leathery, rounded, dark green leaves with daisy-like yellow-orange flowers.	H24-36" W18-30"	Mid-Summer Zone 3(-40°)	● ● ☞ ✂
stenocephala 'Little Rocket' •Soft yellow flower spikes are striking with their dark stems. Bold, dark green, toothed leaves on a compact plant.	H18-36" W24-30"	Mid-Summer Zone 3(-40°)	● ● ☞ ✂
stenocephala 'The Rocket' •Clump forming habit noted for its spectacular flower spikes and foliage. Strongly toothed, heart shaped, light green leaves. In mid to late summer, the plant sends up tall racemes densely packed with small, bright lemon yellow daisy-like flowers held on black stems.	H36-60" W24-48"	Mid-Summer Zone 3(-40°)	● ● ☞ ✂

Lilium Asiatic Lily Easy to grow plants are a colorful addition to the landscape. "Liliums" are the true lilies. True lilies have stiff stems with relatively narrow strap-like leaves from top to bottom. Large showy flowers develop at the top of each stem. Once these plants have bloomed, they won't flower again until the following year.










FantAsiatic Series This series is known for the high bud count per stem.

'Crimson Red' •Red shades	H9-12" W6-12"	Summer Zone 3(-40°)	
'Raspberry' •Raspberry red	H9-12" W6-12"	Summer Zone 3(-40°)	
'Starburst' •Red petals with purple-black center.	H9-12" W6-12"	Summer Zone 3(-40°)	
'Sunray' •Lovely yellow petals with dark red eye zone.	H9-12" W6-12"	Summer Zone 3(-40°)	
'White Hot Spot' •White petals with large burgundy eye zone.	H9-12" W6-12"	Summer Zone 3(-40°)	

Matrixline Series Asiatic Lily It grows at a fast rate, and under ideal conditions, can be expected to live for approximately 10 years. It does best in average to evenly moist conditions, but will not tolerate standing water.

'Golden' •Yellow	H16-18" W12-18"	Mid Summer Zone 3(-40°)	
'Matrix' •Red-orange	H16-18" W12-18"	Mid Summer Zone 3(-40°)	
'Matrix Mix' •Mixture of yellow, red and orange lilies.	H16-18" W12-18"	Mid Summer Zone 3(-40°)	
'Orange' •Solid bright orange	H16-18" W12-18"	Mid Summer Zone 3(-40°)	

Tiny Series Asiatic Lily These are compact, dwarf plants. They have large, upward facing flowers with glossy green leaves.

'Comfort' *NEW* •Dark red	H14-16" W14-16"	Early Summer Zone 3(-40°)	
'Crystal *NEW* •White	H14-16" W14-16"	Early Summer Zone 3(-40°)	
'Diamond' *NEW* •Deep pink with a white center.	H14-16" W14-16"	Early Summer Zone 3(-40°)	
'Double Dutch' *NEW* •Double row of vibrant orange petals	H14-16" W14-16"	Early Summer Zone 3(-40°)	
'Ghost' *NEW* •Dark reddish purple	H14-16" W14-16"	Early Summer Zone 3(-40°)	
'Heroes' *NEW* •Orange	H14-16" W14-16"	Early Summer Zone 3(-40°)	
'Ink *NEW* •Dark orange with black eyezone	H14-16" W14-16"	Early Summer Zone 3(-40°)	
'Lion' *NEW* •Burgundy petals with orange tips	H14-16" W14-16"	Early Summer Zone 3(-40°)	
'Nugget' *NEW* •Bold yellow trumpet-shaped flowers have a burgundy speckled ring at the eye zone.	H14-16" W14-16"	Early Summer Zone 3(-40°)	

PERENNIALS

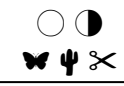





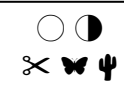



PERENNIAL
FAVORITES




'Orange Sensation' *NEW* •Orange with maroon speckles	H14-16" W14-16"	Early Summer Zone 3(-40°)	○ ● ✂ ✂
'Pearl' *NEW* •Rose pink petals	H14-16" W14-16"	Early Summer Zone 3(-40°)	○ ● ✂ ✂
'Ranger' *NEW* •Yellow	H14-16" W14-16"	Early Summer Zone 3(-40°)	○ ● ✂ ✂
'Rocket' *NEW* •Deep red with a darker midrib.	H14-16" W14-16"	Early Summer Zone 3(-40°)	○ ● ✂ ✂
'Shadow' *NEW* •Red-black petals with coral tips.	H14-16" W14-16"	Early Summer Zone 3(-40°)	○ ● ✂ ✂
Lilium Oriental Lily Flowers are quite large, fragrant and tend to be facing outward. The plants also tend to be taller and bloom later than Asiatics.			
'Sunny Azores' *NEW* •White with yellow eye	H16-18" W16-18"	Mid Summer Zone 3(-40°)	○ ● ✂ ✂
'Sunny Bahamas' *NEW* •White	H16-18" W16-18"	Mid Summer Zone 3(-40°)	○ ● ✂ ✂
'Sunny Camino' *NEW* •Medium pink	H16-18" W16-18"	Mid Summer Zone 3(-40°)	○ ● ✂ ✂
'Sunny Keys' *NEW* •Dark pink petals with a thin white edge.	H16-18" W16-18"	Mid Summer Zone 3(-40°)	○ ● ✂ ✂
'Sunny Martinique' *NEW* •Pink petals with dark pink speckles and lighter pink trims the edges.	H16-18" W16-18"	Mid Summer Zone 3(-40°)	○ ● ✂ ✂
Linum Flax Small airy foliage that is upright and arching. Small flowers appear on top of the stems. Forms a very tight clump.			
lewisii Blue Flax *Native & Waterwise* •Ferry green leaves, bearing loads of small, five-petal, blue flowers with a yellow center.	H24-30" W10-12"	Summer Zone 3(-40°)	○ ☪ ☪ ☪
perenne 'Bright Blue' •Large, bright, single flowers. Fine textured foliage.	H12-24" W9-14"	Early Summer Zone 4(-30°)	○ ☪ ☪
Lobelia Fan Flower Attractive, dark green to reddish bronze leaves and showy, large, upright spikes of brilliant hues of red or blue flowers that bloom from late summer to early fall. Perennial Lobelias are useful for difficult wet locations in full sun or partial shade.			
speciosa 'Starship Blue' •Dark blue flowers on sturdy stems over light green foliage.	H20-24" W12-14"	Summer Zone 6(-10°)	○ ● ✂
speciosa 'Starship Burgundy' •Deep burgundy-red flowers and stems with copper-green foliage.	H20-24" W12-14"	Summer Zone 6(-10°)	○ ● ✂
speciosa 'Starship Deep Rose' •Stunning deep pink flowers that line up and down the dark black stem, over dark green foliage.	H20-24" W12-24"	Early Summer Zone 6(-10°)	○ ● ✂
speciosa 'Starship Scarlet' •Bright red flowers have black stems with green-bronze foliage.	H18-24" W6-12"	Early Summer Zone 6(-10°)	○ ● ✂

Lupinus *Lupine* These colorful pea-shaped flowers bloom on tall graceful spikes. These plants are also poisonous if eaten. Drought tolerant once established.

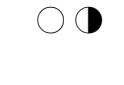
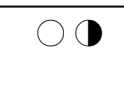

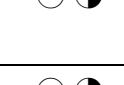
Mini Gallery Series These plants have a compact habit. As they are short-lived perennials, allow some plants to set seed for future generations. They produce very large flower heads.

'Blue' •Solid dark blue	H14-16" W7-9"	Spring Zone 4(-30°)	
'Blue Bicolor' •Lavender-blue with white centers.	H14-16" W6-10"	Spring Zone 4(-30°)	
'Mix' •Pink, white, yellow and blue with white centers.	H14-16" W6-10"	Spring Zone 4(-30°)	
'Pink' •Durable, upright, medium pink flowers.	H14-16" W6-10"	Spring Zone 4(-30°)	
'Pink Bicolor' •Soft pink with white centers.	H14-16" W6-10"	Spring Zone 4(-30°)	
'Red' •Red with white centers.	H14-16" W6-10"	Spring Zone 4(-30°)	
'White' •Solid white	H14-16" W6-10"	Spring Zone 4(-30°)	
'Yellow' •Solid yellow	H14-16" W6-10"	Spring Zone 4(-30°)	


Lychnis *Campion* These plants have an upright, clumping habit. They have vibrant colors and can tolerate dry, rocky soil.

chalconica <i>Maltese Cross</i> •Plants have bright green leaves with taller flower stems that bear large clusters of scarlet-orange blooms.	H36-48" W12-18"	Summer Zone 4(-30°)	
coronaria <i>Blood Red Campion</i> •Hot-pink with silver, fuzzy foliage.	H24-36" W10-18"	Summer Zone 4(-30°)	
haageana <i>'Lumina Bronze'</i> •Bronze-green leaves and bright red flowers.	H10-12" W10-12"	Summer Zone 4(-30°)	

Lysimachia *Loosestrife Creeping Jenny*

congestiflora <i>'Persian Chocolate'</i> •Grows a mass of small purple leaves and abundant golden yellow, bell-shaped flowers. Great as a ground cover.	H2-4" W12-36"	Summer Zone 4(-30°)	
nummularia <i>'Aurea'</i> •Low growing, rampant ground cover with rounded, golden yellow leaves and cup-shaped, bright yellow flowers. This cultivar can withstand damper soils than many other types of ground covers.	H2-4" W18-24"	Summer Zone 4(-30°)	
nummularia <i>Creeping Jenny</i> •Plants form a low mat of green leaves, bearing bright golden-yellow flowers.	H2-4" W24-36"	Summer Zone 4(-30°)	
nummularia <i>'Goldilocks'</i> •Grows a low mat of lime-green foliage with small yellow flowers.	H2-4" W18-24"	Summer Zone 4(-30°)	

Marrubium *Horehound*

rotundifolium <i>Silverheels</i> *Native & Waterwise* •Soft, felted, green leaves are edged with white, creating a crisp appearance. Prefers lean, well-drained soils. Plant Select	H2-12" W24-36"	Spring Zone 4(-30°)	
---	-------------------	------------------------	---



Mazus			
reptans •Forms a dense mat of twisty, green foliage. Mini orchid-like purple-blue flowers have three fingered petals with one curving upwards. Sports a leopard spotted highlight. Fast growing, quick to fill in. Long bloom period, tough, durable and can take light foot traffic. A great over-planting for bulbs.	H2-4" W6-12"	Late Spring-Early Summer Zone 5(-20°)	○ ● ☀
Melampodium Blackfoot Daisy			
leucanthum Blackfoot Daisy *Native & Waterwise* •Daisy-like white petals surround a yellow center. Low growing, mounding perennial, preferring hot and dry locations. Very long blooming.	H6-12" W12-24"	Early Summer-Fall Zone 3(-40°)	○ ☀ ☀ ☀ ☀ ☀
Mirabilis Desert Four O'Clock All parts of this plant are poisonous if ingested.			
multiflora Desert Four O'Clock *Native & Waterwise* •Neat, mounding, dark green form with showy, magenta, tubular flowers. Can survive extremely harsh conditions once established.	H18-24" W48-72"	Summer Zone 4(-30°)	○ ☀ ☀ ☀ ☀
Monarda Bee Balm Round flower clusters bursting with tube-shaped petals. With upright dark green foliage on erect stems. Foliage has a minty fragrance.			
didyma 'Coral Reef' •Coral to salmon. Mildew resistant.	H24-36" W18-24"	Summer Zone 4(-30°)	○ ☀ ☀ ✂
didyma 'Fireball' •Compact habit, heavy bloomer with bright scarlet-red flowers.	H16-20" W12-18"	Summer Zone 4(-30°)	○ ☀ ☀ ✂
Balmy Series (didyma) Best mildew resistance of today's commercial cultivars, plus compact habit, bold colors and tons of flower power!			
'Lilac' •Lilac	H12-14" W8-12"	Summer Zone 4(-30°)	○ ☀ ☀ ✂
'Pink' •Bright pink	H12-14" W8-12"	Summer Zone 4(-30°)	○ ☀ ☀ ✂
'Purple' •Purple-red	H12-14" W8-12"	Summer Zone 4(-30°)	○ ☀ ☀ ✂
'Rose' •Rose	H12-14" W8-12"	Summer Zone 4(-30°)	○ ☀ ☀ ✂
Monardella Little Beebalm			
macrantha 'Marian Sampson' *Native & Waterwise* •Large, bright red flowers adorn this plant in summer and fall, with a low growing, mounding habit. Great for a rock garden. Needs good drainage. Intolerant of frequent summer water.	H6-12" W12-24"	Summer-Fall Zone 6(-10°)	○ ☀ ☀ ☀ ☀ ☀
odoratissima Little Beebalm *Native & Waterwise* •Mounding with grey-green foliage that has a very minty fragrance. Clusters of lavender flowers.	H10-12" W12-18"	Summer Zone 4(-30°)	○ ☀ ☀ ☀ ☀ ☀
Muehlenbeckia Maidenhair Vine			
auxillaris 'Nana' •A low, creeping, evergreen groundcover forms a spreading mat of wiry stems, clothed in tiny rounded leaves with a glossy green finish. Foliage turns bronze with heat or cold.	H1-2" W6-12"	Insignificant Zone 6(-10°)	○ ☀ ☀ ☀



Myosotis *Forget-Me-Not* A spring-flowering favorite. Forget-me-not's are biennial or short-lived perennials that self-seed to come back for many years.

Sylva Series Plants form a low mound of grey-green leaves, smothered with clusters of bright flowers; each with a tiny yellow eye.

<p>'Bluesylva' •Deep blue</p>	<p>H6-8" W6-8"</p>	<p>Spring Zone 3(-40°)</p>	
--	------------------------	--------------------------------	--

Nepeta *Catmint* A rugged, easy-to-grow garden perennial that thrives in harsh landscapes. Plants are hardy and long-lived, prefer average, well-drained soil, and can be planted in full sun to part shade.

<p>faassenii 'Junior Walker' •Compact habit that is non-reseeding. Blue-green foliage contrasts nicely with lavender-blue flowers.</p>	<p>H18-24" W24-30"</p>	<p>Spring-Fall Zone 4(-30°)</p>	
<p>faassenii 'Six Hills Giant' •Among the hardiest, most tolerant of damp conditions, as well as the longest flowering. Produces violet-blue flowers.</p>	<p>H24-36" W14-18"</p>	<p>Spring-Fall Zone 3(-40°)</p>	
<p>'Psfike' Little Trudy •A distinctively short, compact plant with a long season of bloom. A profusion of lavender-purple flower spikes are produced.</p>	<p>H6-12" W12-18"</p>	<p>Spring-Fall Zone 4(-30°)</p>	
<p>racemosa 'Walker's Low' •Large, lavender-blue flowers. Keep trimmed to produce flowering all season.</p>	<p>H18-24" W18-24"</p>	<p>Spring-Fall Zone 3(-40°)</p>	

Oenothera *Evening Primrose* Open cup-shaped flowers on sprawling stems. Very tolerant of hot sites and any soil. Opens late in the day and closes before morning, attracting butterflies and moths.

<p>berlandiera 'Siskiyou Pink' •Delicate, light-pink flowers. Great groundcover for dry slopes and other low-maintenance areas. Blooms in daytime. Can be invasive.</p>	<p>H8-12" W18-24"</p>	<p>Summer Zone 3(-40°)</p>	
<p>berlandiera 'Twilight' •Fragrant, lavender-pink flowers with yellow eyes bloom profusely on green foliage that is overlaid with bronze.</p>	<p>H8-10" W12-18"</p>	<p>Summer Zone 5(-20°)</p>	
<p>caespitosa <i>Tufted Evening Primrose</i> *Native & Waterwise* •White to pink, tufted blooms with narrow-toothed, grey-green leaves.</p>	<p>H6-12" W6-12"</p>	<p>Summer Zone 4(-30°)</p>	
<p>macrocarpa ss. <i>Incana</i> 'Silver Blade' •Lemon yellow, 4 petaled flowers with silvery-green foliage.</p>	<p>H8-12" W15-18"</p>	<p>Summer Zone 3(-40°)</p>	
<p>missouriensis 'Evening Sun' •Bright yellow flowers on silvery green foliage.</p>	<p>H3-6" W15-18"</p>	<p>Summer Zone 5(-20°)</p>	
<p>missouriensis <i>Ozark Sundrops</i> •This plant has large, 3" wide, deep yellow blooms with glossy, dark green foliage and is mildly fragrant.</p>	<p>H8-12" W16-20"</p>	<p>Summer Zone 3(-40°)</p>	

Origanum *Oregano* Well-branched plants with slender arching stems of grey-green leaves.

<p>'Barbara Tingey' •This superb selection features aromatic, sage-green leaves covered in soft peach fuzz and showy bracts of pistachio-green and blush-pink that flaunt their charms all summer long. A sturdy plant for gravel gardens, pots and edges.</p>	<p>H6-12" W8-12"</p>	<p>Summer Zone 7(0°)</p>	
<p>'Rotkugel' •One of the very best ornamental oreganos that blooms in mid-to late summer with a profusion of flower heads filled with small bright pink flowers. Fragrant.</p>	<p>H12-15" W15-18"</p>	<p>Summer Zone 5(-20°)</p>	
<p>libanoticum 'Hopflower' •Pale green and blush colored paper-lantern-like bracts, dangle from arching wiry stems, with a small rose-pink flower.</p>	<p>H10-18" W12-18"</p>	<p>Summer Zone 5(-20°)</p>	



Paeonia Peony Hardy perennial, 100 year old Peonies are not uncommon. The glossy dark green foliage is often tinted bronze on new growth and takes on reddish tones in the fall.

Coral Flowering

lactiflora 'Coral Charm' •Opulent, coral-pink, semi-double flowers top slender stems.	H30-36" W24-30"	Late Spring Zone 3(-40°)	○ ✂ ⊕
---	--------------------	-----------------------------	-------

Pink Flowering

lactiflora 'Bowl of Beauty' •Japanese variety has an Anemone form. Fuchsia pink petals create a bowl around the ivory white centers.	H26-30" W24-36"	Late Spring Zone 3(-40°)	○ ◐ ⊕ ♻ ✂ ⊕
--	--------------------	-----------------------------	----------------

lactiflora 'Dr. Alexander Fleming' •Big, double, fragrant, hot pink blooms.	H28-36" W18-20"	Late Spring Zone 3(-40°)	○ ◐ ⊕ ♻ ✂ ⊕
---	--------------------	-----------------------------	----------------

lactiflora 'Monsieur Jules Eli' •Bubbligum pink with a double flower.	H30-40" W24-30"	Late Spring Zone 3(-40°)	○ ◐ ⊕ ♻ ✂ ⊕
---	--------------------	-----------------------------	----------------

lactiflora 'Paula Fay' •Single deep pink with yellow stamens.	H31-33" W31-36"	Late Spring Zone 3(-40°)	○ ◐ ⊕ ♻ ✂ ⊕
---	--------------------	-----------------------------	----------------

lactiflora 'Sarah Bernhardt' •Pink with a double flower.	H30-40" W30-36"	Late Spring Zone 3(-40°)	○ ◐ ⊕ ♻ ✂ ⊕
--	--------------------	-----------------------------	----------------

officinalis 'Rosea Plena' •Fragrant, double, rose-pink blooms.	H27-29" W29-35"	Late Spring Zone3(-40°)	○ ◐ ⊕ ♻ ✂ ⊕
--	--------------------	----------------------------	----------------

Red Flowering

lactiflora 'Big Ben' •Double red, medium-large flowers with a lovely fragrance.	H24-36" W30-36"	Late Spring Zone 3(-40°)	○ ◐ ⊕ ♻ ✂ ⊕
---	--------------------	-----------------------------	----------------

lactiflora 'Kansas' •Large, fully double, fuchsia-pink flowers bloom on exceptionally strong dark green stems.	H32-36" W20-24"	Late Spring Zone 3(-40°)	○ ◐ ⊕ ♻ ✂ ⊕
--	--------------------	-----------------------------	----------------

lactiflora 'Karl Rosenfield' •Purple-red with a double flower.	H28-36" W24-36"	Late Spring Zone 3(-40°)	○ ◐ ⊕ ♻ ✂ ⊕
--	--------------------	-----------------------------	----------------

lactiflora 'Red Charm' •Red flowers are made up of a single row of outer petals that surrounds an explosion of smaller and heavily ruffled petals.	H30-36" W24-30"	Late Spring Zone 3(-40°)	○ ◐ ⊕ ♻ ✂ ⊕
--	--------------------	-----------------------------	----------------

lactiflora 'Red Magic' •Twisted, feathered, deep red petals.	H28-36" W24-36"	Late Spring Zone 3(-40°)	○ ◐ ⊕ ♻ ✂ ⊕
--	--------------------	-----------------------------	----------------

officinalis 'Rubra Plena' •Fragrant, double red flowers.	H26-30" W28-36"	Late Spring Zone3(-40°)	○ ◐ ⊕ ♻ ✂ ⊕
--	--------------------	----------------------------	----------------

White Flowering

lactiflora 'Allen Rogers' •A mid-season, white double, with large, white flowers, packed with pure white petals and nicely fragrant.	H23-32" W24-36"	Late Spring Zone 3(-40°)	○ ◐ ⊕ ♻ ⊕ ✂
--	--------------------	-----------------------------	----------------

lactiflora 'Festiva Maxima' •Extremely fragrant, very large, double white flower with bright red flecks.	H28-32" W24-30"	Late Spring Zone 3(-40°)	○ ◐ ⊕ ♻ ✂ ⊕
--	--------------------	-----------------------------	----------------

lactiflora 'Duchesse de Nemours' •White with a double flower.	H18-24" W24-36"	Late Spring Zone 3(-40°)	○ ◐ ⊕ ♻ ✂ ⊕
---	--------------------	-----------------------------	----------------

lactiflora 'Shirley Temple' •Blush-white with a double flower.	H30-32" W24-36"	Late Spring Zone 3(-40°)	○ ◐ ⊕ ♻ ✂ ⊕
--	--------------------	-----------------------------	----------------

officinalis 'Alba Plena' •Pure snowy white	H22-24" W28-36"	Late Spring Zone3 (-40°)	○ ◐ ⊕ ♻ ✂ ⊕
--	--------------------	-----------------------------	----------------

officinalis 'Alba Plena' •Pure snowy white	H22-24" W28-36"	Late Spring Zone3 (-40°)	○ ◐ ⊕ ♻ ✂ ⊕
--	--------------------	-----------------------------	----------------

Papaver Iceland Poppy Short-lived perennial that usually self-seed and come back year after year. Plants form a low tuft of light green leaves, bearing large, satiny, lightly fragrant flowers on hairy stems.

nudicaule 'Champagne Bubbles Mix' •Plants form a low tuft of light green leaves, bearing large orange, yellow, white and red satiny flowers for weeks on end.	H12-18" W14-18"	Spring Zone 3(-40°)	○ ● ✂
---	--------------------	------------------------	-------

Spring Fever Series (nudicaule) Deeply cut, medium green, hairy foliage forms a basal mound in early spring. In April, flower spikes rise above the foliage, bearing a fat bud that opens to 2-3" diameter. One of the largest blooming Iceland Poppies on the market.

'Mix' •Bright orange, red, white and yellow flowers with yellow stamens.	H10-12" W8-10"	Spring Zone 3(-40°)	○ ● ✂
'Orange' •Bright orange flowers with striking yellow stamens in the centers.	H10-12" W8-10"	Spring Zone 3(-40°)	○ ● ✂
'Red' •Large, brilliant red flowers with yellow stamens.	H10-12" W8-10"	Spring Zone 3(-40°)	○ ● ✂
'White' •Large, pure white flowers with yellow centers.	H10-12" W8-10"	Spring Zone 3(-40°)	○ ● ✂
'Yellow' •Large, bright yellow flowers.	H10-12" W8-10"	Spring Zone 3(-40°)	○ ● ✂

Papaver Oriental Poppy Oriental poppies are large with hairy basal coarse leaves with upward facing flowers 4-6" across on tall, upright stems.

orientale 'Allegro' •Scarlet-orange blooms with a black center and a compact habit.	H14-24" W12-18"	Late Spring Zone 3(-40°)	○ ● ✂
orientale 'Beauty of Livermore' •Deep blood red, ruffled blooms with a black, cone-like center.	H30-36" W18-24"	Late Spring Zone 3(-40°)	○ ● ✂
orientale 'Brilliant' •Wildfire red blooms are borne on wiry stems.	H30-36" W18-24"	Late Spring Zone 3(-40°)	○ ● ✂
orientale 'Coral Reef' •Rare variety with large, light coral-pink petals surrounding a black center.	H28-32" W18-24"	Late Spring Zone 3(-40°)	○ ● ✂
orientale 'Prince of Orange' •Huge blossoms of tangerine grow on wiry stems.	H24-36" W18-24"	Late Spring Zone 3(-40°)	○ ● ✂
orientale 'Princess Victoria Louise' •Large, salmon-pink petals around the dark centers.	H26-32" W18-24"	Late Spring Zone 3(-40°)	○ ● ✂
orientale 'Royal Wedding' •Large, white blossoms with a maroon-black eye.	H32-36" W18-24"	Late Spring Zone 3(-40°)	○ ● ✂

Penstemon Beardtongue A large and diverse group of plants. Their showy, tubular flowers are usually held above the foliage in upright spikes. Utah is known as the Penstemon capital of the world with over 80 native varieties.

attenuatus 'Taperleaf' •Blossoms blue to purple in mid-summer. Grows in dry meadows to moist rangelands. Prefers full sun.	H12-24" W212-24"	Mid-Summer Zone 4(-30°)	○ ● ✂
barbatus 'Rondo Mix' •Sparkling jewel tones on 2' stalks, in shades of deep lavender, intense pinks and even some royal purples and blues.	H16-20" W12-18"	Late Spring Zone 3(-40°)	○ ● ✂
caespitosa 'Wagon Wheel Bluemat' •Tiny, spoon-like leaves sprout on prostrate stems that grow into circular, evergreen mats. Centimeter-long tubular flowers glow blue to lavender	H1-2" W12-14"	Late Spring Zone 4(-30°)	○ ● ✂
'Cherry Sparks' •Tiny, bright red bell-like flowers that rise above the foliage on slender stems. The blooms are larger and last twice as long as with other penstemon. These sun and heat lovers need plenty of light and good drainage.	H18-20" W16-18"	Spring-Summer Zone 5(-20°)	○ ● ✂

PERENNIALS



PERENNIAL
FAVORITES

cyananthus <i>Wasatch</i> *Native & Waterwise* •Very showy, electric blue flowers. Glossy, dark green leaves.	H12-18" W10-24"	Late Spring Zone 4(-30°)	○ ● ♂ ♀ ▲
cyaneus <i>Blue Beardtongue</i> *Native & Waterwise* •The flowers are blue, sometimes with a pinkish tinge. Foliage is a dark green with red-green stems.	H18-24" W12-16"	Late Spring Zone 4(-30°)	○ ● ♂ ♀ ▲
'Dark Towers' •The glossy, bronze-red foliage is topped with masses of pink flowers in July and August. Tolerates high heat and humidity. This plant has darker foliage than Husker Red and retains the darkness.	H30-36" W24-30"	Late Spring Zone 3(-40°)	○ ● ♂ ✂
dauidsonii 'Davidson's' •Huge, lavender-pink flowers bloom over dark green, evergreen foliage.	H8-10" W12-15"	Late Spring Zone 4(-30°)	○ ● ♀ ▲ Ⓢ ♀
digitalis 'Husker Red' •Striking maroon-red foliage with a dark green underlay. White flowers with a tinge of light pink are borne on strong, upright stems.	H30-36" W18-24"	Summer Zone 3(-40°)	○ ● ♂ ♀ ✂
eatonii <i>Firecracker</i> *Native & Waterwise* •Striking fire engine red flowers are contrasted by dark green leaves. Very adaptable, as long as the soil is well drained.	H18-24" W14-16"	Late Spring Zone 3(-40°)	○ ● ♂ ♀ ▲
heterophyllus 'Electric Blue' *Native & Waterwise* •Flowers are an intense blue with an interesting purple-blush at the stems. Glossy green foliage.	H12-18" W10-14"	Late Spring Zone 4(-30°)	○ ● ♂ ✂ ▲
hybrid mexicali 'Carolyn's Hope' •Forms a bushy clump of narrow green leaves and short spikes of pink with white throated trumpet flowers.	H12-18" W12-18"	Summer Zone 5(-20°)	○ ● ♂ ♀ ✂
hybrid mexicali 'Pike's Peak Purple' •Forms a bushy clump of narrow green leaves, with short spikes of purple trumpet flowers.	H12-18" W8-16"	Summer Zone 4(-30°)	○ ● ♂ ♀ ✂
hybrid mexicali 'Psmyers' <i>Shadow Mountain</i> •Forms a bushy clump of narrow green leaves, with short spikes of lavender trumpet flowers.	H18-24" W14-18"	Summer Zone 4(-30°)	○ ● ♂ ♀ ✂
hybrid mexicali 'Red Rocks' •Forms a bushy clump of narrow green leaves, with short spikes of red trumpet flowers.	H14-18" W8-16"	Summer Zone 4(-30°)	○ ● ♂ ♀ ✂
hybrid mexicali 'Windwalker Garnet' •Forms a bushy clump of narrow green leaves, with short spikes of ruby red with striped throat trumpet flowers.	H18-24" W12-18"	Summer Zone 5(-20°)	○ ● ♂ ♀ ✂
linarioides coloradoensis <i>Silverton Bluemat</i> •Silvery, evergreen leaves that persist even through winter. Flowers are a lavender-blue and close to the foliage. Plant Select	H8-12" W10-16"	Late Spring Zone 4(-30°)	○ ● ♂ ♀ ▲
palmeri <i>Palmer</i> *Native & Waterwise* •Blue-green foliage that bears a fragrant pink flower on tall stalks.	H48-60" W12-36"	Late Spring Zone 3(-40°)	○ ♀ ▲
parryi <i>Parry's Penstemon</i> •Bright pink flowers with narrow, bluish foliage.	H24-36" W12-24"	Spring-Summer Zone 7(10°)	○ ♀ ♀
pinifolius 'Mersea's Yellow' <i>Pine Leaf</i> *Native & Waterwise* •The evergreen, needle-like foliage grows on short, shrubby, compact plants. The yellow trumpet shaped flowers are 3/4" long.	H10-12" W10-16"	Mid Summer-Fall Zone 4(-30°)	○ ● ♂ ♀ ▲
pinifolius 'SteppeSuns <i>Sunset Glow</i> •Steppe means semiarid region. This plant is decidedly smaller than many other penstemons. Produces soft orange flowers.	H12-18" W18-24"	Mid Summer-Fall Zone 4(-30°)	○ ● Ⓢ ♀ ♀
pseudospectabilis <i>Coconino County</i> *Native & Waterwise* •Showy, hot pink, 2" flowers are contrasted by triangular, blue-green, serrated foliage.	H36-60" W12-18"	Late Spring Zone 4(-30°)	○ ● ♂ ♀ ▲
rostriflorus <i>Bridges Beardtongue</i> *Native & Waterwise* •Scarlet nodding flowers at the end of slender, dark green stems, with narrow green leaves. Plant Select	H24-36" W14-18"	Late Spring Zone 4(-30°)	○ ● ♂ ♀ ▲



strictus Rocky Mountain Beardtongue *Native & Waterwise* •Purple-blue flowers with a mat of shiny, evergreen leaves.	H24-30" W24-36"	Late Spring Zone 3(-40°)	
venustus Venus Beardtongue *Native & Waterwise* •The leaves are dark green and finely serrated or toothed. The blooms are light violet to violet-purple.	H12-24" W12-16"	Late Spring Zone 3(-40°)	
whippleanus Whipple's Beardtongue *Native & Waterwise* •Foliage is bright green and a thinner texture than most penstemons. Dark purple flowers.	H18-24" W6-12"	Late Spring Zone 3(-40°)	
xylus (tusharensis) 'Tushar Blue' •Prostrate, bonsai-like plants with blue-grey, tiny, round leaves, edged in maroon. They produce violet-blue flowers. These are very rare plants, a true Utah Penstemon.	H4-6" W10-15"	Late Spring-Summer Zone 4(-30°)	
Pristine Series (barbatus var. praecox) Features masses of large tubular flowers on strong upright stems, self branching.			
'Lilac Purple' •Deep purple	H10-12" W10-12"	Early Summer Zone 4(-30°)	
'Blue' •Dark blue	H10-12" W10-12"	Early Summer Zone 4(-30°)	
'Deep Rose' •Dark magenta-pink	H10-12" W10-12"	Early Summer Zone 4(-30°)	
'Pink' •Pink	H10-12" W10-12"	Early Summer Zone 4(-30°)	
Rock Candy Series (barbatus) Small, compact flower spikes			
'Light Pink' •Light pink	H10-12" W10-12"	Summer Zone 5(-20°)	
'Pink' •Bright pink with a white throat.	H10-12" W10-12"	Summer Zone 5(-20°)	
'Ruby' •Deep pink with a white throat.	H10-12" W10-12"	Summer Zone 5(-20°)	
Perovskia Russian Sage Not really a sage at all, but has a very sage-like scent and color. Forms an upright bush of fine-textured grey-green leaves that are fragrant.			
atriplicifolia Russian Sage •Spikes of rich, violet-blue flowers.	H36-48" W24-36"	Late Summer-Fall Zone 4(-30°)	
atriplicifolia 'Blue Jean Baby' •Plant forms a bushy, upright clump of grey-ish leaves that are lacy, fragrant and produce spikes of rich, violet-blue flowers.	H28-34" W32-36"	Late Summer-Fall Zone 4(-30°)	
atriplicifolia 'Blue Steel' •Rich, lavender-blue spikes.	H18-36" W14-27"	Late Summer-Fall Zone 5(-20°)	
atriplicifolia 'Lacey Blue' •Lavender-blue flowers.	H18-24" W18-24"	Late Summer-Fall Zone 5(-20°)	
atriplicifolia 'Prime Time' *NEW* •Lavender blue	H30-36" W24-30"	Late Summer-Fall Zone 4(-30°)	
'Little Lace' •Tidy, compact and textured foliage. Light purple blooms.	H12-14" W12-14"	Late Summer-Fall Zone 5(-20°)	
'Little Spire' •Short, upright habit with small, narrow, grey-green leaves that compliment the long-lived lavender-blue flowers.	H18-24" W24-30"	Late Summer-Fall Zone 5(-20°)	



Phacelia Scorpion Weed

hastata 'Silverleaf' •Erect, stems and leaves are silver with stiff hairs. Lavender flowers are in dense tightly coiled clusters that are bell-shaped. Drought tolerant once established.	H6-24" W18-36"	Late Spring-Early Summer Zone 5(-20°)	○ ● ♻️ ♣️
---	-------------------	--	--------------

Philadelphus Mock Orange

lewisii 'Lewis' *Native & Waterwise* •Large, woody, erect and spreading shrub with many stems and branches. Stems have fragrant white flowers that have yellow stamens.	H36-108" W96-120"	Late Spring Zone 4(-30°)	○ ● ▲
---	----------------------	-----------------------------	-------

Phlox

interspecific 'Woodlander Lilac' •Large, abundant flowers of pink, lavender and white. Evergreen groundcover.	H6-9" W12-15"	Early Spring Zone 4(-30°)	○ ● ♻️ ⓧ
---	------------------	------------------------------	-------------

interspecific 'Woodlander Pink' •Large dark pink flowers. Evergreen groundcover.	H6-9" W12-15"	Early Spring Zone 4(-30°)	○ ● ♻️ ⓧ
--	------------------	------------------------------	-------------

interspecific 'Woodlander Rose' •Large lighter pink flowers with a dark eye. Evergreen groundcover.	H6-9" W12-15"	Early Spring Zone 4(-30°)	○ ● ♻️ ⓧ
---	------------------	------------------------------	-------------

Ka-Pow Series (paniculata) Garden Phlox Excellent uniform branching with a compact habit. Mildew resistant and longer than normal bloom time compared with other paniculatas.

'Lavender' •Medium rosy-lavender.	H16-18" W14-16"	Summer Zone 4(-30°)	○ ♻️ ⓧ
---	--------------------	------------------------	--------

'Pink' •Dark rosy pink.	H16-18" W14-16"	Summer Zone 4(-30°)	○ ♻️ ⓧ
-----------------------------------	--------------------	------------------------	--------

'Purple' •Purplish pink.	H16-18" W14-16"	Summer Zone 4(-30°)	○ ♻️ ⓧ
------------------------------------	--------------------	------------------------	--------

'White' •Solid white.	H16-18" W14-16"	Summer Zone 4(-30°)	○ ♻️ ⓧ
---------------------------------	--------------------	------------------------	--------

'White Bicolor' •White with a dark rosy eye.	H16-18" W14-16"	Summer Zone 4(-30°)	○ ♻️ ⓧ
--	--------------------	------------------------	--------

Sweet Summer Series (paniculata) Large, fragrant blooms. This series has a strong disease resistance.

'Pink With Eye' •Light pink with a darker pink eye.	H18-24" W12-18"	Summer Zone 4(-30°)	○ ♻️
---	--------------------	------------------------	------

'Purple Bicolor' •White with a lavender purple edge.	H18-24" W12-18"	Summer Zone 4(-30°)	○ ♻️
--	--------------------	------------------------	------

'Red' •Dark red.	H18-24" W12-18"	Summer Zone 4(-30°)	○ ♻️
----------------------------	--------------------	------------------------	------

'Salmon Orange Dark Eye' •Light salmon petals with a darker eye.	H18-24" W12-18"	Summer Zone 4(-30°)	○ ♻️
--	--------------------	------------------------	------

'Snow White' •Solid white.	H18-24" W12-18"	Summer Zone 4(-30°)	○ ♻️
--------------------------------------	--------------------	------------------------	------

Creeping Phlox These plants are short, semi-evergreen ground covers. They become semi-woody with age. They have a prostrate mat growth habit. The flowers cover the entire plant.

subulata 'Amazing Grace' •White with a dark pink center.	H4-6" W12-18"	Early Spring Zone 4(-30°)	○ ● ♻️
--	------------------	------------------------------	--------

subulata 'Candy Stripe' •Pink with white stripes.	H4-6" W12-18"	Early Spring Zone 4(-30°)	○ ● ♻️
---	------------------	------------------------------	--------

subulata 'Crimson Beauty' •Bright, rosy-red flowers; medium-fast growth rate.	H4-6" W12-18"	Early Spring Zone 4(-30°)	○ ● ♻️
---	------------------	------------------------------	--------



subulata 'Drummon's Pink' •Deep green foliage with a tighter form and larger flowers. Produces dark pink flowers that are lightly fragrant.	H4-6" W12-18"	Early Spring Zone 4(-30°)	○ ● ♀
subulata 'Emerald Blue' •Delicate, lavender-blue flowers with dark-green, glossy foliage.	H4-6" W12-18"	Early Spring Zone 4(-30°)	○ ● ♀
subulata 'Emerald Cushion Blue' •Masses of pale, lavender-blue flowers with a blue eye.	H4-6" W12-18"	Early Spring Zone 4(-30°)	○ ● ♀
subulata 'Emerald Pink' •Compact, long flowering plant of pink flowers with a hot pink eye and dark-green, glossy foliage.	H4-6" W12-18"	Early Spring Zone 4(-30°)	○ ● ♀
subulata 'Eye Candy' *NEW* •Pink with dark pink eye	H4-6" W18-20"	Early Spring Zone 4(-30°)	○ ● ♀
subulata 'Eye Caramba' *NEW* •Pink with pink eye	H4-6" W30-32"	Early Spring Zone 4(-30°)	○ ● ♀
subulata 'Eye Shadow' •Light purple with purple eye	H4-6" W18-20"	Early Spring Zone 4(-30°)	○ ● ♀
subulata 'Fort Hill' •Slightly fragrant, deep pink petals with a dark eye.	H4-6" W12-18"	Early Spring Zone 4(-30°)	○ ● ♀
subulata 'Millstream Daphne' •Forms a tight, compact mound completely covered in hot pink flowers with a darker pink eye.	H4-6" W12-18"	Early Spring Zone 4(-30°)	○ ● ♀
subulata 'Phlox Trot Pink' •Pink	H4-6" W14-18"	Early Spring Zone 4(-30°)	○ ● ♀
subulata 'Purple Beauty' •Forms a tight, compact mound completely covered in light purple flowers.	H4-6" W12-18"	Early Spring Zone 4(-30°)	○ ● ♀
subulata 'Red Wing' •Deep crimson flowers have dark centers.	H4-6" W12-18"	Early Spring Zone 4(-30°)	○ ● ♀
subulata 'Ronsdorfer Beauty' •Soft rose with a dark center.	H4-6" W12-18"	Early Spring Zone 4(-30°)	○ ● ♀
subulata 'Scarlet Flame' •Vibrant red.	H4-6" W12-18"	Early Spring Zone 4(-30°)	○ ● ♀
subulata 'Snowflake' •Compact, short, tight, rounded cushion of pure white flowers.	H4-6" W12-18"	Early Spring Zone 4(-30°)	○ ● ♀
GoldiPhlox Series These phlox range in form from low creeping alpines to tall border plants.			
'Cherry' *NEW* •Pink	H3-8" W12-18"	Early Spring Zone 3(-40°)	○
'Light Blue' •Sky Blue	H4-6" W12-24"	Early Spring Zone 3(-40°)	○
'Rose' *NEW* •Rose pink	H4-6" W12-24"	Early Spring Zone 3(-40°)	○
'White' *NEW* • Snow white	H4-6" W12-24"	Early Spring Zone 4(-30°)	○
Physocarpus Mallow Ninebark Vase-shaped, deciduous shrub with exfoliating bark and foliage.			
malvaceous 'Mallow Ninebark' •Clustered white blooms with yellow centers. Fall foliage ranges from intense red to subtle rose-brown.	H36-54" W24-36"	Summer Zone 4(-30°)	○ ● ♀

Physostegia Obedient Plant Plants have tall wand-like spikes of flowers that can be positioned the way an arranger likes and they'll hold that shape, hence the name 'Obedient Plant'. Leaves and flowers grow on distinctly square stems.

virginiana 'Autumn Carnival' •Tall spikes of rich pink, tubular blooms on sturdy square stems with light green foliage.	H24-36" W12-18"	Summer Zone 5(-20°)	☉ ☽ 🦋 ☪ 🐇 ✂
virginiana 'Crystal Peak White' •Dwarf variety that has a dense, well-branched habit. It has large, dense flower heads of white that do not fade or brown as they age.	H16-18" W12-24"	Late Summer-Fall Zone 3(-40°)	☉ ☽ 🦋 ☪ 🐇 ✂
virginiana 'Miss Manners' •The stiff, square stems end in dense spikes of pure white, snapdragon-like flowers. Clump forming and doesn't spread throughout the garden.	H20-24" W18-24"	Late Summer-Fall Zone 4(-30°)	☉ ☽ 🦋 ☪ 🐇 ✂

Platycodon Balloon Flower Long-lived and trouble free. Interesting balloon-like buds which burst into star-shaped flowers.

Astra Series (grandiflora) These plants have a compact, uniform habit, exceptional branching with thick flower petals. The dwarf plants have flowers that measure 1 1/2 to 2 1/2" across.

'Blue' •Thick flower petals make for long-lasting periwinkle blue blossoms.	H8-10" W8-16"	Summer Zone 4(-30°)	☉ ☽ 🐇
'Pink' •Soft pink blooms. Will re-bloom if deadheaded.	H8-10" W8-16"	Summer Zone 4(-30°)	☉ ☽ 🐇
'Semi-Double Blue' •Semi-double dark blue.	H8-10" W8-16"	Summer Zone 4(-30°)	☉ ☽ 🐇
'Semi-Double Pink' •Semi-double pink.	H8-10" W8-16"	Summer Zone 4(-30°)	☉ ☽ 🐇
'Semi-Double White' •Semi-double white.	H8-10" W8-16"	Summer Zone 4(-30°)	☉ ☽ 🐇
'White' •Pure white blooms.	H8-10" W8-16"	Summer Zone 4(-30°)	☉ ☽ 🐇


Pop Star Series Produces giant star-shaped flowers

'Blue' •Blue	H6-8" W10-12"	Summer Zone 3(-40°)	☉ ☽ 🦋 🐇
'Pink' •Pale Pink	H6-8" W10-12"	Summer Zone 3(-40°)	☉ ☽ 🦋 🐇
'White' •Pure white	H6-8" W10-12"	Summer Zone 3(-40°)	☉ ☽ 🦋 🐇






Polemonium Jacob's Ladder Distinctive divided leaves consisting of delicate leaflets are displayed as a ladder effect on either side of the stems.

boreale 'Heavenly Habit' •Forms a neat compact clump of glossy, fern-like green foliage topped by fragrant blue blossoms with a yellow halo and white eye.	H10-12" W12-18"	Summer Zone 4(-30°)	☉ ☽ 🦋 🐇 ✂
caeruleum 'Brize d'Anjou' •Violet-blue with green and white variegated foliage.	H16-24" W8-18"	Summer Zone 4(-30°)	☉ ☽ 🦋 🐇 ✂
pulcherrimum 'Golden Feathers' •Show-stopping color for a shade garden with this exciting golden variegated variety. Bluish-purple flowers are a bonus in the late spring to summer months.	H6-8" W12-18"	Late Spring-Summer Zone 5(-20°)	☽ 🌑 🦋
reptans 'Stairway to Heaven' •Light blue with green and white variegated foliage.	H12-24" W8-18"	Summer Zone 4(-30°)	☉ ☽ 🦋 🐇 ✂
reptans 'Touch of Class' •Fine texture of lacy variegated foliage that forms a low mound. The foliage is green with a narrow bright white edge. Pink buds open to pale blue flowers.	H10-14" W12-16"	Late Spring-Summer Zone 3(-20°)	☉ ☽ 🦋 🐇 ✂





Polygonatum *Solomon's Seal*

odoratum 'Variegatum' •A spreading clump of arching stems, with lance-shaped, cream-edged leaves and small clusters of slightly fragrant, green-tipped, cream flowers in late spring and early summer. All parts of this plant may cause discomfort if ingested by humans. Prefers moist soils but can tolerate dry soils. Fragrant	H20-36" W9-12"	Late Spring-Summer Zone 3(-40°)	
---	-------------------	------------------------------------	---









Potentilla *Cinquefoil* Flowers develop on new growth, cut back each year for more blooms. Wild rose-shaped flowers. Strawberry-like foliage.

'Arc-en-Ciel' •Orange-red with a double flower.	H12-18" W10-12"	Early Summer Zone 4(-30°)	
'Mont d'Or' •Large golden, semi-double flowers with dark green toothed foliage.	H18-24" W18-24"	Early Summer Zone 4(-30°)	
nepalensis 'Ron McBeath' •Pink with a crimson center.	H10-12" W12-24"	Early Summer Zone 3(-40°)	
'Red Giant' •Large red flowers above dark green foliage.	H12-14" W12-24"	Early Summer Zone 3(-40°)	
tonguei 'Staghorn Cinquefoil' •Apricot with a deep red center.	H12-16" W12-16"	Early Summer Zone 4(-30°)	


Primula *Primrose* Plant in moist, well drained soils. Great for shaded borders. Fully double, fragrant flowers in rich colors bloom profusely throughout the season.

vulgaris 'Oakleaf Blue' •Deep blue with yellow eye	H6-12" W6-12"	Spring Zone 5(-20°)	
vulgaris 'Oakleaf Magenta' •Oak shaped leaves with star shaped flowers. Has a long bloom period starting in late winter. The flowers bloom magenta with a yellow eye.	H6-12" W6-12"	Spring Zone 5(-20°)	
vulgaris 'Oakleaf White' •White with yellow eye	H6-12" W6-12"	Spring Zone 5(-20°)	
vulgaris 'Oakleaf Yellow Picotee' •Vigorous with a compact habit and extended bloom time. Flowers are yellow with a red edge that rise over oak shaped leaves.	H12-18" W12-14"	Spring Zone 5(-20°)	

Belarina Series

'Blue Ripples' •Fully double violet blue flowers with a white center and margin.	H8-12" W8-12"	Spring Zone 5(-20°)	
'Cream' •Creamy white.	H8-12" W8-12"	Spring Zone 5(-20°)	
'Mandarin' •Orange	H6-10" W6-8"	Spring Zone 5(-20°)	
'Prima Carmen' •Large, double, highly fragrant flowers.	H8-12" W12-14"	Spring Zone 5(-20°)	
'Prima Goldie' •Beautiful compact double bright yellow double flowers.	H8-12" W12-14"	Spring Zone 5(-20°)	
'Pink Champagne' •Pale pink with pale yellow center	H8-12" W12-14"	Spring Zone 5(-20°)	
'Spring Sun' •Large bright double yellow flowers.	H8-12" W12-14"	Spring Zone 5(-20°)	
'Valentine' •Intense red.	H8-12" W8-12"	Spring Zone 5(-20°)	

Prunella *Self Heal* Short, upright plant with medium green foliage and snapdragon-like flowers. Very low maintenance and evergreen.

grandiflora 'Bella Blue' •Dark blue flowers appear on a dense, mounding mat.	H6-8" W8-10"	Early Summer Zone 5(-20°)	
--	-----------------	------------------------------	---



Psephellus Persian Cornflower			
simplicicaulis 'Bellina Pink' •Formerly known as Centaurea. This well behaved clumping groundcover has fuzzy pin-cushion flowers from spring through summer. Xeric and drought tolerant once established.	H5-10" W10-12"	Spring-Summer Zone 5(-20°)	○ ● ☀
Pterocephalus Pincushion Flower			
depressus Moroccan Pincushion Flower •A mat of attractive grey-green, crinkled leaves and blooms large, mauve-pink flowers followed by furry, silver-pink seed heads.	H1-2" W14-18"	Late Spring Zone 5(-20°)	○ ☀
Pulmonaria Lungwort A fine mildew resistant plant with a super strong upright habit. Heat and humidity tolerant. Leaves give rise to profuse clusters of flowers.			
'Raspberry Splash' •Raspberry blooms with silver spotting on dark green, fuzzy foliage.	H8-12" W18-24"	Spring Zone 4(-30°)	● ● ☀
'Shrimps on the Barbie' •Amazing number of large, deep, shrimp-pink flowers; foliage is green with prominent white spots.	H6-18" W18-24"	Spring Zone 4(-30°)	● ● ☀
'Silver Bouquet' •Large coral to pink to violet flowers. It has very short stems from flower to foliage. Spectacular silver foliage.	H8-10" W14-22"	Spring Zone 4(-30°)	● ● ☀
'Trevi Fountain' •Cobalt blue with silver spotting on dark green, fuzzy foliage.	H8-12" W18-24"	Spring Zone 4(-30°)	● ● ☀
Pulsatilla Pasque Flower These plants grow ornamental clumps of low growing, deeply cut, silky, hairy green leaves. Bell shaped solitary flowers appear atop thick stems before the foliage emerges. Foliage begins to grow as the flowers fade. Blooms are replaced by silvery, downy seedheads which are quite showy. Doesn't like to be transplanted.			
vulgaris Pasque Flower •Wine-purple with yellow centers.	H6-10" W8-18"	Early Spring Zone 4(-30°)	○ ● ☀
Purshia Butterbrush			
mexicana Cliffrose *Native & Waterwise* •White, fragrant flowers with yellow stamens and tiny, blue-green leaves that are sticky to the touch. Great Basin native. Prefers dry, rocky soil.	H96-240" W36-60"	Spring-Summer Zone 4(-30°)	○ ☀ ▲
Ranunculus The bowl-shaped, tightly packed petals are reminiscent of tissue paper flowers.			
asiaticus 'Sprinkles Dwarf Mix' •Compact round habit showing large displays of varying colors.	H8-10" W4-5"	Early Spring Zone 8(10°)	○ ● ✂
Ratibida Mexican Hat			
columnifera var. pulcherrima Red Midget *Native & Waterwise* •Blooms have reddish-bronze petals that are on a slender cone. Green airy foliage. Heavy reseeder that needs very little water.	H12-24" W18-24"	Summer Zone 4(-30°)	○ ☀
Rhus Sumac			
aromatica Gro Low Fragrant Sumac *Native & Waterwise* •A low spreader with glossy green foliage and superb orange-red color. A low maintenance groundcover.	H18-24" W60-96"	Spring Zone 3(-40°)	○ ● ☀
trilobata 'Autumn Amber' Prostrate Sumac •This prostrate form has a trailing habit. This extremely cold hardy plant covers a lot of ground and is useful for erosion control. The fall foliage is spectacular, displaying various shades of orange and red. Clusters of yellow flowers emerge in the spring before the plant leafs out.	H10-14" W60-72"	Late Spring Zone 3(-40°)	○ ● ☀
trilobata 'Three Leaf' Oakleaf Sumac •This is a 3-season show as it goes from small yellowish flowers in the spring, to glossy, 3-lobed aromatic leaves in the summer, to orange to purplish fall hues, followed by round winter berries dressed in deep red velvet. The leaves have a strong odor when crushed, leading to another common name, Skunkbush Sumac.	H36-48" W72-94"	Spring Zone 4(-30°)	○ ● ☀

Rudbeckia *Black-eyed Susan* These easy-to-grow perennials have golden, daisy-like flowers with black or purple centers. Rudbeckia's bright, summer-blooming flowers give the best effect when planted in masses in a border or wildflower meadow. Some species also have attractive grey-green foliage. In general, Rudbeckias are relatively drought-tolerant and disease-resistant.

'Denver Daisy' •Yellow with a bronze center.	H18-28" W10-24"	Summer-Early Fall Zone 5(-20°)	○ ✂ ✂
fulgida 'American Gold Rush' •Yellow-gold with dark cones bloom in summer. Deadhead spent flowers to encourage additional blooms.	H18-26" W24-40"	Summer Zone 4(-30°)	○ ○ ✂ ✂ ✂
fulgida 'Goldsturm' •Long season of bloom and a sturdy, upright habit. The gold daisy-like flowers have a distinct dark brown central cone and are held on branching stems.	H18-30" W18-24"	Summer-Early Fall Zone 3(-40°)	○ ✂ ✂ ✂ ✂
fulgida 'Little Goldstar' •Dwarf variety with similar characteristics to Goldsturm, but flowering yellow. This variety is well branched and compact, only reaching knee height.	H14-16" W14-16"	Summer-Early Fall Zone 3(-40°)	○ ✂ ✂ ✂ ✂
lacinata' Cutleaf Coneflower •Yellow petals with green cones. Appropriate for large sites. Can spread aggressively by underground stems. Divide clumps to control growth. Remove spent blooms to encourage a fall rebloom.	H24-108" W18-36"	Summer-Fall Zone 3(-40°)	○ ○ ✂
triloba 'Blackjack Gold' •Rounded petals of yellow-gold with a black cone.	H24-36" W18-24"	Summer-Early Fall Zone 3(-40°)	○ ✂ ✂
triloba 'Prairie Glow' •Mixed shades of red and orange with golden tips.	H24-40" W12-18"	Summer-Fall Zone 4(-30°)	○ ✂ ✂

Sunbeckia Series This series is known for its large flowers and long-lasting blooms.

'Carolina' *NEW* •Golden	H14-16" W14-16"	Summer Zone 7(0°)	○ ○ ✂ ✂
'Juliana' *NEW* •Yellow	H14-16" W14-16"	Summer Zone 7(0°)	○ ○ ✂ ✂
'Laura' *NEW* •Golden yellow	H14-18" W12-16"	Summer Zone 7(0°)	○ ○ ✂ ✂
'Luna' *NEW* •Deep gold with yellow tips	H14-18" W12-16"	Summer Zone 7(0°)	○ ○ ✂ ✂
'Maya' *NEW* •Yellow with dark yellow eye	H14-18" W12-16"	Summer Zone 7(0°)	○ ○ ✂ ✂
'Mia' *NEW* •Dusty orange with yellow tips	H14-18" W12-16"	Summer Zone 7(0°)	○ ○ ✂ ✂
'Sophia' •Large yellow flowers with a dark cone.	H14-16" W14-16"	Summer Zone 7(0°)	○ ○ ✂ ✂

Sagina Moss An extremely popular groundcover plant. This forms a very low moss-like carpet that produce tiny white flowers. Excellent for filling in between the cracks of flagstone paving or in the rock garden.








subulata 'Aurea' Scotch Moss •White flowers with bright lime-green foliage.	H2-4" W14-18"	Late Spring Zone 4(-30°)	○ ○
subulata Irish Moss •White flowers with dark green foliage.	H2-4" W14-18"	Late Spring Zone 4(-30°)	○ ○





















Salvia Sage Large and diverse group of hardy and tender perennials, annuals and herbs. Fairly drought tolerant. Bright tubular flowers form on large showy spikes. Foliage is usually aromatic.

greggii 'Furmann's Red' •Soft green leaves back the loose clusters of magenta-red flowers.	H18-24" W12-18"	Summer Zone 5(-20°)	○ ♀
greggii 'Wild Thing' •Stunning coral-pink blooms with dark green foliage.	H16-20" W12-14"	Summer Zone 6(-10°)	○ ♀
nemerosa 'Blue By You' •Deep violet-blue flowers and first-year flowering. Compact, heavy repeat blooming with deadheading.	H18-20" W18-20"	Early Summer Zone 4(-30°)	○ ♀ ✂️ 🦌
nemerosa 'Blauhugel' Blue Hills •Light blue	H16-20" W18-24"	Summer Zone 4(-30°)	○ ♀ 🦌
nemerosa 'Caradonna' •This variety has a rigidly upright habit and dark purple flower stems which accentuate the bright violet-blue flowers.	H18-24" W12-24"	Summer Zone 3(-40°)	○ ♀ 🦌
nemerosa 'Caramia' •Dark stems produce dark blue blooms. Compact, upright habit with good branch structure. Flowers in its first year.	H14-18" W6-10"	Summer Zone 4(-30°)	○ ♀ 🦌
nemerosa 'Mainacht' May Night •Produces dense spikes of deep violet-purple flowers.	H18-24" W18-24"	Summer Zone 3(-40°)	○ ♀ 🦌
nemerosa 'Marcus' •A dwarf salvia with deep rich purple color, outstanding compact habit and incredible bloom time.	H10-12" W8-12"	Summer Zone 3(-40°)	○ ♀ 🦌
nemerosa 'Ostfriesland' East Friesland •Heavy flowering of vivid violet-purple spikes over a nicely textured leaf.	H16-24" W8-18"	Summer Zone 3(-40°)	○ ♀ 🦌
nemerosa 'Sallyrosa April Night' • Dark purple blooms. Blooms earlier and longer than others of its species. Dwarf variety that is strong, drought and mildew-tolerant.	H12-14" W12-14"	Summer-Fall Zone 5(-20°)	○ ♀ 🦌
nemerosa 'Schneehugel' Snow Hill •An exceptionally long bloomer with numerous spikes of bright white flowers set against grey-green foliage.	H12-18" W12-18"	Summer Zone 3(-40°)	○ ♀ 🦌
officinalis 'Silver Scent' *NEW* •Lilac blue	H21-24" W31-34"	Summer Zone 5(-20°)	○ ♀ 🦌
pachyphylla Mojave Sage *Native & Waterwise* •Intensely aromatic evergreen foliage. Silver-green leaves set off persistent mauve bracts that surround a rose flower.	H30-36" W24-36"	Summer-Fall Zone 5(-20°)	○ 🌙 🦌 🦌 🦌
Marvel Series (nemerosa) This series flaunts ultra large flowers.			
'Blue' •Large spikes of deep blue flowers.	H12-18" W12-18"	Summer Zone 4(-30°)	○ ♀ ✂️ 🦌
'Sky Blue' •Light blue flowers that require little to no maintenance.	H12-16" W12-18"	Summer Zone 4(-30°)	○ ♀ ✂️ 🦌
Sambucus Elderberry			
cerulea 'Blue Elderberry' *Native & Waterwise* •Develops dark blue-red berry clusters in fall. Adapts to most soils, easy to grow. A coarse species of elder sometimes approaching the size and habit of a tree, normally with several stems from the base. Bloom time April to June. The leaves, green fruits and stems are poisonous.	H180-300" W100-120"	Late Spring-Summer Zone 4(-30°)	○ 🌱
Santolina			
virens 'Lemon Fizz' •Chartreuse mounds of fragrant foliage with bright yellow flowers. Compact rounded habit.	H12-18" W12-24"	Summer Zone 6(-10°)	○ 🌙 🦌





















Saponaria Soapwort Thick, oval, dark green leaves covered with single flowers. Called soapwort because crushing the leaves in water forms a lather that once was used as a soap.

lempergii 'Max Frei' •Compact with branched, trailing stems of soft, blue-green oval leaves. Clusters of pink flowers cover the plant.	H8-16" W12-16"	Summer Zone 3(-40°)	   
ocymoides 'Soapwort' •Plant forms a nice carpet of semi-evergreen foliage and produces small sprays of pink flowers.	H4-12" W18-24"	Spring Zone 4(-30°)	  

Saxifraga Rockfoil They are evergreen and form a dense mat of rosettes. Often used in rock gardens.

'Rocco Red' •Uniform plant size, vigorous, shorter stemmed red flowers.	H3-5" W6-8"	Spring Zone 4(-30°)	  
Touran Series (arendsii) This series offers a nice compact habit combined with an abundance of flowers.			
'Deep Red' •Red flowers open from tiny buds on compact, green foliage that makes a great backdrop for short flower stems.	H2-6" W6-12"	Spring Zone 5(-20°)	  
'Limegreen' •Forms a low evergreen mound of bright green leaves, bearing short stems of up-facing, cup-shaped, white/cream flowers.	H4-6" W6-12"	Spring Zone 4(-30°)	  
'Pink' •Forms a low evergreen mound of bright green leaves, bearing short stems of up-facing, cup-shaped, bright pink flowers.	H2-6" W6-12"	Spring Zone 5(-20°)	  
'Scarlet' •Bright green leaves bearing short stems of up-facing, cup-shaped, scarlet-red flowers.	H2-6" W6-12"	Spring Zone 5(-20°)	  
'White' •Low mound of bright green leaves bearing short stems of up-facing, cup-shaped, white flowers.	H2-6" W6-12"	Spring Zone 5(-20°)	  

Scabiosa Pincushion Excellent border plant with soft green foliage. Flower stamens protrude, inspiring the name "Pincushion Flower". Exceptionally long blooming.

columbaria 'Blue Note' •Low mound of lacy, grey-green leaves bearing a very long display of small, button-shaped, soft lavender-blue flowers.	H8-10" W8-12"	Summer Zone 5(-20°)	   
columbaria 'Butterfly Blue' •Lavender-blue flowers sit atop wiry stems which hover over the short mound of ferny, basal foliage.	H12-18" W12-18"	Summer Zone 5(-20°)	   
columbaria 'Flutter Vivid Violet' •Large vivid violet flowers bloom on wiry stems with low, mounding, mildew-resistant foliage.	H12-18" W12-18"	Summer Zone 5(-20°)	   
columbaria 'Pink Mist' •Pink flowers with a hint of lavender are borne atop wiry stems. They hover over the short mound of ferny basal foliage. This is a reliable, long-blooming selection.	H12-18" W12-18"	Summer Zone 5(-20°)	   
japonica 'Ritz Rose' •Delicate rosy pink pincushion flowers bloom over glossy green leaves.	H6-8" W6-8"	Summer Zone 5(-20°)	   

Sedum *Creeping Stonecrop* Fleshy succulent plants suited to the sunny rock garden or border. Extensive choice of foliage types, heights and colors.

album 'Coral Carpet' •Pink flowers with coral and green foliage.	H2-6" W12-18"	Late Summer-Fall Zone 4(-30°)	○ ♀ ☞
cauticola <i>Lidakense</i> •Rounded, blue-grey leaves. Pink flowers are produced which age to carmine-red.	H2-4" W8-12"	Late Summer-Fall Zone 4(-30°)	○ ♀ ☞
dasyphyllum <i>Major</i> •White flowers with silver-blue foliage.	H2-4" W8-12"	Late Summer-Fall Zone 4(-30°)	○ ♀ ☞
globosum 'Old Man Bones' •Yellow flowers with dark green, globular, puffed foliage.	H2-4" W8-12"	Late Summer-Fall Zone 4(-30°)	○ ♀ ☞
'Green Ball' •Light green round foliage.	H2-4" W8-12"	Late Summer-Fall Zone 4 (-30°)	○ ♀ ☞
hakonense 'Chocolate Ball' •Chocolate red foliage.	H2-6" W12-18"	Late Summer-Fall Zone 4(-30°)	○ ♀ ☞
'Little Missy' •Pink flowers with a green and white variegation.	H2-4" W8-12"	Late Summer-Fall Zone 4(-30°)	○ ♀ ☞
'Little Miss Sunshine' •Dark green, glossy foliage with yellow flowers.	H6-8" W18-20"	Late Spring-Summer Zone 3(-40°)	○ ♀ ☞
lydium 'Mossy' •Succulent, evergreen leaves turn bronzy-red in fall Clusters of white flowers appear in early summer.	H2-4" W8-12"	Late Summer-Fall Zone 3(-40°)	○ ♀ ☞
makinoi 'Ogon' •Yellow flowers with gold foliage.	H2-4" W12-18"	Late Summer-Fall Zone 4(-30°)	○ ♀ ☞
pachycados <i>Creeping Stonecrop</i> •Blue-green rosettes. Foliage edges are notched and scalloped. Tiny white star-shaped flowers appear in summer.	H2-3" W12-14"	Summer Zone 5(-20°)	○ ♀ ☞
'Red Canyon' •Low growing, with vibrant red-violet color and light pink flowers.	H4-6" W14-18"	Late Summer-Fall Zone 5(-20°)	○ ♀ ☞
reflexum 'Blue Spruce' •Yellow flowers with silvery-blue foliage.	H8-10" W18-24"	Late Summer-Fall Zone 4(-30°)	○ ♀ ☞
rupestre 'Angelina' •Golden yellow foliage.	H2-6" W12-24"	Late Summer-Fall Zone 4(-30°)	○ ♀ ☞
rupestre 'Lemon Ball' •Yellow needle-like foliage. Produces yellow flowers.	H3-6" W10-12"	Late Summer-Fall Zone 3(-40°)	○ ♀ ☞
rupestre 'Prima Angelina' •This variety has a denser, more compact habit. The needle-shaped leaves are more vivid golden color than Angelina.	H3-6" W6-8"	Late Summer-Fall Zone 4(-30°)	○ ♀ ☞
rupestre 'Silver' •Yellow flowers with silver foliage.	H2-4" W10-12"	Late Summer-Fall Zone 4(-30°)	○ ♀ ☞
sediforme 'Turquoise Tails Blue' •Creamy yellow flowers with blue foliage.	H4-6" W8-12"	Late Summer-Fall Zone 4(-30°)	○ ♀ ☞
sieboldii 'Aureo Mediovariegata' •Pink flowers with blue and yellow variegated foliage.	H6-8" W8-18"	Late Summer-Fall Zone 4(-30°)	○ ♀ ☞
spathulifolium 'Cape Blanco' •Brilliant silvery leaves make this a standout groundcover in a rock garden or cascading over a rock wall. Clusters of tiny yellow flowers contrast nicely with the bright foliage.	H2-4" W9-18"	Late Summer-Fall Zone 4(-30°)	○ ♀ ☞
spurium 'Dragon's Blood' •Deep-red flower buds open to brilliant pink with green foliage tinged with red margins in summer. Leaves will turn red with cooler temperatures in fall.	H3-4" W8-10"	Late Summer-Fall Zone 4(-30°)	○ ♀ ☞
spurium 'Red Carpet' •Carmine red flower with burgundy foliage.	H2-6" W12-18"	Late Summer-Fall Zone 4(-30°)	○ ♀ ☞



spurium 'Ruby Mantle' •Pink flower with burgundy foliage.	H2-6" W12-18"	Late Summer-Fall Zone 4(-30°)	○ ♣ ⊗
spurium 'Summer Glory' •Pink flower with dark green foliage.	H2-6" W12-18"	Late Summer-Fall Zone 4(-30°)	○ ♣ ⊗
spurium 'Tri-Color' •Pink flowers with a white and green variegated foliage.	H2-6" W12-18"	Late Summer-Fall Zone 4(-30°)	○ ♣ ⊗
spurium 'Voodoo' •Rose flower with dark purple foliage.	H2-6" W12-18"	Late Summer-Fall Zone 4(-30°)	○ ♣ ⊗
'Steel the Show' •A low, spreading plant that forms a solid mat of bright blue-green foliage.	H6-8" W14-16"	Late Summer-Fall Zone 3(-40°)	○ ♣ ⊗
takesimense 'Atlantis' •Low growing, clumping succulent with bright green and cream variegated foliage. Yellow flowers.	H4-6" W10-12"	Late Summer-Fall Zone 4(-30°)	○ ♣ ⊗
Sunsparkler Series This series boasts attractive succulent foliage, early fall flowering and extended bloom time. These groundcover Sedums grow larger flower clusters.			
'Cherry Tart' •Pink flowers with dark red foliage.	H6-12" W8-18"	Late Summer-Fall Zone 4(-30°)	○ ♣ ♣ ⊗
'Dazzleberry' •Raspberry-pink flowers with smokey blue foliage.	H6-12" W8-18"	Late Summer-Fall Zone 4(-30°)	○ ♣ ♣ ⊗
'Firecracker' •Pink flowers with red to green foliage.	H6-12" W8-18"	Late Summer-Fall Zone 4(-30°)	○ ♣ ♣ ⊗
'Jade Tuffet' •A smaller upright Sedum with narrow shiny green leaves, cherry red stems and masses of pink flowers.	H14-18" W8-18"	Late Summer-Fall Zone 4(-30°)	○ ♣ ♣ ⊗
'Lime Twister' •Pink flowers with small lime-green leaves outlined in bright cherry-red.	H6-12" W8-18"	Late Summer-Fall Zone 4(-30°)	○ ♣ ♣ ⊗
'Lime Zinger' •Pink flowers with lime-green foliage.	H6-12" W8-18"	Late Summer-Fall Zone 4(-30°)	○ ♣ ♣ ⊗
Sedum Upright Stonecrop			
'Autumn Charm' •Variegated foliage of green and cream with white buds that open to pink.	H14-18" W14-18"	Late Summer-Fall Zone 4(-30°)	○ ♣ ♣ ⊗
'Autumn Fire' •Rosy red flowers with green foliage.	H12-30" W18-24"	Late Summer-Fall Zone 4(-30°)	○ ♣ ♣ ⊗
'Autumn Joy' •Coppery pink flowers with green foliage.	H12-24" W18-24"	Late Summer-Fall Zone 4(-30°)	○ ♣ ♣ ⊗
'Class Act' •Mound of green succulent foliage topped with large, deep carmine-pink flower clusters that age to russet.	H18-23" W18-23"	Late Summer-Fall Zone 4(-30°)	○ ♣ ♣
'Little Miss Sunshine' •Yellow flowers with dark green, glossy foliage.	H6-8" W18-20"	Late Summer-Fall Zone 3(-40°)	○ ♣ ♣
'Mr. Goodbud' •Dark pink flowers with deep blue-green foliage.	H12-18" W18-20"	Late Summer-Fall Zone 4(-30°)	○ ♣ ♣ ⊗
telephium 'Matrona' •Red flowers with grey-green leaves edged in dark pink with purple stems.	H18-24" W12-18"	Late Summer-Fall Zone 4(-30°)	○ ♣ ♣ ⊗
Touchdown Series (telephium) Compact, low habit, with superior vigor and multiple crowns that grow quickly.			
'Teak' •Rose flowers with blue-green foliage.	H6-12" W12-16"	Late Summer-Fall Zone 4(-30°)	○ ♣ ♣ ⊗

Sempervivum *Hen and Chicks* Well-known succulents with evergreen rosettes of leaves surrounded by smaller rosettes known as chicks. After flowering, the mother rosette dies to leave room for the chicks.

arachnoideum 'Cobweb' •Pale green with fine, silvery, web-like hairs.	H2-6" W6-12"	Summer Zone 3(-40°)	○ ♀ ☞
'Black' •Green with dark red tips.	H2-6" W6-12"	Summer Zone 3(-40°)	○ ♀ ☞
'Blue Boy' •Blue-grey with lilac tips.	H2-6" W6-12"	Summer Zone 3(-40°)	○ ♀ ☞
'Borisii' •Round balls of dense rosettes covered in fuzz. Green with purple tips.	H2-3" W2-3"	Summer Zone 3(-40°)	○ ♀ ☞
'Bronco' •Dark green with red tips.	H2-6" W6-12"	Summer Zone 3(-40°)	○ ♀ ☞
'Bronze Pastel' •Oblong to broadly lance-shaped bronze to reddish-brown leaves and leafy stems bearing clusters of pink flowers.	H6-8" W6-8"	Summer Zone 5(-20°)	○ ♀ ☞
'Carmen' •Green with purple tips.	H2-6" W6-12"	Summer Zone 3(-40°)	○ ♀ ☞
'Dea' •Soft green with red tips.	H2-6" W6-12"	Summer Zone 3(-40°)	○ ♀ ☞
'Frosty' *NEW* •Green and pink	H4" W12"	Summer Zone 4(-30°)	○ ♀ ☞
'Jade Rose' •Rose with green tips.	H2-6" W6-12"	Summer Zone 3(-40°)	○ ♀ ☞
'Lavender and Old Lace' •Green with red tips.	H2-6" W6-12"	Summer Zone 3(-40°)	○ ♀ ☞
'Pacific Blue Ice' •Icy blue-green in color, becoming flushed with rose towards the center.	H3-4" W8-12"	Summer Zone 3 (-40°)	○ ♀ ☞
'Reinhardt' •Apple green rosettes with near black tips.	H2-3" W8-12"	Summer Zone 3(-40°)	○ ♀ ☞
'Ruby Heart' •Rosettes of sharply pointed, silvery-blue to blue-green leaves which are flushed rosy red at the base. This color varies by season, intensifying in cold temperatures.	H4-6" W6-8"	Summer Zone 4(-30°)	○ ♀ ☞
'Sunset' •Green with dark tips.	H2-6" W6-12"	Summer Zone 3(-40°)	○ ♀ ☞
'Thunder' •Dark burgundy	H2-6" W6-12"	Summer Zone 3(-40°)	○ ♀ ☞
Chick Charms Series Exemplary colors, forms and hardiness.			
'Appletini' •Bicolor green with dark burgundy tips.	H1-2" W8-12"	Summer Zone 3(-40°)	○ ♀ ☞
'Berry Blues' *NEW* •Blue	H3-6" W3-6"	Summer Zone 3(-40°)	○ ♀ ☞
'Butterscotch Baby' •Red	H3-6" W3-6"	Summer Zone 3(-40°)	○ ♀ ☞
'Cherries Jubilee' •Bright electric cherry red leaves in the spring and intensifies to a deeper red in the hotter months.	H3-4" W5-6"	Summer Zone 3(-40°)	○ ♀ ☞
'Choco Latte' •Dark chocolate with maroon tips.	H3-4" W5-6"	Summer Zone 3(-40°)	○ ♀ ☞
'Cosmic Candy' •Forms large rosettes that are a rich red color early spring into summer with a slightly cob webbed center.	H2-3" W9-12"	Summer Zone 4(-30°)	○ ♀ ☞
'Cranberry Cocktail' •Deep warm burgundy tipped with bright chartreuse-green.	H2-3" W6-8"	Summer Zone 3(-40°)	○ ♀ ☞

'Gold Nugget' •Bicolor gold foliage tipped in red.	H2-3" W8-12"	Summer Zone 3(-40°)	○ ☞ ☹
'Gold Rush' •A mat forming succulent of fleshy ruby-red leaves with bright gold tips. Larger rosettes than Gold Nugget, more open and leaves are thinner.	H2-3" W5-6"	Summer Zone 3(-40°)	○ ☞ ☹
'Lemon Waves' *NEW* •Yellow and red	H3-6" W3-6"	Summer Zone 3(-40°)	○ ☞ ☹
'Mint Marvel' •Bicolor dark green with dark burgundy tips.	H2-3" W8-12"	Summer Zone 3(-40°)	○ ☞ ☹
'Pineapple Paradise' •Gold with red centers.	H2-3" W8-12"	Summer Zone 3(-40°)	○ ☞ ☹
'Powdered Pastry' *NEW* •Red	H3-6" W3-6"	Summer Zone 3(-40°)	○ ☞ ☹
'Strawberry Kiwi' •Green in color with deep burgundy-red tips.	H2-3" W8-12"	Summer Zone 3(-40°)	○ ☞ ☹
'Sugar Shimmer' •Fuzzy light green leaves with red pointed tips.	H2-3" W8-12"	Summer Zone 4(-30°)	○ ☞ ☹
Shepherdia Silver Buffaloberry			
argentea 'Silver Buffaloberry' •A striking plant used either as a small tree or as a hedge. The leaves are bright silver. The flowers are unremarkable, but the small bright, red, edible fruits produced on the female plants, hang on from late summer into fall when they become juicy and sweet.	H72-96" W48-72"	Summer-Fall Zone 3(-40°)	○ ◐ ▲
Silene Catchfly Flowers similar to Lychnis but mostly low growing for rock gardens, walls or edging.			
dioca 'Clifford Moor' •With compact, gold-edged foliage and an abundance of single pink blooms, it provides three-season interest.	H6-12" W12-18"	Summer Zone 5(-20°)	○ ◐ ☞ ☞ ☞
schafta 'Persian Carpet' •More compact and richer flowering than Splendens, producing a carpet of soft pink blooms.	H4-6" W8-12"	Summer Zone 4(-30°)	○ ☞
Solidago Golden Rod A native plant with branching clusters of flowers and deep green foliage. A long, summer blooming plant.			
'Little Lemon' •Lemon yellow blooms over a dark green compact foliage.	H8-14" W12-18"	Late Summer-Fall Zone 4(-30°)	○ ☞ ☹
multiradiata 'Rocky Mountain' Dwarf Goldenrod •Yellow aster-like flowers summer to fall. Groundcover-like growth with upright flowering stems.	H10-12" W12-15"	Summer-Fall Zone 3(-40°)	○ ◐ ☞ ☞ ☹ ▲
rugosa 'Fireworks' •Electric yellow flowers on tall sturdy stems.	H36-48" W24-36"	Fall Zone 4(-30°)	○ ☞ ☞
Sphaeralcea Globemallow			
grossularifolia Gooseberry-leaf Globemallow *Native & Waterwise* •Star-shaped flowers are light orange in color. Deeply divided leaves are a light green.	H18-36" W12-24"	Summer Zone 4(-30°)	○ ☞ ☞ ▲
munroana Munro Globemallow *Native & Waterwise* •Bright-green round toothed foliage on slender stems with numerous five-petaled, salmon-orange flowers on leafy spikes.	H12-24" W18-24"	Summer Zone 4(-30°)	○ ☞ ☞ ▲
Stachys Betony Low spreading mat of woolly silver-grey leaves with spikes of flowers.			
byzantina 'Countess Helen von Stein' •Velvet silver-green foliage.	H12-18" W18-24"	Insignificant Zone 4(-30°)	○ ☹
byzantina 'Little Lamb' *NEW* •Green	H2.5" W12-15"	Summer Zone 4(-30°)	○ ☞ ☹
byzantina 'Silver Carpet' •Woolly silver foliage.	H8-12" W8-18"	Insignificant Zone 4(-30°)	○ ☹



Stanleya Prince's Plume

pinnata Prince's Plume *Native & Waterwise* •Plume-like, showy, yellow flowers. Leaves are silver-green and have a ferny texture.	H12-48" W14-18"	Summer Zone 4(-30°)	○ ♣ ▲
---	--------------------	------------------------	-------

Symphoricarpos Snowberry

oreophilus v utahensis Utah Snowberry *Native* •Low growing, erect and sometimes trailing mountain shrub, with spreading to arching branches.	H36-72" W36-72"	Spring Zone 4(-30°)	○ ● ♣ ▲
---	--------------------	------------------------	---------

Tanacetum Painted Daisy

Lacy fern-like foliage. Daisy-like flowers 2 1/2" wide that bloom on wiry stems.

densum ssp. amani Partridge Feather *Native & Waterwise* •Soft spreading silver-white foliage with feather-like texture and yellow button flowers. Plant Select	H8-10" W8-12"	Early Summer Zone 4(-30°)	○ ♣ ▲
---	------------------	------------------------------	-------

Robinson's Series (coccineum)

These plants have foliage that is bright green and ferny similar to a Yarrow, with upright stems bearing loads of single yellow-eyed daisies.

'Crimson' •Daisy-like scarlet-red flowers with a bright yellow center.	H24-36" W12-18"	Summer Zone 3(-40°)	○ ♣ ✂
--	--------------------	------------------------	-------

'Mix' •Colorful assortment of white, pink and red daisy-like flowers, all with a bright yellow center.	H24-36" W16-20"	Summer Zone 3(-40°)	○ ♣ ✂
--	--------------------	------------------------	-------

Tetraneris (Hymenoxys)

acaulis v. arizonica 'Sol Dancer' *Native & Waterwise* •Produces numerous airy, yellow, daisy-like flowers that suspend above a tuft of light green basal foliage. Requires no deadheading. Sego Supreme	H12-18" W12-14"	Early Spring-Summer Zone 3(-40°)	○ ● ♣ ▲
---	--------------------	-------------------------------------	---------

Teucrium Germander

arosanum 'Majoricum' •Grey-green leaved, evergreen groundcover is very fragrant with a sweet honeysuckle scent. Purple-mauve colored blooms.	H12-18" W24-36"	Late Spring-Summer Zone 4(-30°)	○ ● ♣ 🦌
--	--------------------	------------------------------------	---------

cossonii 'Harlequins Silver' •Silvery green foliage that produces purple flowers.	H6-8" W12-18"	Late Spring-Summer Zone 4(-30°)	○ ● ♣ 🦌
---	------------------	------------------------------------	---------

chamaedrys 'Germander' •Dwarf evergreen shrubby plant with glossy green foliage. Short spikes of rosy purple flowers.	H12-24" W8-10"	Summer Zone 4(-30°)	○ ● ♣
---	-------------------	------------------------	-------

chamaedrys 'Prostratus' •Extremely low-growing. The glossy, dark green leaves are small with serrated margins and produce pink-purple blossoms.	H6-10" W24-36"	Late Spring-Summer Zone 4(-30°)	○ ● ♣
---	-------------------	------------------------------------	-------

Thalictrum Meadow Rue

'Purplelicious' •Purple flower clusters on dark purple stems with fern-like green leaves. Compact growth habit and it's perfect for small gardens.	H12-14" W8-10"	Summer Zone 5(-20°)	○ ● ♣ ✂
--	-------------------	------------------------	---------

Thymus Creeping Thyme Bushy or mat-forming herbs with small aromatic leaves and short spikes of flowers. Creeping habit makes an attractive ground cover.

citriodorus 'Archers Gold' •Pink flowers with gold foliage and a citrus fragrance.	H2-6" W8-12"	Spring-Summer Zone 4(-30°)	○ ♣
citriodorus 'Doone Valley' •Purple flowers with white and green variegated foliage and a citrus fragrance.	H2-6" W8-12"	Spring-Summer Zone 4(-30°)	○ ♣
pseudolanuginosus Woolly •Pink with woolly, silver-grey foliage.	H2-6" W8-12"	Spring-Summer Zone 4(-30°)	○ ♣
serpyllum 'Elfin' •Ornamental herb with purple blooms and tiny evergreen leaves.	H2-6" W12-24"	Spring-Summer Zone 4(-30°)	○ ♣
serpyllum 'Magic Carpet' •Produces pink rounded flower heads with lemon scented foliage.	H2-6" W12-24"	Spring-Summer Zone 4(-30°)	○ ♣
serpyllum 'Pink Chintz' •Salmon-pink flowers cover fuzzy, grey-green leaves.	H2-6" W12-24"	Spring-Summer Zone 4(-30°)	○ ♣

Tradescantia Spiderwort Delightful three-petal flowers atop grass-like foliage.

'Amethyst Kiss' •Large clusters of periwinkle blue flowers with dark yellow stamens; one of the longest blooming Spiderworts.	H12-18" W12-18"	Early Summer Zone 4(-30°)	○ ◐ ♣ ✂
'Bilberry Ice' •Triangular, white blossoms with a fuzzy splash of lavender in the center. The flowers are self-cleaning.	H15-20" W18-20"	Early Summer Zone 4(-30°)	○ ◐ ♣ ✂
'Concord Grape' •Triangular violet-blue flowers with fuzzy purple stamens tipped with golden yellow pollen over blue-green foliage.	H14-20" W18-24"	Early Summer Zone 4(-30°)	○ ◐ ♣ ✂
'Ocean Blue' •Very large, light blue flowers. Fast-growing. Prefers full sun to light shade and moist, rich soil.	H24-30" W24-28"	Early Summer Zone 4(-30°)	○ ◐ ♣ ✂
'Pink Chablis' *NEW* •Pink flowers with ruffled white edges	H14-18" W16-18"	Early Summer Zone 4(-30°)	○ ◐ ♣ ✂

Trifolium Clover Ornamental selection of clover. Makes a nice edging or groundcover.

repens 'Atropurpurea' •A dwarf, prostrate, mat-forming perennial. Deep purple leaves with white flowers that bloom in late spring. Nitrogen fixing plant which is used in crop rotation.	H25-50" W5-12"	Late Spring Zone 4(-30°)	○ ◐ ♣
--	-------------------	-----------------------------	-------

Trollius Globeflower Prefers moist, fertile soil. Use along ponds and water gardens.

chinensis 'Golden Queen' •This selection produces golden-orange, bowl-shaped flowers from late spring into midsummer. They stand in stark contrast against the dark green foliage.	H24-36" W18-24"	Late Spring-Early Summer Zone 3(-20°)	○ ◐ ● ♣ ♣ ✂
europeanus compactus 'Lemon Supreme' •This Trollius is a compact form that stands at about half the height of the species. It forms a tidy compact clump of attractively lobed, dark green, toothed leaves. Plump, rounded, yellow buds open to bright lemon-yellow, bowl-shaped blossoms. This is a spring blooming species that often reblooms in the fall.	H8-12" W8-10"	Mid-Spring Zone 4(-30°)	○ ◐ ● ♣ ♣ ✂
x cultorum 'Alabaster' •This unique selection has semi-double flowers in a wonderful soft butter-yellow shade. Sometimes called Buttercups, flowers will last a few days when cut. Shear plants back after blooming to encourage a flush of new leaves to last through the summer. Clumps may be easily divided in fall or early spring.	H23-27" W16-18"	Late Spring-Early Summer Zone 3(-20°)	○ ◐ ● ♣ ♣ ✂

PERENNIALS



PERENNIAL
FAVORITES

Veronica Speedwell Some plants have upright spikes of flowers, others form low mounds suitable for edging or the rock garden.

austrica 'Venice Blue' Creeping Speedwell •Large bright blue flowers and attractive habit, spires are short but multi-floral.	H10-12" W10-12"	Early Spring Zone 4(-30°)	○ ● ⊕
'Giles Van Hees' •The dwarf, compact, dark green foliage forms a nice mound topped by bright pink flower spikes.	H6-14" W8-12"	Summer Zone 4(-30°)	○ ● ♀
liwanensis Turkish Creeping Speedwell •Masses of cobalt-blue flowers, backed by rugged deep green leaves.	H2-4" W12-18"	Spring Zone 4(-30°)	○ ● ♀
pectinata 'Blue Woolly' •Growing with long stems of wooly evergreen foliage, the plants cover themselves with blue blooms, aging to lavender-blue flowers in early to mid-spring.	H2-3" W12-18"	Early-Mid Spring Zone 4(-30°)	○ ● ♀ ⊕
peduncularis 'Georgia Blue' Creeping Speedwell •Powder blue with a small white center; foliage is a dark purple and green.	H4-6" W12-18"	Early Spring Zone 3(-40°)	○ ● ♀ ♣
prostrata 'Whitewater' Creeping Speedwell •Pure white flowers with glassy, dark green foliage which turns burgundy in fall.	H2-6" W12-18"	Early Spring Zone 4(-30°)	○ ● ♀
'Reavis' Crystal River Creeping Speedwell •Pale lavender-blue with a small white center.	H2-4" W12-18"	Late Spring Zone 4(-30°)	○ ● ♀
'Snowmass' •Small, four-petaled white flowers with a blue eye.	H1-2" W14-18"	Summer Zone 3(-40°)	○ ● ⊕
spicata 'Royal Candles' •Masses of violet-blue spikes grow up above the compact, upright, deep green foliage.	H12-18" W12-18"	Summer Zone 4(-30°)	○ ● ♀ ✂
'Waterperry Blue' Creeping Speedwell •Sky blue with a small white center.	H4-6" W12-18"	Summer Zone 4(-30°)	○ ● ♀

Moody Blues Free flowering upright habit.

'Dark Blue' *NEW* •Purple blue	H12-18" W12-18"	Summer Zone 4(-30°)	○ ♀ ⊕
'Dark Pink' *NEW* •Pink	H12-18" W10-18"	Summer Zone 4(-30°)	○ ♀ ⊕
'Pink' *NEW* •Light pink	H12-18" W10-18"	Summer Zone 4(-30°)	○ ♀ ⊕
'Sky Blue' *NEW* •Light blue	H12-18" W12-18"	Summer Zone 4(-30°)	○ ♀ ⊕
'White' *NEW* •White	H12-18" W12-18"	Summer Zone 4(-30°)	○ ♀ ⊕

Skyward Series Dense, compact habit with sturdy stems. Powdery mildew resistant. Higher flower count.

'Blue' •Durable, upright, dark blue flowers.	H14-18" W14-18"	Late Spring-Summer Zone 4(-30°)	○ ♀ ⊕
'Pink' •Durable, upright, medium pink flowers.	H14-18" W14-19"	Late Spring-Summer Zone 4(-30°)	○ ♀ ⊕

Vernique Series First year flowering.

'Dark Blue' •Violet blue	H12-18" W10-12"	Spring-Summer Zone 4(-30°)	○ ● ♀
'Pink' •Light pink	H12-18" W10-12"	Spring-Summer Zone 4(-30°)	○ ● ♀
'Raspberry' •Dark Pink	H12-18" W10-12"	Spring-Summer Zone 4(-30°)	○ ● ♀
'Shining Sea' •Sky Blue	H12-18" W10-12"	Spring-Summer Zone 4(-30°)	○ ● ♀
'White' •White	H12-18" W10-12"	Spring-Summer Zone 4(-30°)	○ ● ♀

Vinca Periwinkle

minor 'Bowles' •One of the best groundcovers for shade, displaying violet-blue flowers against small, glossy lime-green leaves edged with white. Evergreen foliage.	H2-4" W12-18"	Summer Zone 5(-20°)	● ○
---	------------------	------------------------	-----

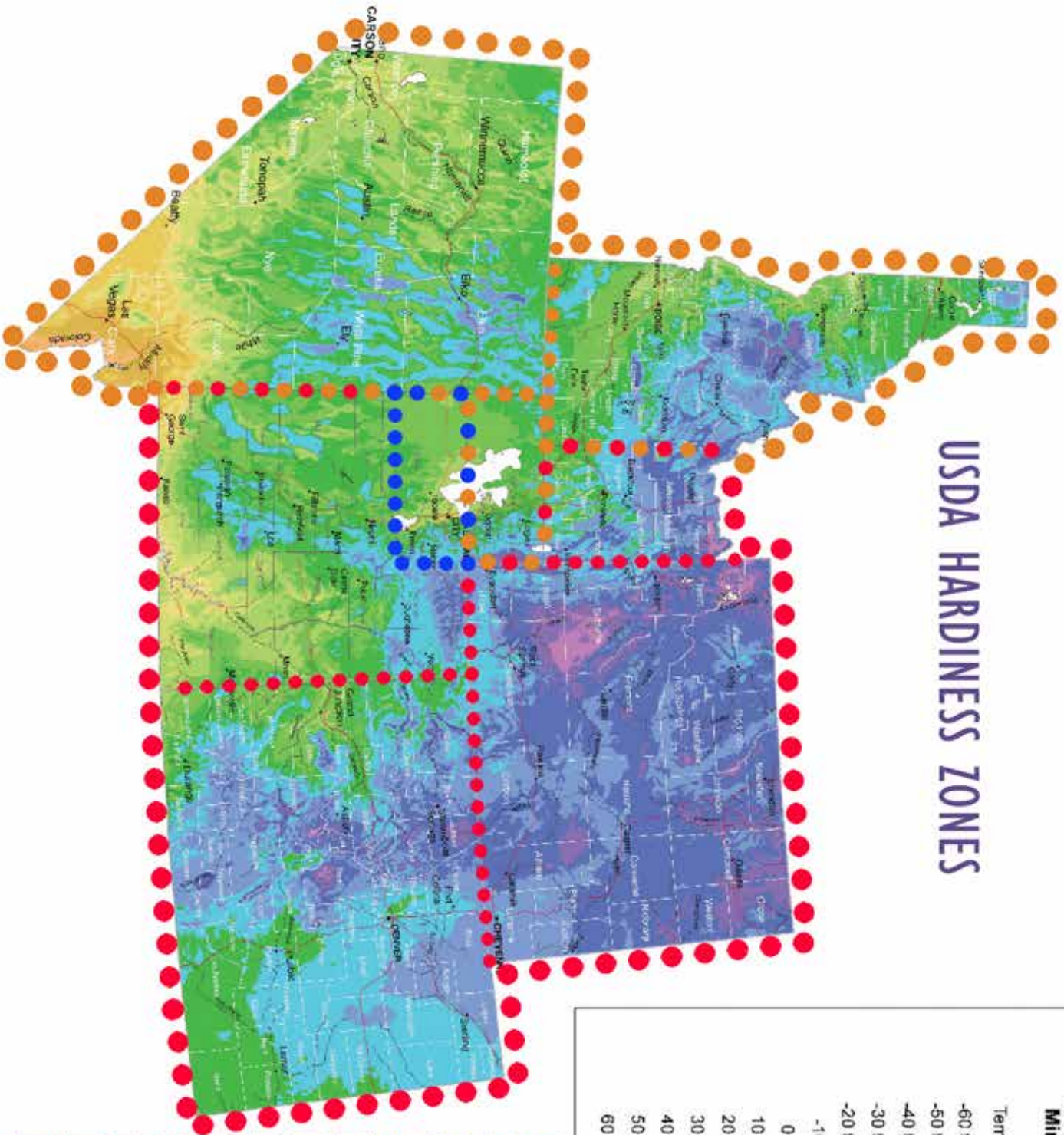
Viola Sweet Violet Hardy perennial has fragrant, Pansy blooms with trailing, compact, dark green foliage. Does best during cool weather.

corsica 'Corsican Violet' •Deep violet-blue with a tiny yellow center.	H4-6" W8-10"	Spring Zone 4(-30°)	● ○
--	-----------------	------------------------	-----

Zauschneria (Epilobium) Hummingbird Trumpet

canum 'Sierra Salmon' •Cool late blooms with silver foliage and soft coral flowers.	H8-12" W12-24"	Late Summer-Fall Zone 5(-20°)	○ ♀ ♣ ▲
canum 'Summer Snow' •Bright white tubular flowers over a low growing, spreading mat.	H10-12" W12-18"	Summer-Fall Zone 5(-20°)	○ ● ♀ ♣ ✂ ▲
garretii 'Orange Carpet' *Native & Waterwise* •Bright orange flower with a loose mat of bright green foliage.	H4-6" W14-18"	Summer-Fall Zone 4(-30°)	○ ♀ ♣ Ⓢ ▲
latifolia Firechalice *Native & Waterwise* •Scarlet-orange trumpet-like flowers with a dark green foliage. Best used in rock or xeric gardens. Easy to grow and maintain.	H12-36" W18-36"	Summer-Fall Zone 4(-30°)	○ ♀ ♣ Ⓢ ▲
latifolia californica 'Stardust' *Native & Waterwise* •Bright orange tubular flowers. More upright, tidy habit with dusty silver foliage.	H12-18" W12-18"	Summer-Fall Zone 5(-20°)	○ ♀ ♣ Ⓢ ▲

USDA HARDINESS ZONES



Average Annual Extreme Minimum Temperature 1976-2005

Temp (F)	Zone	Temp (C)
-60 to -50	1	-51.1 to -45.6
-50 to -40	2	-45.6 to -40
-40 to -30	3	-40 to -34.4
-30 to -20	4	-34.4 to -28.9
-20 to -10	5	-28.9 to -23.3
-10 to 0	6	-23.3 to -17.8
0 to 10	7	-17.8 to -12.2
10 to 20	8	-12.2 to -6.7
20 to 30	9	-6.7 to -1.1
30 to 40	10	-1.1 to 4.4
40 to 50	11	4.4 to 10
50 to 60	12	10 to 15.6
60 to 70	13	15.6 to 21.1



Brendon King



Dane Horrocks



Ken Cox



PERENNIAL FAVORITES

Growing What Matters
Since 1992