

2025 CATALOG

FAVORITE
PERENNIALS



SALES TEAM



Adam Boden

801.938.7400

adam.b@perennialfavorites.com

Sales Territory:

Eastern, Central and Southern Utah, Wyoming and Colorado.



Brendon King

801.447.2017

brendon@perennialfavorites.com

Sales Territory:

Northern Utah (Weber County North), Central and Western Idaho (I-84 Corridor), and Nevada



Dane Horrocks

801.784.6215

dane@perennialfavorites.com

Sales Territory:

Wasatch Front and Summit County



Ken Cox

801.784.6221

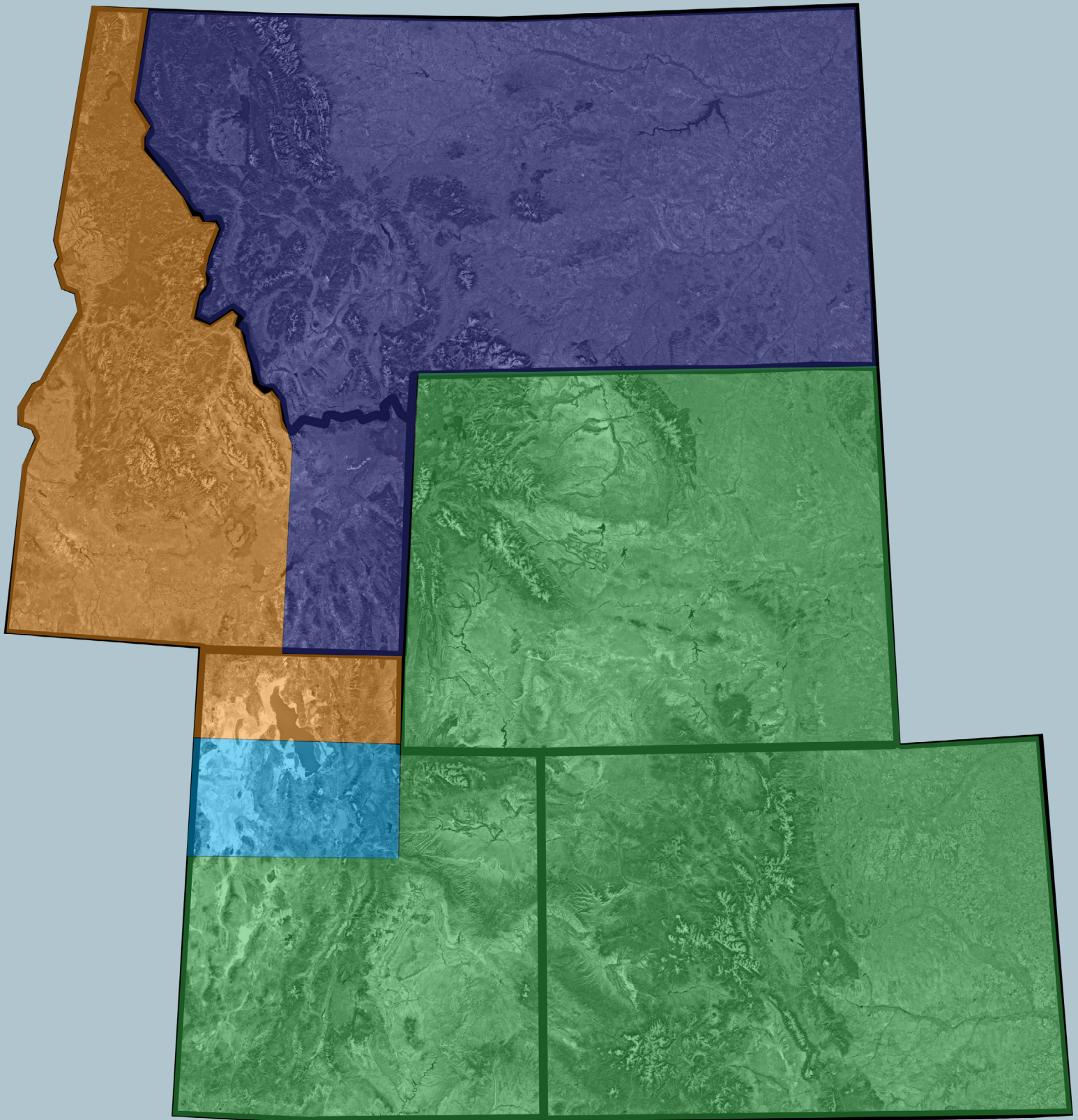
ken@perennialfavorites.com

Sales Territory:

Eastern Idaho (I-15 Corridor) and Montana



SALES TERRITORY



SALES REPS.

- | | |
|---|---|
| ◆ Ken Cox-ken@perennialfavorites.com | ◆ Brendon King-brendon@perennialfavorites.com |
| ◆ Dane Horrocks-dane@perennialfavorites.com | ◆ Adam Boden-adam.b@perennialfavorites.com |



PERENNIAL FAVORITES

TABLE OF CONTENTS

TERMS & CONDITIONS.....	i
DELIVERY & WILL CALL INFORMATION.....	ii
WEBSITE.....	iii-iv
ORDERING ONLINE.....	v-vii
PREMIUM ANNUALS AND ACCENTS.....	1-24
INCREDIBLE EDIBLES.....	25-30
ORNAMENTAL GRASSES.....	31-38
PERENNIALS.....	39-112





Terms and Conditions

PRICES:

Prices in this catalog are intended for the wholesale trade only (**no retail sales**) and are subject to change without notice. **All prices are F.O.B. Perennial Favorites.** Prices do not include delivery fees or applicable surcharges. List prices are per item for plants purchased in full flats per variety (flats counts as published). Purchases of less than full flats will be charged an additional 10% and subject to availability only. The prices listed supersede all previously published prices.

SALES TAX:

Sales tax will be charged for all accounts unless Perennial Favorites has on file the Sales Tax Exemption form from your state.

PAYMENT:

All sales are C.O.D. unless previous credit arrangements have been made. Cash, Check, Master Card, Visa and Discover are accepted. No deliveries will be left without payment in full.

A credit application will be sent upon request. Please allow 2-4 weeks for credit clearance. For customers with established credit terms, payment in full is due 30 days from date of pickup or delivery. Any account not paid by the due date will be charged a late fee of 1.5% per month on unpaid balance. Past due accounts will revert back to a C.O.D. basis without further notice.

Purchaser agrees to pay all finance charges and all collection fees incurred. **Please remember that credit is a privilege.**

CLAIMS and WARRANTIES:

All claims must be made within 72 hours of delivery. Any plant returned must be received in good condition within the claim period. **All returns are subject to a 20% restocking fee.** Plants are offered subject to prior sale, no warranty expressed or implied. We do not guarantee survivability of any plant. We strive to insure plants are true to name and in good condition when received. Any plants that prove otherwise will be replaced or purchase price credited. In no case are we responsible for more than the original purchase price of stock sold.

HOLD and SPECIAL ORDERS:

Orders may be held for up to 14 days with a 25% non-refundable down payment. Orders requiring more than 14 days are subject to a 10% per week maintenance fee. All orders held will receive and purchasers will accept originally held stock. No substituting at time of pick-up or delivery.

All special orders or custom orders, need to be arranged on an individual basis. Fees will be based on the specific needs of both parties. This will require a signed contract.

Delivery and Will Call Information

Minimum Order:

Perennial Favorites provides deliveries as long as a minimum order of \$1,000.00 is met and can be coordinated on the appropriate day and truck minimums. Call for more details.

Delivery Schedule:

MONDAY: Areas outside of the primary delivery schedule. Call your sales rep for more details.

Monday Order Deadline is 12:00 p.m. (Noon) Thursday before delivery (2 business days).

TUESDAY DELIVERIES: Salt Lake, Davis, and Summit Counties.

Tuesday Order Deadline is 12:00 p.m. (Noon) Friday before delivery (2 business days).

WEDNESDAY DELIVERIES: Eastern Idaho (I-15 Corridor) and Wyoming.

Wednesday Order Deadline is 12:00 p.m. (Noon) Friday before delivery (2 business days).

THURSDAY DELIVERIES: Salt Lake, Davis, and Utah Counties.

Thursday Order Deadline is 12:00 p.m. (Noon) Monday before delivery (2 business days).

FRIDAY DELIVERIES: Weber, Box Elder and Cache Counties. Western Idaho (I-84 Corridor).

Friday Order Deadline is 12:00 p.m. (Noon) Tuesday before delivery (2 business days).

SATURDAY: CLOSED/BY APPOINTMENT ONLY

SUNDAY: CLOSED

ANY OUTLYING AREAS NOT LISTED PLEASE CALL FOR DELIVERY SCHEDULE

Additional Charges and Fees:

All deliveries are subject to a delivery charge specific to the area of delivery. Deliveries are made on a regularly scheduled basis. Those requiring special timing will be charged an additional fee.

Any delivery requiring more than unloading in one area close to our truck will be charged an additional fee (\$100 per hour).

Landscape deliveries to a job site are subject to an additional charge. Deliveries outside our normal delivery route will need to be pre-arranged both for timing and charges.

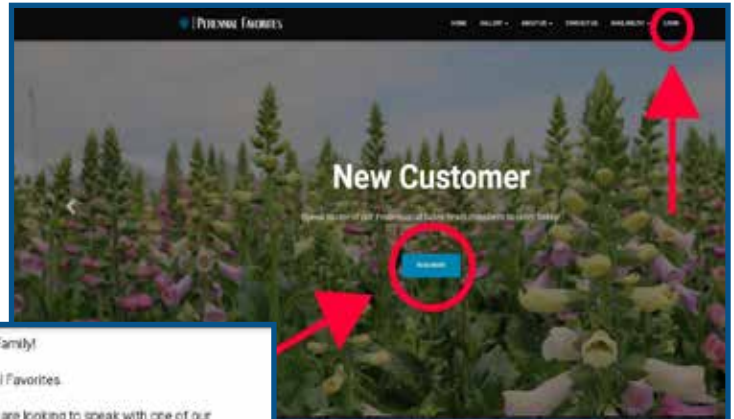
Walk-ins:

There **will not** be any walk-ins the **Month of May**. **Will-call orders need to be made at least 24 hours in advance and picked up between 8:00 a.m. and 4:00 p.m Monday-Friday** (closed weekends and holidays). Because of safety issues, please do not bring children or pets. Clients are to be accompanied by a representative they are doing business with.



USING OUR WEBSITE

Visit our website at
www.perennialfavorites.com
to get information on the current
availability, hot picks, variety database,
and much more.



Not a Customer?

Would you like to be? Click the 'New Customer' link on the home page to fill out our form to start placing orders!



Fill out this form to reach our Sales Team:

Name *

Email *

Phone Number

Message *

Hello from the Perennial Favorites Family!

Thanks for your interest in Perennial Favorites.

Please fill out the form below if you are looking to speak with one of our fantastic sales team members. They can also be reached at the following:

Ken Cox

Eastern Sales Territory

kcm@perennialfavorites.com

801-784-6221

Dene Horrocks

Wasatch Front Sales Territory

dene@perennialfavorites.com

801-784-6221

Brendon King

Western Sales Territory

brendon@perennialfavorites.com

801-447-2017

Debbie Rogers

In Office Sales

debbie@perennialfavorites.com

801-784-6216

When you're ready to join our family please fill out the New Customer Account form at the bottom of the page. If you have any questions please email sales@perennialfavoritesnursery.com.

Thanks,

The Perennial Favorites Sales Team!

Weekly Availability Mailing List

Sign up for our weekly 'Availability and Hot Picks' mailing list to stay up to date with our availability and what looks great currently!

At the bottom of our site's home page you'll find the sign-up form that's quick and easy. We update our hot picks every Friday. You can unsubscribe at any point.

Every Friday we update our current availability and choose a selection of varieties we that are looking great. There's also an excerpt from botanist Bill Varga and Richard

Hot Picks 9/24

Published by **Perennial Favorites** on September 24, 2021

This banner features a dark, textured background. On the left, there is a close-up image of three clusters of small, daisy-like flowers in white, yellow, and orange. On the right, there is a close-up image of purple flowers with yellow centers. The text "Hot Picks 9/24" is prominently displayed in white at the top, and "Published by Perennial Favorites on September 24, 2021" is written in a smaller white font below it.

Use our website to research specific varieties or to easily and quickly place an order on our real-time availability page. Our online

[illegible]

Echinacea Prairie Splendor[®]

Coneflower






Daisy-type flowers. The petal rays droop from the large conical crown. Coneflower prefers moderate to slightly dry conditions. Deer resistant. Use for dry flowers and cut flowers. Blooms summer to fall.

Large rose pink flowers are produced for an extra long time. Starting about two weeks before the species and extending into fall, these shorter Coneflowers are more compact and contained.

Color:	Purple
Zone:	3
Height:	18-24"
Width:	18-24"
Exposure:	
#1 Item Price:	\$4.05

Attributes:



iv

PLACING ORDERS

Online ordering is the fastest and easiest way to check out our availability and reserve the plants you need. With our simple to use order guide, pictures, and live quantities available. We're sure you will love it as much as we do. Here's 6 simple steps to help you get online and get orders submitted.

STEP 1

Visit our site at www.perennialfavorites.com and login. From there you can finish any incomplete orders or begin fresh with a new order.




Main Menu

Monday, August 02, 2021
12:36:41 PM
Hello [p3r3nnial](#)

[User Profile](#) [Downloads](#)

You have [Incomplete Orders](#)



Choose option	
Availability	View Variety List
Orders	View Availability List
Choose a report	View Orders
	View Reports

PERENNIAL FAVORITES

User Login

Username:	<input type="text" value="guest"/>
Password:	<input type="password" value="*****"/>
<input type="button" value="Login"/>	
Perennial Favorites Home	

To view our plant database, please login using your User Name and Password or login as "guest" with the password "guest".

For login problems/questions or technical issues, please call 800-966-8049.

STEP 2

Begin your order by clicking the 'View Orders' or 'Availability List' buttons and then 'Create New'. Choose either 'Delivery or Pick up' and then the date that you would like it to be ready on (for pick up). Then browse our current availability.



Order History

You have [Incomplete Orders](#)

[Main Menu](#) [Create New](#)

Year: Month: Day: Status: Search:

Incomplete Orders

Order Number	Ship Date	P.O. Number	Job Reference
55312	2021-12-31		1-J&J Shade Pots
55218	2021-12-31		1-J&J Sun Pots
55319	2021-12-31		2-J&J Sun Pots
55321	2021-12-31		2-J&J Shade Pots
55322	2021-12-31		3-J&J Sun Pots
55323	2021-12-31		3a-J&J Shade Pots
55325	2021-12-31		3b-J&J Shade Pots
55644	2021-12-31		Reverse

Submitted Orders

Order Number	Ship Date	P.O. Number	Job Reference
54340	2021-12-31	Denver Botanicals	Denver Botanicals
54484	2021-12-31		J & J Shade Patio Pots

Shipped Orders

Order Number	Ship Date	P.O. Number	Job Reference
55786	2021-12-01	The Plant Shed	Shannon
55752	2021-11-17	Antonio	
55690	2021-11-04	Antonio	
55509	2021-10-07		Wasatch Reflections
55550	2021-10-07		
55550	2021-10-07	Antonio	
55552	2021-10-07		
55564	2021-10-07		Adams

Enter Date

Choose the requested date for delivery or pick-up

Date: (year-mo-da)

Current Availability (printable versions)

<input type="button" value="HTML"/>	<input type="button" value="Excel"/>	<input type="button" value="PDF"/>
<input type="button" value="Choose"/>	<input type="button" value="Choose"/>	<input type="button" value="Choose"/>

STEP 3

First choose what Version you'd like to filter the Availability list by. There are three options for the Version or Plant Grade: 'Retail', 'Landscape', or 'Full'. Retail Quality consists of plants that are in their prime and ready to be displayed and sold. Landscape quality consists of a plant material that is healthy and ready to be planted but not quite up to retail quality standards. Full includes every item available regardless of plant grade.

Retail Availability

[Log Out](#)

[Review Order](#)
[Main Menu](#)

Perennial Favorites

Ship Date:

2021-12-03

(year-mo-da)

Category:

Choose Category ▼

Version:

Retail ▼

Search

X

#1 Perennial

Total \$154.80

Flat Qty	Flats Available	Variety	Bloom Stage	Plant Stage	Price per Pot	Total
3	29	Achillea hybrid Desert Eve Series 'Red Improved' Yarrow -30°	CRK	RET	\$4.05	\$72.90
	25	Achillea hybrid Desert Eve Series 'Terracotta' Yarrow -30°		RET	\$4.05	
	22	Achillea hybrid Desert Eve Series 'Yellow' Yarrow -30°	BUD	RET	\$4.05	
	4	Achillea millefolium New Vintage Series 'Red' Yarrow -30°	BUD	RET	\$4.05	
	26	Achillea millefolium New Vintage Series 'Rose' Yarrow -30°	BUD	RET	\$4.05	
	34	Achillea millefolium New Vintage Series 'Violet' Yarrow -30°		RET	\$4.05	
2	38	Agastache aurantiaca 'Coronado' Hyssop, Hummingbird Mint -30°	BLM	RET	\$4.55	\$54.60
	9	Agastache cana 'Sonoran Sunset' Hyssop, Hummingbird Mint -30°	BLM	RET	\$4.55	
	56	Agastache hybrid 'Coronado Red (Pstessene)' Hyssop, Hummingbird Mint -20°	BUD	RET	\$4.55	
1	34	Agastache hybrid Kudos Series 'Ambrosia' Hyssop, Hummingbird Mint -20°	BUD	RET	\$4.55	\$27.30
		Agastache hybrid Kudos Series 'Coral' Hyssop, Hummingbird Mint -20°	BLM	RET	\$4.55	

STEP 4

Before making any selection, check the plant stage column and refer to the Key at the top of the page for a breakdown on what each term means. Once you've found the variety you're looking for, put the quantity of FLATS you'd like to order in the left-hand column; pay attention to the available flats column showing what are currently available. These are live inventory numbers and will change as you order. We ONLY DELIVER in full flat quantities.

KEY	
BLM	Blooming (buds are open with color showing)
CRK	Cracking (buds have color, possible open blooms)
BUD	Budding (buds are present, no color showing)
★VN	Very Nice (must-have varieties for the week)
RET	Retail (available for display and sales)
LSCP	Landscape (healthy and ready for transplant)

Flat Counts

#1 = 6 pots per flat

#2 = 2 pots per flat

3.5" = 18 pots per flat

4.25"/4.5" = 10 pots per flat

STEP 5

Once you have finished selecting the varieties you would like on your order click the "Review" button. It will then take you to your "Order Summary" page for you to review the items you have selected and make any changes that you would like. You can also add comments in the text box provided that can include delivery instructions, plant quality concerns, wish list, etc. Also note that you can click on the "Continue Later" button that will save your order as is until you can come back and finish it. Please double check the quantity ordered columns (and make any additions or reduction) and then click on the "Proceed to Confirmation" button to go to the final step.

Order Summary Log Out

Add Item(s) Main Menu Save Changes Continue Later Proceed to Confirmation

Order Number: 54244
Ship Date: 2021-08-02

Customer Comments: Put any comments here. I.E. special delivery instructions, gate codes, etc. 15000 characters

#1 Perennial

remove	Quantity Confirmed	Quantity Ordered	Additional Available	Item	Stage	Price	Extended Price
<input type="checkbox"/>	3	3	29	Achillea hybrid Desert Eve Series 'Red Improved' Yarrow	RET	\$4.05	\$72.90
<input type="checkbox"/>	2	2	38	Agastache aurantiaca 'Coronado' Hyssop, Hummingbird Mint	RET	\$4.55	\$54.60
<input type="checkbox"/>	1	1	34	Agastache hybrid Kudos Series 'Ambrosia' Hyssop, Hummingbird Mint	RET	\$4.55	\$27.30
	6.0	6.0	TOTALS				\$154.80

			Delivery Charge	0.00	\$0.00
6.0	6.0		TOTAL		\$154.80

Save Changes Proceed to Confirmation

STEP 6

On the Order Confirmation page choose if you'd like substitutions. If a crop isn't up to our quality standards at order pulling, we can find a suitable replacement or contact you directly for input. Choose shipment method and fill in the address. Click confirm and we'll send you a Confirmation E-mail immediately. You can check your order status at anytime on your "Order History" page from our Main Menu.

Confirm Order

Confirm order #54244 with the requested ship date of 2021-08-02 for ?

Allow Subs: ☒ Yes ☐ No * Required Field

Shipment Method: ☒ Delivery ☐ Pick-up * Required Field

Delivery Info:

Street Address: 247 S 3200 W

City: Layton

State: Utah

Zip Code: 84041

P.O. Number:

Job Reference:































Comments: Put any comments here. I.E. special delivery instructions, gate codes, etc.

☒ Send Email Confirmation to mail@perennialfavorites.com

Cancel Confirm Order































Angelonia Summer Snapdragon Spire-like blooms with willowesque green leaves. Vigorous and free branching. This heat-lover blooms from summer to frost with very low maintenance.

Archangel Series (angustifolia) Ideal series for growers looking to add depth and color to their late spring and summer programs. It introduces exceptionally larger fragrant flowers. Glossy dark green with well-branched stems and foliage, medium-vigor habit. Thrives in extreme heat, humidity and drought. Excellent landscape performance.


'Blue Bicolor' •Deep purple and soft lilac.	H12-14" W10-12"	Summer-Frost	    
'Cherry Red' •Cherry red	H12-14" W10-12"	Summer-Frost	    
'Pink' •Soft pink	H12-14" W10-12"	Summer-Frost	    
'Purple' •Dark purple	H12-14" W10-12"	Summer-Frost	    
'Ruby Sangria' •Dark red	H12-14" W10-12"	Summer-Frost	    
'White' •White	H12-14" W10-12"	Summer-Frost	    

Antirrhinum Snapdragon (SPRING AND FALL AVAILABILITY)










Sonnet Series This series grows a fragrant, classic, and authentic touch of the Mediterranean in your home or garden. Grows brilliant stalks filled with gorgeous, dense blooms. Plant in part shade in hot summer areas.

'Burgundy' *SPRING AND FALL AVAILABILITY * •Burgundy	H18-24" W10-12"	Spring-Summer	    
'Mix' *SPRING AND FALL AVAILABILITY* •Assorted burgundy, orange, pink, white and yellow.	H18-24" W10-12"	Spring-Summer	    
'Orange Scarlet' *SPRING AND FALL AVAILABILITY* •Dark orange with a yellow throat.	H18-24" W10-12"	Spring-Summer	    
'Pink' *SPRING AND FALL AVAILABILITY* •Medium pink	H18-24" W10-12"	Spring-Summer	    
'White' *SPRING AND FALL AVAILABILITY* •Bright white	H18-24" W10-12"	Spring-Summer	    
'Yellow' *SPRING AND FALL AVAILABILITY* •Bright yellow	H18-24" W10-12"	Spring-Summer	    

Argyranthemum Marguerite Daisy A cool-season favorite for springtime gardens. Argyranthemum is a delightful annual flower with large daisy-like blooms in bright springtime colors. In addition to its attractive blooms, dark green, fern-like foliage grows in a tight mound with a vigorous, upright habit. Remove spent blooms to encourage reblooming.

frutescens 'Butterfly Yellow' •Lemon yellow with a dark yellow eye.	H18-36" W12-20"	Spring-Fall	  
---	--------------------	-------------	---

Angelic Series Compact vigorous plants that flower continuously from spring, bearing hundreds of blooms until the first frost.

'Burgundy' •Burgundy	H14-16" W14-16"	Early spring-Frost	  
'Everest' •White	H14-16" W14-16"	Early spring-Frost	  
'Giant Pink' •Pink	H14-16" W14-16"	Early spring-Frost	  

PREMIUM ANNUALS



PERENNIAL
FAVORITES

Asparagus Arching fronds of fresh green, needle-like foliage all season. Adaptable as a houseplant.

densiflorous 'Sprenger'

•The optimum amount of sun or shade each plant needs to thrive: Full Sun (6+ hours), Part Sun (4-6 hours), Full Shade (up to 4 hours).

H12-24"
W10-14"

All Season



Bacopa; see Sutera

Begonia Great for summer flower beds, containers, and hanging baskets. Blooms from early summer to mid-autumn or until the first hard frost arrives.

Dragon Wing Series Unique glossy, wing-shaped leaves. Great branching with a dense habit. Spectacular in hanging baskets, large containers, and commercial landscape plantings.

'Pink'

•Pink

H12-15"
W15-18"

Early Summer-Frost



'Red'

•Red

H12-15"
W15-18"

Early Summer-Frost



'White' *NEW*

•White

H12-15"
W15-18"

Early Summer-Frost



Megawatt Series These are Mega Big! Striking, non-stop flowers keep the bigger-than-life begonias covered in huge color. Sturdy flower stems hold the flowers above the foliage for a superior color show. These plants tolerate drier periods between watering and don't need to be deadheaded.

'Pink Bronze Leaf'

•Pink flowers with dark foliage.

H20-28"
W16-24"

Spring-Frost



'Pink Green Leaf'

•Pink flowers with bright green foliage.

H20-28"
W16-24"

Spring-Frost



'Red Bronze Leaf'

•Red flowers with dark foliage.

H20-28"
W16-24"

Spring-Frost



'Red Green Leaf'

•Red flowers with bright green foliage.

H20-28"
W16-24"

Spring-Frost



'White Green Leaf' *NEW*

•White

H20-28"
W16-24"

Spring-Frost



Bidens Tickseed Very floriferous, ever-blooming, with large flowers and a compact, upright, mounding habit. Vigorous, heat tolerant plants. Use in baskets, containers, or in the landscape. Self-cleaning, no deadheading necessary. Drought tolerant once established but water regularly for maximum flower output.

ferulifolia 'Blazing Glory'

•Yellow blooms with red-orange tips.

H12-14"
W10-14"

Spring-Summer



ferulifolia 'Blazing Star' *NEW*

•Yellow with orange in the center of each petal.

H12-14"
W10-14"

Spring-Summer



ferulifolia 'Golden Empire'

•Daisy-like bright yellow flowers with a yellow center.

H12-14"
W10-14"

Early Summer-Frost



ferulifolia 'Yellow Charm'

•Bright solid yellow

H8-14"
W12-20"

Early Summer-Late
Fall



'White Delight'

•Large, daisy-like, bright white flowers with a yellow center over delicate green foliage.

H10-14"
W14-16"

Early Summer-Frost



Brassica Flowering Kale/Cabbage Ornamental cabbages and kales are grown primarily as foliage plants for their intensely colored leaves rather than as vegetables. These plants were developed for ornamental use without regard to taste. Ornamental cabbage typically develops large rosettes of broad, flat leaves and ornamental kale typically develops curly, ruffled leaves in a tight rosette. Leaf colors are usually quite showy, including white/cream, pink, rose, red, and purple.

Feather Leaf Type Medium height with feathered leaves that are finely serrated or deeply notched. A larger head is supported by a thick, sturdy stem.

oleracea 'Coral Prince'

•Green with white center.

H8-12"
W8-12"

Color appears w/
cooler temps



oleracea 'Coral Queen'

•Green with red center.

H8-12"
W8-12"

Color appears w/
cooler temps



Fringed Leaf Type Compact round heads are finely fringed or ruffled.

oleracea 'Glamour Red' •Green with a bright red center.	H8-12" W10-12"	Color appears w/ cooler temps	○ ●
oleracea 'Nagoya Red' •Silver-blue with a red center.	H8-12" W14-18"	Color appears w/ cooler temps	○ ●
oleracea 'Nagoya Rose' •Silver-blue with a rose center.	H8-12" W14-18"	Color appears w/ cooler temps	○ ●
oleracea 'Nagoya White' •Silver-blue with a white center.	H8-12" W14-18"	Color appears w/ cooler temps	○ ●

Round Leaf Type Compact plants have uniformly round shapes and solid heads with slightly waved leaves.

oleracea 'Pigeon Pink' (Victoria) •Green with cream and pink center.	H8-12" W12-14"	Color appears w/ cooler temps	○ ●
oleracea 'Pigeon Purple' •Green with purple center.	H8-12" W12-14"	Color appears w/ cooler temps	○ ●
oleracea 'Pigeon Red' •Green with red center.	H8-12" W12-14"	Color appears w/ cooler temps	○ ●
oleracea 'Pigeon White' •Green with white center.	H8-12" W12-14"	Color appears w/ cooler temps	○ ●

Calceolaria Pocketbook Plant Unique orchid-like flowers make this a novel early-season annual. Ideal for mixed containers and small pots

Calynopsis Series Blooms early spring with a mounding upright habit. Fertilize every two weeks.

'Orange' *NEW* •Orange shades	H10-12" W10-12"	Early Spring	○
'Red' *NEW* •Red	H10-12" W10-12"	Early Spring	○
'Red with Yellow Eye' *NEW* •Red brushed with yellow at the eye zone.	H10-12" W10-12"	Early Spring	○
'Yellow' *NEW* •Solid yellow	H10-12" W10-12"	Early Spring	○

Calibrachoa These plants produce flowers that look like small petunias. These plants are prolific bloomers that produce hundreds of 1" wide flowers from spring to frost. Does not do well in high pH soils.

Bloomtastic Series This series is the most vigorous of the Dummen line.

'Cherry' •Red	H6-8" W8-12"	Spring-Frost	○ ● ♀
'Purple' •Purple with a dark eye.	H6-8" W8-12"	Spring-Frost	○ ● ♀
'Rose Quartz' •Light pink with dark pink-yellow star center.	H6-8" W8-12"	Spring-Frost	○ ● ♀
'Serenity' •Light purple with a dark purple eye zone and yellow throat.	H6-8" W8-12"	Spring-Frost	○ ● ♀

Cabaret Series Early flowering with high uniformity of habit and excellent planter and container performance.

'Bright Red' •Crimson flowers with yellow throats cover these full trailing plants. They are self-cleaning, so they stay neat and tidy all season.	H6-10" W10-12"	Early Spring-Late Summer	○ ♀
'Bright White' •Compact, well-branched, trailing annual of brilliant white flowers adorned with a yellow throat from late spring to the first frost.	H6-10" W10-12"	Early Spring-Late Summer	○ ♀
'Deep Yellow' •Produces a mass of bright deep yellow blooms that cover the full trailing plants. They are self-cleaning.	H6-10" W10-12"	Early Spring-Late Summer	○ ♀

PREMIUM ANNUALS



PERENNIAL
FAVORITES

'Lavender' •Best performing. Produces a mass of bright blooms that cover trailing plants. They are self-cleaning.	H6-10" W10-12"	Early Spring-Late Summer	○ 🦋
'Light Pink Kiss' •A light pink bicolor with deep pink eye-zone and yellow throat.	H6-10" W10-12"	Early Spring-Late Summer	○ 🦋
'Midnight Blue' •New "true blue" color offers early flowering. Self cleaning.	H6-10" W10-12"	Early Spring-Late Summer	○ 🦋
'Neon Rose' •Brighter dark pink color and earlier to flower. Self cleaning.	H6-10" W10-12"	Early Spring-Late Summer	○ 🦋
'Orange' •Orange shades bloom early and maintains blooms throughout the Summer and Fall. Self cleaning.	H6-10" W10-12"	Early Spring-Late Summer	○ 🦋
'Pink' •Pretty dark pink with a white throat.	H6-10" W10-12"	Early Spring-Late Summer	○ 🦋
Tik Tok Series Named for the hands of a clock going around the center ring, TikTok varieties have a playful pattern on more vigorous plants. Perfect for baskets and combinations.			
'Blue' •Plum-blue flowers with darker purple and yellow star-shaped centers.	H8-10" W16-18"	Spring-Fall	○ ◐ 🦋
'Grape' •Lavender-purple flowers with dark purple and yellow star-shaped centers.	H8-10" W16-18"	Spring-Fall	○ ◐ 🦋
'Orange' •Orange medium-sized flowers with a spirited pattern of eye-catching center and novel yellow spokes.	H8-10" W16-18"	Spring-Fall	○ ◐ 🦋
'Rose' •Pink with yellow star.	H8-10" W16-18"	Spring-Fall	○ ◐ 🦋
'White' •White with purple to yellow center.	H8-10" W16-18"	Spring-Fall	○ ◐ 🦋
Cannaceae <i>Canna Lily</i> Single flowers clustered in terminal spikes. Dwarf and well-branched. Day length neutral.			
Cannova Series (x generalis) The earliest flowering cannas on the market. Their robust growth and extensive branching ensures a large amount of flowering. Single flowers. Heat tolerant and easy-to-grow with a compact, upright form.			
'Bronze Orange' •Bronze foliage with dark orange flowers.	H30-48" W14-20"	Early Summer-Frost	○ ✂
'Bronze Peach' •Bronzed green foliage with peachy-pink flowers.	H30-48" W14-20"	Early Summer-Frost	○ ✂
'Bronze Scarlet' •Bronze foliage with scarlet flowers.	H30-48" W14-20"	Early Summer-Frost	○ ✂
'Mango' •Blush-pink flowers.	H30-48" W14-20"	Early Summer-Frost	○ ✂
'Orange Shades' •Nearly-florescent orange flowers.	H30-48" W14-20"	Early Summer-Frost	○ ✂
'Red Golden Flame' •Red-orange with yellow edges.	H30-48" W14-20"	Early Summer-Frost	○ ✂
'Rose' •Deep rose flowers.	H30-48" W14-20"	Early Summer-Frost	○ ✂
'Scarlet' •Red	H30-48" W14-20"	Early Summer-Frost	○ ✂
'Yellow' •Deep yellow flowers.	H30-48" W14-20"	Early Summer-Frost	○ ✂



Capsicum (annuum) Ornamental Pepper Fall Availability The plants bear brightly colored fruits in vivid shades of yellow, red, orange, and even purple. The fruits are green initially and attain their mature colors with time. The fruits appear in later summer through fall on dark, shiny, compact foliage.

'Black Pearl' •Black foliage with red fruit.	H18-24" W12-16"	Late Summer-Frost	○ ●
'Coba' •Red to black	H6-8" W6-8"	Late Summer-Frost	○ ●
'Harlequin' •Yellow, purple, and red.	H6-12" W4-8"	Late Summer-Frost	○ ●
'Joker' •White and red	H4-8" W4-8"	Late Summer-Frost	○ ●
'Midnight Fire' •Purple and red	H10-12" W10-12"	Late Summer-Frost	○ ●
'Onyx Orange' •Round, reddish fruit with black foliage.	H12-18" W12-18"	Late Summer-Frost	○ ●
'Purple Flash' •Leaves are almost black with flashes of bright purple. The fruit is dark purple.	H13-15" W19-21"	Late Summer-Frost	○ ●
'Red Missile' •Yellow, orange, and red.	H6-12" W4-8"	Late Summer-Frost	○ ●
'Wicked' •Dark purple to red fruit.	H6-12" W6-12"	Late Summer-Frost	○ ●
Acapulco Series Compact growth and excellent outdoor performance.			
'Multicolor' •Colorful, waxy, elongated peppers that mature to colors of red, orange, yellow, and purple.	H6-12" W6-12"	Late Summer-Frost	○ ●
'Orange' •Purple and orange	H6-12" W6-12"	Late Summer-Frost	○ ●
'Purple' •Purple and red	H6-12" W6-12"	Late Summer-Frost	○ ●
'Red' •Red and purple	H6-12" W6-12"	Late Summer-Frost	○ ●
'Yellow' •Yellow and lime green	H6-12" W6-12"	Late Summer-Frost	○ ●
Hot Pops Series Uniform, rounded, spicy fruit. Good for an accent plant in a hot location.			
'Purple' •Purple and orange fruit.	H5-8" W5-8"	Late Summer-Frost	○ ●
'Yellow' •Yellows with some oranges and reds.	H4-5" W6-8"	Late Summer-Frost	○ ●
Mambo Series Uniform and compact with long, rounded fruit held above its foliage. Extreme heat tolerance.			
'Orange' •Orange pointy fruit	H4-6" W10-12"	Late Summer-Frost	○ ●
'Purple Orange' •Purple and orange	H4-6" W10-12"	Late Summer-Frost	○ ●
'Purple Red' •Purple and red	H4-6" W10-12"	Late Summer-Frost	○ ●
Samba Series Densely branched stem structure and abundant colorful fruit.			
'Dark Orange' •Dark orange	H6-12" W6-12"	Late Summer-Frost	○ ●
'Red' •Red	H6-12" W6-12"	Late Summer-Frost	○ ●
'Yellow' •Yellow	H6-12" W6-12"	Late Summer-Frost	○ ●



















PREMIUM ANNUALS










Santos Series Densely branched stem structure and abundant colorful fruit.			
'Orange' •Orange and green	H4-8" W4-8"	Late Summer-Frost	○ ●
Celosia Cockscomb (SUMMER AVAILABILITY ONLY) One of the most eye-catching annuals in the garden. The three types of celosia are easily distinguishable from each other. They are plumes, crests, or spikes. They can range in size from dwarf varieties that only grow 4-6" high, to vigorous types over 3' tall.			
cristata 'Dracula' •Deep red	H8-16" W8-12"	Summer-Frost	○ ☼ ♻
plumosa 'Dragon's Breath' •Green-red foliage with blazing red, long lasting flowers. Likes heat, humidity, and infrequent watering.	H18-24" W12-16"	Summer-Frost	○
Ice Cream Series (plumosa) Heat-resistant, long-lasting series. Early and well-branched with large flower spikes. Works well in planters and gardens.			
'Cherry' *SUMMER AVAILABILITY ONLY* •Large, carmine-red, feathery plumes in a compact, basal branching form.	H8-12" W6-10"	Summer-Frost	○
'Mix' *SUMMER AVAILABILITY ONLY* •Assorted red, light orange, orange, and pink.	H8-12" W6-10"	Summer-Frost	○
'Orange' *SUMMER AVAILABILITY ONLY* •Large, dark orange, feathery plumes.	H8-12" W6-10"	Summer-Frost	○
'Peach Pink' *SUMMER AVAILABILITY ONLY* •Large, pink flower heads on well branched plants.	H8-12" W6-10"	Summer-Frost	○
'Yellow' *SUMMER AVAILABILITY ONLY* •Early and well-branched with large, tight, yellow flower spikes.	H8-12" W6-10"	Summer-Frost	○
Coleus (Solenostemon) Coleus are quite striking when they are planted in a container or grown as a house plant. By removing the flower spikes as they develop and keeping the plant pinched back, coleus can be kept growing well past the season.			
'Dark Star' •Velvety dark purple with serrated leaves on a compact plant. Slow growing but sturdy.	H10-14" W12-24"	Summer-Frost	○ ● ●
'Dipt in Wine' •Burgundy with chartreuse edges and maroon undertones.	H12-18" W12-18"	Summer-Frost	○ ● ●
'Fishnet Stockings' •Burgundy with green veining.	H24-26" W12-24"	Summer-Frost	○ ● ●
'Gay's Delight' •Lime with burgundy veins.	H10-18" W14-18"	Summer-Frost	○ ● ●
'Glennis' •It looks like a luminous watercolor in the garden with its blend of dusty rose, yellow, maroon and cream. Broad leaf.	H10-16" W12-18"	Summer-Frost	○ ● ●
'Kingswood Torch' •Magenta with gold edges.	H12-18" W12-16"	Summer-Frost	○ ● ●
scutellarioides 'Chocolate Covered Cherry' •Chocolate with a cherry center.	H12-18" W10-12"	Summer-Frost	○ ● ●
scutellarioides 'Charged Up Henna' •Green with coppery burgundy.	H22-28" W14-16"	Summer-Frost	● ●
scutellarioides 'Volcanic Redhead' •Bright red with serrated leaves.	H18-24" W16-28"	Summer-Frost	○ ● ●
scutellarioides 'Red Ruffles' •Red with black splotches.	H18-24" W16-28"	Summer-Frost	○ ● ●
scutellarioides 'Volcanic Vino' *NEW* •Deep wine colored leaves that grow darker in the sun. Upright habit.	H18-30" W24-28"	Summer-Frost	○ ● ●
scutellarioides 'Volcanic Wasabi' •Deeply serrated, chartreuse leaves. Durable and sun tolerant.	H18-30" W8-16"	Summer-Frost	○ ● ●

Flame Thrower Series Stunning colors and patterns for full sun and shade.











Versatile, premium varieties are very late to never flowering. Low-maintenance, high-impact plants are perfect for large pots and landscaping. Serrated leaves.

'Chili Pepper' •Chartreuse, yellow and maroon leaves.	H12-18" W16-18"	Summer-Frost	  
'Chipotle' •Fine cut leaves of chartreuse green with dark red centers.	H12-18" W16-18"	Summer-Frost	  
'Habanero' •Dark orange	H12-18" W16-18"	Summer-Frost	  
'Salsa Roja' •Burgundy-red	H12-18" W16-18"	Summer-Frost	  
'Salsa Verde' •Chartreuse-green	H12-18" W16-18"	Summer-Frost	  
'Serrano' •Bicolor burgundy with bright yellow edges.	H12-18" W16-18"	Summer-Frost	  














Great Falls Series New trailing coleus series with controlled vigor. Colorful, bold foliage that is excellent for mixed combinations and ground cover applications.

'Angel' •Heart-shaped, dark pink in the center with a thin dark maroon band, edged in bright green.	H8-12" W12-18"	Summer-Frost	 
'Rose Gold' •Bold red splashes of color on chartreuse-green leaves.	H8-12" W12-18"	Summer-Frost	  
'Yosemite' •Small leaved, chartreuse foliage with lemon-yellow center and a splash of cherry veining.	H8-12" W12-18"	Summer-Frost	 

Kong Series This coleus has giant leaves with unique color patterns. Colors are more intense in full shade.

'Lime Sprite' •Lime with burgundy centers.	H18-20" W14-18"	Summer-Frost	 
'Mosaic' •Green, red, and cream mix.	H18-20" W14-18"	Summer-Frost	 
'Red' •Pink with a red band and green edge.	H18-20" W14-18"	Summer-Frost	 
'Rose' •Red with a chartreuse edge.	H18-20" W14-18"	Summer-Frost	 
'Salmon Pink' •Pink with mahogany band and lime-green edge.	H18-20" W14-18"	Summer-Frost	 

Main Street Series Remarkable colors across the entire series. With medium vigor, all Main Street Coleus varieties are good combination partners and are perfect in landscapes, even in the shade.

'Beale Street' •Deep red foliage that holds its color and doesn't fade, bleach, or get spotty. The lush, bushy plant grows uniformly.	H16-18" W15-18"	Summer-Frost	  
'Chartres Street' •Vibrant lime-green foliage.	H12-18" W12-18"	Summer-Frost	  
'Fifth Avenue' •Mahogany, serrated, pointy leaves with a hot pink center and a lime-green edge, on a upright bushy habit. Prefers more shade than sun.	H12-16" W6-12"	Summer-Frost	  
'La Rambla' •Heavily textured, green foliage with dark maroon veining and flashes of bright pink along the midrib.	H16-36" W18-24"	Summer-Frost	  
'Rodeo Drive' •Toothy, bright green leaves, dark purple veining and edge provide beautiful contrast.	H12-12" W10-18"	Summer-Frost	  
'Wall Street' •Bold coppery orange with dark veining and serrated edges.	H12-20" W12-18"	Summer-Frost	  

PREMIUM ANNUALS



Stained Glassworks Series This series offers sun tolerance and flamboyant foliage. Color intensity increases with sunlight. Spikes of blue flowers appear whenever temperatures are warm.

'Defiance' •Red with a yellow edge.	H12-14" W18-24"	Summer-Frost	○ ● ●
'Presidio' •Excellent foliage stability and a strong, upright habit. The chartreuse foliage with burgundy flecks is striking and nonfading.	H18-30" W18-24"	Summer-Frost	○ ● ●
'Wedding Train' Trailing Coleus •Burgundy with green edges.	H6-10" W18-24"	Summer-Frost	○ ● ●

Combination Containers

Hanging Baskets Assorted Combinations (Fiber Containers)	H6-12" W18-24"	Late Spring-Frost	○ ●
Patio Pots Assorted Combinations (Plastic Containers)	H24-36" W24-36"	Late Spring-Frost	○ ●

Cosmos

Cosmic Series Stocky plants are well-branched and very free-flowering. Upright branching stems are lined with deeply divided, rich green, fern-like foliage. The stems are topped with numerous double and semi-double daisies.

'Mix' *SUMMER AVAILABILITY ONLY* •Assorted orange, red, and yellow.	H8-12" W12-18"	Summer-Frost	○
'Orange' *SUMMER AVAILABILITY ONLY* •Vibrant orange flowers, up to 2" across.	H8-12" W12-18"	Summer-Frost	○
'Red' *SUMMER AVAILABILITY ONLY* •Bright scarlet double flowers, up to 2" across.	H8-12" W12-18"	Summer-Frost	○
'Yellow' *SUMMER AVAILABILITY ONLY* •Bright yellow double flowers, up to 2" across.	H8-12" W12-18"	Summer-Frost	○

Craspedia Drumstick Flower These flowers have a long vase life. They are native to Australia and New Zealand and are also known as Billy Buttons, Billy Balls, and Woollyheads.

'Golf Beauty' *NEW* •Unique bright yellow, ball shaped bloom on a drumstick-like long, stiff stem.	H12-16" W8-10"	Summer	○ ♀ ✂
--	-------------------	--------	-------

Cuphea Masses of unique flowers shower these colorful plants over a long season. Thrives in heat, tolerates drought and attracts hummingbirds.

purpurea 'Firecracker' •Compact with tubular flowers of scarlet petals and deep purple centers.	H10-14" W10-14"	Summer-Fall	○ ● ♀ ♀
---	--------------------	-------------	------------

Enchantia Series Heat and drought-tolerant cuphea offers excellent summer performance. It provides a wider range of color, has better branching, and offers more flower power than standard cuphea. A great pollinator attractor. Excellent groundcover in areas with extreme heat. Great flower power.

'Lavender' *NEW* •Lavender	H10-14" W12-16"	Summer-Fall	○ ● ♀ ♀
'Purple' *NEW* •Dark purple	H10-14" W12-16"	Summer-Fall	○ ● ♀ ♀
'White' *NEW* •White	H10-14" W12-16"	Summer-Fall	○ ● ♀ ♀



Dahlia Dahlias have a compact, upright habit that comes from tissue-cultured stock for a more disease-free, uniform plant. Size varies up to 4' tall. Flowers are single or double. Plant in landscapes or containers. Generally grown as an annual, but tubers can be dug up after the first frost and stored over the winter.

Dahlegria Series Mound-forming, compact plants with dark foliage and brightly contrasting single flowers.

'Apricot Tricolor' •Pink, orange, yellow stigma.	H18-24" W10-16"	Spring-Frost	
'Magenta Bicolor' •Magenta with white center.	H18-24" W10-16"	Spring-Frost	
'Pink Flame' •Pink	H18-24" W10-16"	Spring-Frost	
'Red' •Red	H18-24" W10-16"	Spring-Frost	
'Sunrise' •Red with yellow center.	H18-24" W10-16"	Spring-Frost	

Dahlinova Series This eye-catcher is a splash of hot, fresh color and dark green foliage.

'California' •Red and yellow bicolor.	H8-12" W10-15"	Spring-Fall	
'Carolina Orange' •Orange	H8-12" W10-15"	Spring-Fall	
'Florida' •Purple with white edge.	H8-12" W10-15"	Spring-Fall	
'Lisa Dark Pink' •Dark pink	H8-12" W10-15"	Spring-Fall	
'Montana' •Lemon yellow	H8-12" W10-15"	Spring-Fall	
'New York' •Pink with white tips.	H8-12" W10-15"	Spring-Fall	
'Oregon' *NEW* •Red	H8-12" W10-15"	Spring-Fall	

Happy Days Series Compact, upright habit that comes from tissue-cultured stock for a more disease free, uniform plant.

'Yellow' *NEW* •Bright yellow with an orange center and dark foliage.	H10-14" W10-14"	Spring-Fall	
---	--------------------	-------------	--

Hypnotica Series Uniform flowering time for all varieties. Grows large flowers on shorter stems with heavy foliage.

'Electric Pink' •Bright pink	H12-18" W14-20"	Summer-Frost	
'Icarus' •Large, yellow petals with wide red tips.	H12-18" W14-20"	Summer-Frost	
'Lavender' •Lavender	H12-18" W14-20"	Summer-Frost	
'Lemon Swirl' •Lemon yellow and white.	H12-18" W14-20"	Summer-Frost	
'Orange' •Orange	H12-18" W14-20"	Summer-Frost	

PREMIUM ANNUALS



PERENNIAL
FAVORITES

'Red' •Red	H12-18" W14-20"	Summer-Frost	○ ● ✂ ✂ ✂
'Rose Bicolor' •Yellow with pink tips.	H12-18" W14-20"	Summer-Frost	○ ● ✂ ✂ ✂
'Tequila Sunrise' •Yellow with red tips.	H12-18" W14-20"	Summer-Frost	○ ● ✂ ✂ ✂
'White' •Solid white	H12-18" W14-20"	Summer-Frost	○ ● ✂ ✂ ✂
'Yellow' •Bright yellow	H12-18" W14-20"	Summer-Frost	○ ● ✂ ✂ ✂

MegaBoom Series These plants have a compact, upright habit. Large flower heads, disease resistant.

'Berry Blast' *NEW* •Purple with white brushed in the center of each petal.	H8-14" W14-20"	Summer-Frost	○ ● ✂ ✂
'Fire' *NEW* •Red with a small yellow center.	H8-14" W14-20"	Summer-Frost	○ ● ✂ ✂
'Orange Crush' *NEW* •Orange shades	H8-14" W14-20"	Summer-Frost	○ ● ✂ ✂
'Passion Fruit' *NEW* •Salmon cream bicolor.	H8-14" W14-20"	Summer-Frost	○ ● ✂ ✂
'Raspberry Ice' *NEW* •Scarlet pink bicolor.	H8-14" W14-20"	Summer-Frost	○ ● ✂ ✂

Dorotheanthus

bellidiformis 'Mezoo Trailing Red' •Red flowers with variegated foliage. Succulent and mat forming. It has a dense, prostrate, free-branching and spreading habit. Loves heat.	H3-6" W6-12"	Foliage Plant Summer-Frost	○ ☐
--	-----------------	-------------------------------	-----

Euphorbia Clouds of airy flowers with green foliage and upright habit. Blooms summer to fall.

Star Dust Series A compact, mound form with oval, green leaves and excellent branching.

'White Flash' •Tiny white flowers. Does well in dry shade areas and under trees.	H15-18" W12-18"	Late Spring-Fall	○ ●
--	--------------------	------------------	-----

Fuchsia Wonderful flowers that bloom in the spring and continue throughout summer. Great in baskets and patio pots.

'Firecracker' •Coral flower clusters with gray-green and cream variegated leaves, flushed pink and have pink undersides.	H12-36" W12-36"	Summer-Fall	○ ● ● ✂
'Gartenmeister' •Coral-red	H12-36" W12-36"	Summer-Fall	○ ● ● ✂

Gazania (SUMMER AVAILABILITY ONLY) Colorful sunrays burst atop leathery green leaves. Loves dry, sunny areas. Flowers close each night and reopen at daybreak.

Kiss Series (splendens) Vigorous, uniformly mounded plants show off many flowers on short stems. Attractive foliage adds interest even when blooms are asleep. Plants love the heat and do great in borders, as a ground cover, in mixed containers and baskets.

'Frosty Orange Flame' *SUMMER AVAILABILITY ONLY* •Dark orange with light orange margins.	H8-10" W8-10"	Summer-Frost	○ ☐ ✂
'Frosty Red Flame' *SUMMER AVAILABILITY ONLY* •Scarlet red	H8-10" W8-10"	Summer-Frost	○ ☐ ✂
'Frosty White Flame' *SUMMER AVAILABILITY ONLY* •White-rose bicolor	H8-10" W8-10"	Summer-Frost	○ ☐ ✂

LEGEND: ✂=Pollinator • ✂=Cut Flower • ☐=Drought Resistant • ✂=Deer Resistant
▲=Native/Waterwise • ○=Full Sun • ●=Part Sun • ●=Full Shade • H=Height • W=Width



'Frosty Mix' *SUMMER AVAILABILITY ONLY* •Red, yellow, orange, white, and pink.	H8-10" W8-10"	Summer-Frost	○ ☼ ☼
'Frosty Yellow' *SUMMER AVAILABILITY ONLY* •Bright yellow flowers with yellow eye and bronze-tan spots.	H8-10" W8-10"	Summer-Frost	○ ☼ ☼
Geranium Easy to grow, colorful, and have a lovely fragrance.			
Calliope Series Interspecific Hybrid with zonal-type flowers and leaves. Outstanding flower color and growth habit. Vigorous grower with a mounding to semi-trailing growth habit.			
'Cascade Violet' •Semi-double, violet flowers. Bred for hanging baskets.	H12-16" W20-24"	Spring-Frost	○ ○ ☼
'Medium Bright Scarlet' •Bright scarlet	H14-18" W16-20"	Spring-Frost	○ ○ ☼
'Medium Crimson Flame' •Intense bicolor flowers of dark red edged in deep pink.	H14-18" W16-20"	Spring-Frost	○ ○ ☼
'Medium Dark Red' •Dark red flowers	H14-18" W16-20"	Spring-Frost	○ ○ ☼
'Medium Deep Rose' •Bright lavender-pink	H14-18" W16-20"	Spring-Frost	○ ○ ☼
'Medium Pink Flame' •Pink with a darker pink eye zone.	H14-18" W16-20"	Spring-Frost	○ ○ ☼
'Medium Violet' •Dark violet-purple	H14-18" W16-20"	Spring-Frost	○ ○ ☼
'Medium White' •Large, semi-double, pure white flowers.	H14-18" W16-20"	Spring-Frost	○ ○ ☼
Zonal American Series			
'White' •White. Fragrant.	H12-16" W14-18"	Spring-Frost	○ ○ ☼ ☼
Zonal Rocky Mountain Series Easy to grow and are very showy in ground beds and containers with exceptionally large blooms.			
'Dark Red' •Dark red blooms over dark green foliage.	H14-18" W16-20"	Spring-Frost	○ ○ ☼
'Deep Rose' *NEW* •Deep rose	H14-18" W16-20"	Spring-Frost	○ ○ ☼
'Lavender' •Lavender	H14-18" W16-20"	Spring-Frost	○ ○ ☼
'Orange' •Orange shades	H14-18" W16-20"	Spring-Frost	○ ○ ☼
'Pink' •Pink	H14-18" W16-20"	Spring-Frost	○ ○ ☼
'Violet' •Violet pink	H14-18" W16-20"	Spring-Frost	○ ○ ☼

Helichrysum Velvety round foliage makes great accent plants. Semi-trailing habit makes it ideal for hanging baskets and containers. White is a more vigorous grower than Lemon. Cold tolerant. Don't over water.

petiolare 'Gold Leaf' *NEW* •Chartreuse-yellow leaves.	H8-12" W18-20"	Spring-Frost	○ ● ☿
petiolare 'Silver' •Silvery green leaves.	H8-12" W18-20"	Spring-Frost	○ ● ☿ ☿ ☿
petiolare 'White Licorice' •Silvery white foliage.	H8-12" W18-20"	Spring-Frost	○ ●

Heliotropium Heliotrope Large clusters of vanilla scented flowers rise above the green foliage of this upright plant. Blooms early summer to fall. Heat tolerant. Great in containers or landscape.

arborescens 'Marino Blue' •Dark violet with lavender centers.	H12-18" W12-18"	Late Spring-Frost	○ ●
---	--------------------	-------------------	-----

Hypoestes Polka Dot Plant An evergreen tropical subshrub that has colorful spotted leaves. These plants will produce tiny lilac flowers but is grown for their foliage.

Splash Select Series This mix includes red, rose, pink, and white plants with speckles of green on the leaves. Can also be grown as an indoor houseplant.

'Pink' •Light pink leaves with dark green speckles.	H10-18" W12-14"	Spring-Frost	● ●
'Red' •Dark red leaves with dark green speckles.	H10-18" W12-14"	Spring-Frost	● ●
'Rose' •Dark pink leaves with dark green speckles.	H10-18" W12-14"	Spring-Frost	● ●
'White' •White leaves with dark green speckles.	H10-18" W12-14"	Spring-Frost	● ●

Impatiens In full to partial shade gardens, impatiens grow more colorfully than a painter's palette. Carefree, they need no pinching, and in full shade, little watering.

Beacon Series This series offers high resistance to downy mildew and won't collapse due to this destructive disease. Ideal for landscape and mass plantings.

'Bright Red' •Red	H15-20" W12-14"	Spring-Frost	● ●
'Formula Mix' •Reds, pinks and white.	H15-20" W12-14"	Spring-Frost	● ●
'Orange' •Bright orange	H15-20" W12-14"	Spring-Frost	● ●
'Violet Shades' •Dark violet-pink shades	H15-20" W12-14"	Spring-Frost	● ●
'White' •Bright white	H15-20" W12-14"	Spring-Frost	● ●

Bounce Series Amazing color for shade. Masses of beautiful blooms from spring to first frost. Disease resistant and best of all, will "bounce back" from a missed watering or two. Heat tolerant.

'Bright Coral' •Coral with a small pink center.	H14-20" W14-20"	Spring-Frost	● ●
'Cherry' •Cherry-red	H14-20" W14-20"	Spring-Frost	● ●
'Pink Flame' •Bright pink bicolor	H14-20" W14-20"	Spring-Frost	● ●
'Violet' •Violet-pink	H14-20" W14-20"	Spring-Frost	● ●
'White' •Bright white with a small dark pink center.	H14-20" W14-20"	Spring-Frost	● ●

LEGEND: ☿=Pollinator • ✂=Cut Flower • ☿=Drought Resistant • ☿=Deer Resistant
▲=Native/Waterwise • ○=Full Sun • ◐=Part Sun • ●=Full Shade • H=Height • W=Width

Sunpatiens Series Robust, sun and heat-loving impatiens that thrive in full sun or part shade and deliver continuous color from spring through frost. Whether used in baskets, window boxes, patio pots or in the landscape, these beautiful plants combine massive flower power with tough, low-maintenance plants that flourish almost anywhere. Can be difficult to establish, extra watering required. Plant 4-8" apart to encourage better plant growth and a more uniform look in the landscape.

'Blush Pink' •Light pink	H14-28" W14-24"	Spring-Frost	○ ● ●
'Compact Classic White' •Solid white	H14-28" W14-24"	Spring-Frost	○ ● ●
'Compact Deep Red' •Solid dark red	H14-28" W14-24"	Spring-Frost	○ ● ●
'Compact Electric Orange' •Solid orange	H14-28" W14-24"	Spring-Frost	○ ● ●
'Compact Hot Coral' •Bright coral with a pink eye.	H14-28" W14-24"	Spring-Frost	○ ● ●
'Compact Lilac' •Solid lavender-pink	H14-28" W14-24"	Spring-Frost	○ ● ●
'Compact Purple' •Dark purple	H14-28" W14-24"	Spring-Frost	○ ● ●
'Compact Red Candy' •Two-toned dark pink with red markings.	H14-28" W14-24"	Spring-Frost	○ ● ●
'Compact Rose Glow' •Deep rose	H14-28" W14-24"	Spring-Frost	○ ● ●
'Compact Tropical Rose' •Pink shades with variegated foliage.	H14-28" W14-24"	Spring-Frost	○ ● ●

Ipomoea Sweet Potato Vine Accent plant with large leaves and a vigorous growth habit. Performs well in landscape, baskets, or containers, but protect from the cold. Heat lover.

batatas 'Black Heart' •Heart-shaped, deep black-purple foliage.	H6-12" W48-60"	Summer-Frost	○ ●
batatas 'Marguerite' •Chartreuse, heart-shaped foliage. Exceptionally vigorous growth habit.	H4-10" W48-60"	Summer-Frost	○ ●

Solar Power Series Accent plant with large leaves and a mounding, vigorous growth habit. These are densely branched plants. Sun and heat lover.

'Black' •Deep cut with black, dark-veined foliage. Holds its color all summer.	H10-12" W24-36"	Summer-Frost	○ ●
'Black Heart' •Deep black coloration that stays true all summer. Very clean, true heart-shaped leaf.	H10-12" W24-36"	Summer-Frost	○ ●
'Lime' •Deeply cut, brightly colored, lime-green foliage.	H10-12" W24-36"	Summer-Frost	○ ●
'Lime Heart' •Chartreuse-green foliage that holds its color and shape all summer. Has a slight lobe in the heart-shape of the foliage.	H10-12" W24-36"	Summer-Frost	○ ●
'Red' •Bronze with cut, red-veined leaves.	H10-12" W24-36"	Summer-Frost	○ ●
'Red Heart' •Deep red color all summer. Clean, true, heart-shaped leaves.	H10-12" W24-36"	Summer-Frost	○ ●

Solar Tower Series First ever self-climbing Ipomoea. Climbs very quickly. Ideal for use with a trellis, as a topiary, or on a vertical wall planting. Low maintenance.

'Black' •Dark, deeply cut, purple-black leaves.	H48-84" W36-48"	Summer-Frost	○
'Lime' •Deeply cut, brightly colored, lime-green foliage.	H48-84" W36-48"	Summer-Frost	○

PREMIUM ANNUALS



PERENNIAL
FAVORITES

Lantana *Tickberry* Mounding habit with vibrant cluster blooms. Great summer color. Heat and sun lover.

Landmark Series Consistent vigor for fast fill and fuller canopies. Thrives in extreme heat, humidity, and drought

'Citrus' •Yellow to orange	H15-20" W-18-24"	Spring-Frost	○ ☼ ☼ ☼ ☼
'Red' *NEW* •Clusters of red-orange and yellow.	H15-20" W-18-24"	Spring-Frost	○ ☼ ☼ ☼ ☼
'Sunrise Rose' •Rose to yellow	H15-20" W-18-24"	Spring-Frost	○ ☼ ☼ ☼ ☼
'White' *NEW* •White to cream to yellow clusters.	H15-20" W-18-24"	Spring-Frost	○ ☼ ☼ ☼ ☼
'Yellow' •Pure yellow	H15-20" W-18-24"	Spring-Frost	○ ☼ ☼ ☼ ☼

Lucky Series Plants stay upright with a controlled habit all season. Ideal for small-space gardens and containers.

'Flame' •Emerges golden yellow, then fades to orange and red.	H12-16" W12-14"	Spring-Frost	○ ☼ ☼ ☼ ☼
'Lavender' •Lavender pink and light yellow to white.	H12-16" W12-14"	Spring-Frost	○ ☼ ☼ ☼ ☼
'Pink' •Pink to yellow	H12-16" W12-14"	Spring-Frost	○ ☼ ☼ ☼ ☼
'Red' •Gold, orange, and dark velvety red.	H12-16" W12-14"	Spring-Frost	○ ☼ ☼ ☼ ☼
'White' •Clusters of white with yellow centers.	H12-16" W12-14"	Spring-Frost	○ ☼ ☼ ☼ ☼
'Yellow' •Bright solid yellow	H12-16" W12-14"	Spring-Frost	○ ☼ ☼ ☼ ☼

Lobelia Delicate foliage covered with airy, three-petal, fan-shaped blooms. Compact mounding to trailing habits.



erinus 'Crystal Palace' •The leaves are bronze-tipped in part shade, intensifying in full sun and topped with masses of rich dark blue flowers. Mounding habit.	H4-6" W6-8"	Spring-Frost	○ ○
---	----------------	--------------	-----

Magadi Series Market leader for heat tolerance, this versatile series offers brilliant colors and different habits with strong performance. Basket varieties have a semi-trailing habit; all others are more mounding.













'Basket Dark Blue' •Blue-violet flowers over dark green foliage. Trailing habit; great for baskets or containers.	H6-10" W8-12"	Spring-Frost	○ ○
'Basket Dark Purple' •Dark purple flowers over dark green foliage. Trailing habit; great for baskets or containers.	H6-10" W8-12"	Spring-Frost	○ ○
'Basket White' •Pure white flowers over dark green foliage. Trailing habit; great for baskets or containers.	H6-10" W8-12"	Spring-Frost	○ ○
'Compact White' •White	H6-10" W8-12"	Spring-Frost	○ ○ ☼
'Dark Blue' •Blue-violet	H6-10" W8-12"	Spring-Frost	○ ○
'Electric Blue' •Trailing azure-blue flowers with no deadheading.	H6-10" W8-12"	Spring-Frost	○ ○
'Electric Purple' •Bright violet-purple with a white center.	H6-10" W8-12"	Spring-Frost	○ ○

LEGEND: ☼=Pollinator • ✂=Cut Flower • ☼=Drought Resistant • ☼=Deer Resistant
▲=Native/Waterwise • ○=Full Sun • ◐=Part Sun • ●=Full Shade • H=Height • W=Width

Techno Series Bred to withstand the hottest summer temperatures while blooming nonstop. Low maintenance, mounding semi-upright growth habit with dark green foliage.

















'Upright Blue' •Blue	H8-12" W16-20"	Spring-Frost	   
'Upright Dark Blue' *NEW* •Bright blue with white center.	H8-12" W16-20"	Spring-Frost	   
'Upright White' •Solid white	H8-12" W16-20"	Spring-Frost	   

Riviera Series (erinus) (SUMMER AVAILABILITY ONLY) Dwarf, vigorous series blooms very early and profusely. Plants keep their compact, mounded habit, making them ideal for gardens, color bowls, and containers.



'Blue Eyes' *SUMMER AVAILABILITY ONLY* •Blue with white center.	H4-6" W6-8"	Spring-Frost	  
'Mix' *SUMMER AVAILABILITY ONLY* •Mix of white, lilac, and rose.	H4-6" W6-8"	Spring-Frost	  
'Rose' *SUMMER AVAILABILITY ONLY* •Magenta-pink blooms with white eyes.	H4-6" W6-8"	Spring-Frost	  
'White' *SUMMER AVAILABILITY ONLY* •Solid bright white	H4-6" W6-8"	Spring-Frost	  

Lobularia *Allysum* Covered with fragrant, small flowers. Heat and frost tolerant.







Stream Series Honey scented. Heat tolerant. Mounding habit.

'Lavender' •Lavender-purple blooms.	H8-12" W12-15"	Spring-Frost	   
'Purple Improved' •Dark purple blooms that don't fade in the sun.	H8-12" W12-15"	Spring-Frost	   
'Raspberry' •Raspberry	H8-12" W12-15"	Spring-Frost	   
'White' •White	H8-12" W12-15"	Spring-Frost	   







Lotus Accent plant has silvery-gray, needle-like foliage. Unique flowers resemble parrot beaks. Needs cool night temperatures below 55 degrees to induce blooms.

'Parrot's Beak' •Yellow, orange, and red blooms.	H8-12" W10-12"	Spring-Frost	 
--	-------------------	--------------	---

Lysimachia

nummularia 'Aurea Goldilocks' •Yellow foliage	H2-4" W12-24"	Summer	  
nummularia 'Creeping Jenny' •Green foliage	H2-4" W24-36"	Summer	  

Marigold (SUMMER AVAILABILITY ONLY) Marigolds have daisy-like or double carnation-like flowerheads and are produced singly or in clusters. No annual is more cheerful or easier to grow than marigolds.

erecta 'Taishan Orange' •Orange. Larger flowers	H10-12" W8-10"	Spring-Summer	 
erecta 'Taishan Yellow' •Yellow. Larger flowers	H10-12" W8-10"	Spring-Summer	 
patula 'Strawberry Blonde' •Pink to yellow	H8-10" W8-10"	Spring-Summer	 

PREMIUM ANNUALS



Durango Series (patula) Ever popular, sun-loving and easily grown. The finely cut foliage has a distinctive scent. Blooms are large anemone-type, producing large quantities of color the entire season.			
'Bolero' *SUMMER AVAILABILITY ONLY* •Yellow and red	H10-12" W6-8"	Spring-Frost	○ ● ☼
'Mix' *SUMMER AVAILABILITY ONLY* •Orange, red, and yellow.	H10-12" W6-8"	Spring-Frost	○ ● ☼
'Orange' *SUMMER AVAILABILITY ONLY* •Solid orange	H10-12" W6-8"	Spring-Frost	○ ● ☼
'Red' *SUMMER AVAILABILITY ONLY* •Bold brick-red	H10-12" W6-8"	Spring-Frost	○ ● ☼
'Yellow' *SUMMER AVAILABILITY ONLY* •Bright solid yellow	H10-12" W6-8"	Spring-Frost	○ ● ☼
Mecardonia Small green leaves are covered with yellow Nemesia-like flowers. Excellent heat tolerance. This low maintenance landscape plant is also great in baskets and containers due to its trailing habit.			
'Garden Freckles' •Bright yellow	H4-6" W10-12"	Spring-Frost	○ ●
'Magic Carpet' •Yellow	H4-6" W14-18"	Spring-Frost	○ ●
Osteospermum African Daisy Large daisy flowers. Plant has a compact growth habit and is an early spring bloomer. Blooming slows in high heat but flowers will return with cooler weather. They don't like 'wet-feet'.			
'Voltage Gold' •Golden yellow	H10-16" W24-28"	Spring-Fall	○ ☼ ☼
'Voltage White' •White with a yellow center and pale yellow on the underside of the petal.	H12-18" W14-20"	Spring-Fall	○ ☼ ☼
'Voltage Yellow' •Bright yellow	H10-16" W24-28"	Spring-Fall	○ ☼ ☼
4D Series (ecklonis) This true double flower stays open all day and night for high-impact displays of color. Works great in hanging baskets, containers, and gardens.			
'Berry White' •White with a rose center.	H8-12" W12-16"	Late Spring-Frost	○ ☼
'Harvest Moon' •Pale moon yellow outer petals with a dark brown center.	H8-12" W12-16"	Late Spring-Frost	○ ☼
'Purple' •Two-toned purple is light on the outer edge and a shade darker in the center.	H8-12" W12-16"	Late Spring-Frost	○ ☼
'Violet Ice' *NEW* •White with a purple center and a brush of purple on the very tips of the petals.	H8-12" W12-16"	Late Spring-Frost	○ ☼
'White' •Solid white	H8-12" W12-16"	Late Spring-Frost	○ ☼
'Yellow' •Bright double yellow flowers stay open 24/7.	H8-12" W12-16"	Late Spring-Frost	○ ☼
Flower Power Series (ecklonis) Early-to-flower series with a more mounded habit. Works great in containers and landscape. Petals are uniquely spooned-shaped.			
'Spider Pink' •The 'spoons' are dark pink on the inside and light pink on the outside with a dark center.	H10-14" W14-20"	Spring-Frost	○ ☼ ☼
'Spider Purple' •Dark purple flowers with a darker center.	H10-14" W14-20"	Spring-Frost	○ ☼ ☼
'Spider White' •White petals with light purple on the reverse side and a darker center.	H10-14" W14-20"	Spring-Frost	○ ☼ ☼

LEGEND: ☼=Pollinator • ✂=Cut Flower • ☼=Drought Resistant • ☼=Deer Resistant
 ▲=Native/Waterwise • ○=Full Sun • ◐=Part Sun • ●=Full Shade • H=Height • W=Width

Zion Series (ecklonis) Inspired by the colors of Zion National Park in Utah, this series features distinctive novel colors. Large flowers on plants with an upright habit. Heat and frost tolerant.

'Blue Denim' •Silvery blue flowers with black eyes and violet tips.	H16-20" W16-24"	Late Spring-Frost	○ ☞ ☼
'Copper Amethyst' •Dark purple to orange.	H16-20" W16-24"	Late Spring-Frost	○ ☞ ☼
'Morning Sun' •Bright yellow with a purple eyezone. Upright habit. Heat tolerant.	H16-20" W16-24"	Late Spring-Frost	○ ☞ ☼
'Orange Burst' •Bronze, orange and yellow bicolor	H16-20" W16-24"	Late Spring-Frost	○ ☞ ☼
'Purple Sun' •Light orange petals with a brushed on purple eye zone. Unique brilliant earth tones.	H16-20" W16-24"	Late Spring-Frost	○ ☞ ☼
'Red' •Solid dark red	H16-20" W16-24"	Late Spring-Frost	○ ☞ ☼
'Rose Surprise' •Yellow to pink	H16-20" W16-24"	Late Spring-Frost	○ ☞ ☼

Pansy (SPRING AND FALL AVAILABILITY) Low maintenance and frost tolerant. Great in landscapes and containers, for spring or fall.

'Atlas Black' •Black with a tiny yellow throat.	H6-8" W8-10"	Early Spring/Fall Zone 6(-10°)	○ ◐ ●
'Spooky Halloween Mix' •Purple and orange	H6-8" W8-10"	Early Spring/Fall Zone 6(-10°)	○ ◐ ●

Matrix Series Plants are compact with a well branched, mounding habit.

'Autumn Blaze Mix' *FALL AVAILABILITY ONLY* •Burgundy, orange, and yellow.	H-6-8" W8-10"	Early Spring/Fall Zone 6(-10°)	○ ◐ ●
'Beaconsfield' *FALL AVAILABILITY ONLY* •Lavender, purple, deep purple to black face with a tiny yellow throat.	H-6-8" W8-10"	Early Spring/Fall Zone 6(-10°)	○ ◐ ●
'Blotch Mix' *SPRING AND FALL AVAILABILITY* •Mix with dark centers.	H-6-8" W8-10"	Early Spring/Fall Zone 6(-10°)	○ ◐ ●
'Blue Blotch' *SPRING AND FALL AVAILABILITY* •Deep blue with a dark center.	H-6-8" W8-10"	Early Spring/Fall Zone 6(-10°)	○ ◐ ●
'Citrus Mix' *SPRING AND FALL AVAILABILITY* •Orange, yellow, and white.	H-6-8" W8-10"	Early Spring/Fall Zone 6(-10°)	○ ◐ ●
'Clear Mix' *SPRING AND FALL AVAILABILITY* •Solid colors mix.	H-6-8" W8-10"	Early Spring/Fall Zone 6(-10°)	○ ◐ ●
'Midnight Glow' *SPRING AND FALL AVAILABILITY* •Dark purple with a yellow center.	H-6-8" W8-10"	Early Spring/Fall Zone 6(-10°)	○ ◐ ●
'Morpheus' *FALL AVAILABILITY ONLY* •Yellow center petals with whiskers complemented by violet wings.	H-6-8" W8-10"	Early Spring/Fall Zone 6(-10°)	○ ◐ ●
'Ocean' *SPRING AND FALL AVAILABILITY* •Light purple with a dark center.	H-6-8" W8-10"	Early Spring/Fall Zone 6(-10°)	○ ◐ ●
'Orange' *SPRING AND FALL AVAILABILITY* •Solid orange	H-6-8" W8-10"	Early Spring/Fall Zone 6(-10°)	○ ◐ ●
'Pink Shades' *SPRING AND FALL AVAILABILITY* •Pink shades with dark centers.	H-6-8" W8-10"	Early Spring/Fall Zone 6(-10°)	○ ◐ ●
'Primrose' *SPRING AND FALL AVAILABILITY* •Medium light yellow	H-6-8" W8-10"	Early Spring/Fall Zone 6(-10°)	○ ◐ ●
'Purple' *SPRING AND FALL AVAILABILITY* •Purple with a small yellow center and dark purple veining.	H-6-8" W8-10"	Early Spring/Fall Zone 6(-10°)	○ ◐ ●
'Rose' *SPRING AND FALL AVAILABILITY* •Rose-red with a tiny yellow eye.	H-6-8" W8-10"	Early Spring/Fall Zone 6(-10°)	○ ◐ ●

PREMIUM ANNUALS



PERENNIAL
FAVORITES

'Rose Wing' *SPRING AND FALL AVAILABILITY* •White with a dark center and a rose wing.	H-6-8" W8-10"	Early Spring/Fall Zone 6(-10°)	○ ● ●
'Sangria' *FALL AVAILABILITY ONLY* •Wine shades with variations of yellow halo around the center blotch.	H-6-8" W8-10"	Early Spring/Fall Zone 6(-10°)	○ ● ●
'Scarlet' *FALL AVAILABILITY ONLY* •Dark red with a tiny yellow eye.	H-6-8" W8-10"	Early Spring/Fall Zone 6(-10°)	○ ● ●
'Solar Flare' *SPRING AND FALL AVAILABILITY* •Orange-yellow with a dark center.	H-6-8" W8-10"	Early Spring/Fall Zone 6(-10°)	○ ● ●
'Sunrise' *SPRING AND FALL AVAILABILITY* •Shades of pinks and yellows with a dark center.	H-6-8" W8-10"	Early Spring/Fall Zone 6(-10°)	○ ● ●
'True Blue' *SPRING AND FALL AVAILABILITY* •Blue with a small yellow center and darker blue veining.	H-6-8" W8-10"	Early Spring/Fall Zone 6(-10°)	○ ● ●
'White' *SPRING AND FALL AVAILABILITY* •Solid white with a tiny yellow center.	H-6-8" W8-10"	Early Spring/Fall Zone 6(-10°)	○ ● ●
'White Blotch' *SPRING AND FALL AVAILABILITY* •White with a dark center.	H-6-8" W8-10"	Early Spring/Fall Zone 6(-10°)	○ ● ●
'Yellow' *SPRING AND FALL AVAILABILITY* •Solid bright yellow.	H-6-8" W8-10"	Early Spring/Fall Zone 6(-10°)	○ ● ●
'Yellow Blotch' *SPRING AND FALL AVAILABILITY* •Yellow with a dark center.	H-6-8" W8-10"	Early Spring/Fall Zone 6(-10°)	○ ● ●

Pepper; See Capsicum

Perilla Foliage plant that is heat and cold tolerant. Extremely well branched. Fast and vigorous growth. Grow in garden or large containers.

Magilla Series (frutescens)

'Purple' •Showy, maroon-purple, coleus-like foliage with a bright pink leaf center.	H24-36" W12-18"	Summer-Frost	○ ● ● ♣
---	--------------------	--------------	---------

Petchoa These are Petunia/Calibrachoa hybrids that produce large flowers, non-sticky foliage and all-weather performance. Works well being planted directly in the ground.

SuperCal Series This series has a mounding, spreading habit and a long bloom time with showy flowers.

'Premium Bordeaux' •Bordeaux red	H14-24" W14-26"	Spring-Fall	○ ● ♀
'Premium Cinnamon' •Dark orange	H14-24" W14-26"	Spring-Fall	○ ● ♀
'Premium Pearl White' •White with a small yellow eye zone.	H14-24" W14-26"	Spring-Fall	○ ● ♀
'Premium Purple Dawn' •Purple with a darker eye zone.	H14-24" W14-26"	Spring-Fall	○ ● ♀
'Premium Red Maple' *NEW* •Solid red	H14-24" W14-26"	Spring-Fall	○ ● ♀
'Premium Sunray Pink' •Dark lavender-pink with red-brown eye zone and veining.	H14-24" W14-26"	Spring-Fall	○ ● ♀
'Premium Sunset Orange' •Gold-orange	H14-24" W14-26"	Spring-Fall	○ ● ♀
'Premium Yellow Sun' •Yellow with darker veining.	H14-24" W14-26"	Spring-Fall	○ ● ♀

LEGEND: ♀=Pollinator • ✂=Cut Flower • ♣=Drought Resistant • 🦌=Deer Resistant
▲=Native/Waterwise • ○=Full Sun • ◐=Part Sun • ●=Full Shade • H=Height • W=Width



Petunia Trumpet-shaped flowers.

Capella Series Big flowers on a compact, mounded form with a semi-trailing habit. Perfect for small pots and summer borders. Early blooms are self-cleaning for a tidy look all season. Tolerates heat and holds up in rain and wind.

'Coral' •Solid coral	H8-10" W10-14"	Spring-Early Fall	○ 🦋
'Hello Yellow' •Solid yellow	H8-10" W10-14"	Spring-Early Fall	○ 🦋
'Indigo' •Purple-blue	H8-10" W10-14"	Spring-Early Fall	○ 🦋
'Mulberry' •Purple-pink	H8-10" W10-14"	Spring-Early Fall	○ 🦋
'Pink Lace' •Light pink with dark pink veining.	H8-10" W10-14"	Spring-Early Fall	○ 🦋
'Purple' •Purple	H8-10" W10-14"	Spring-Early Fall	○ 🦋
'Purple Veins' •Light purple with dark veining.	H8-10" W10-14"	Spring-Early Fall	○ 🦋
'Ruby Red' •Red	H8-10" W10-14"	Spring-Early Fall	○ 🦋
'White' •White with a tiny light green throat.	H8-10" W10-14"	Spring-Early Fall	○ 🦋

Cascadia Series Low spreading growth habits and flowers produced all along the trailing stems.

'Indian Summer' •Orange and pink blooms.	H6-10" W12-36"	Spring-Frost Zone 6(-10°)	○ 🦋
--	-------------------	------------------------------	-----

DuraBloom Series This series was bred for garden performance. Quick to recover from rain and wind. Well branched with large, bright colored flowers. Spreading habit when planted in the landscape.

'Blue Vein' •Light blue with deep blue throat.	H8-12" W18-24"	Spring-Frost	○ 🦋
'Electric Lilac' •Deep lilac	H8-12" W18-24"	Spring-Frost	○ 🦋
'Hot Pink' •Dark pink	H8-12" W18-24"	Spring-Frost	○ 🦋
'Purple' •Purple	H8-12" W18-24"	Spring-Frost	○ 🦋
'Red' •Red	H8-12" W18-24"	Spring-Frost	○ 🦋
'Royal Pink' •Pink with a darker eye.	H8-12" W18-24"	Spring-Frost	○ 🦋
'Watermelon' •Red	H8-12" W18-24"	Spring-Frost	○ 🦋
'White' •White with a light yellow throat.	H8-12" W18-24"	Spring-Frost	○ 🦋
'Yellow' •Yellow	H8-12" W18-24"	Spring-Frost	○ 🦋

Easy Wave Series (SUMMER AVAILABILITY ONLY) Super fast growing, luxuriant, easy care, spreading, trailing, and blooms profusely.

'Blue' *SUMMER AVAILABILITY* •Dark blue	H6-12" W30-40"	Early Spring-Early Fall	○ 🦋 🌱
'Burgundy Velour' *SUMMER AVAILABILITY* •Burgundy with a black eye zone.	H6-12" W30-40"	Early Spring-Early Fall	○ 🦋 🌱
'Formula Mix' *SUMMER AVAILABILITY* •Mix of bright solid colors.	H6-12" W30-40"	Early Spring-Early Fall	○ 🦋 🌱

PREMIUM ANNUALS



PERENNIAL
FAVORITES

'Lavender Sky Blue' *SUMMER AVAILABILITY* •Medium blue	H6-12" W30-40"	Early Spring-Early Fall	○ ♀ ☞
'Pink' *SUMMER AVAILABILITY* •Pink	H6-12" W30-40"	Early Spring-Early Fall	○ ♀ ☞
'Red' *SUMMER AVAILABILITY* •Bright red	H6-12" W30-40"	Early Spring-Early Fall	○ ♀ ☞
'Violet' *SUMMER AVAILABILITY* •Violet	H6-12" W30-40"	Early Spring-Early Fall	○ ♀ ☞
'White' *SUMMER AVAILABILITY* •Solid white with a light green center.	H6-12" W30-40"	Early Spring-Early Fall	○ ♀ ☞
'Yellow' *SUMMER AVAILABILITY* •Yellow edged in a lighter yellow to white margin.	H6-12" W30-40"	Early Spring-Early Fall	○ ♀ ☞
Headliner Series This mounded petunia series offers early flowering with a dramatic color range. They create eye-catching finished baskets, pots, and annual beds with large blooms.			
'Banana Cherry' •Creamy yellow with thick burgundy edging.	H10-16" W20-30"	Spring-Frost	○ ♀ ☞
'Crystal Sky' •Lavender with white splotches and dark purple veining.	H10-16" W20-30"	Spring-Frost	○ ♀ ☞
'Electric Purple Sky' •Purple splotched with white.	H10-16" W20-30"	Spring-Frost	○ ♀ ☞
'Night Sky' •Dark violet blooms splotched with white.	H10-16" W20-30"	Spring-Frost	○ ♀ ☞
'Pink Sky' •Dark pink blooms splotched with white.	H10-16" W20-30"	Spring-Frost	○ ♀ ☞
'Raspberry Swirl' *NEW* •Purple and white bicolor.	H10-16" W20-30"	Spring-Frost	○ ♀
'Sky Blue' •Blue	H10-16" W20-30"	Spring-Frost	○ ♀ ☞
'Strawberry Sky' •Red with white speckles.	H10-16" W20-30"	Spring-Frost	○ ♀ ☞
Itsy Series Small but mighty! With exceptional color coverage and good vigor, it's great for both the landscape and containers.			
'Magenta' •Magenta	H4-6" W18-24"	Spring-Summer	○ ♀
'Pink' •Pink with a white throat.	H4-6" W18-24"	Spring-Summer	○ ♀
'White' •White	H4-6" W18-24"	Spring-Summer	○ ♀
Ray Series Mounding, semi-trailing habit. Large, showy flowers. Better performance.			
'Black' •Solid black	H14-18" W14-18"	Spring-Frost	○ ♀
Phlox Large, lightly scented blooms cover mounding to cascading plants. They love to grow cool, but are also very heat and drought tolerant. Performs well in landscapes, baskets, and containers.			
Phlox Gisele Series Bred for reliable rooting, heat tolerance and large, attractive flower clusters. Has a mounding, trailing habit.			
'Hot Pink' •Hot pink with a brushed white eye.	H10-12" W14-18"	Spring-Frost	○ ◐ ♀
'Light Pink with Eye' •Light pink with red eye.	H10-12" W14-18"	Spring-Frost	○ ◐ ♀
'Purple' •Purple	H10-12" W14-18"	Spring-Frost	○ ◐ ♀
'Red' •Red	H10-12" W14-18"	Spring-Frost	○ ◐ ♀
'White' •White	H10-12" W14-18"	Spring-Frost	○ ◐ ♀

LEGEND: ♀=Pollinator • ✂=Cut Flower • ♀=Drought Resistant • ☞=Deer Resistant
▲=Native/Waterwise • ○=Full Sun • ◐=Part Sun • ●=Full Shade • H=Height • W=Width

Plectranthus Long, trailing stems in variegated green and white foliage.

coleoides 'Variegata'

•Variegated green with small white margins.

H6-8"
W12-18"

Spring-Frost



Portulaca This accent plant cascades fountain-like from baskets, containers, or as a ground cover.

Sundial Series An early, uniformly growing plant with compact growth habit, green foliage and fully doubled large flowers that bloom in an array of colors.

'Deep Red'

•Red

H6-8"
W14-16"

Late Spring-
Summer



'Fuchsia'

•Bright fuchsia

H6-8"
W14-16"

Late Spring-
Summer



'Mix'

•Mix

H6-8"
W14-16"

Late Spring-
Summer



'Orange'

•Orange

H6-8"
W14-16"

Late Spring-
Summer



'White'

•White

H6-8"
W14-16"

Late Spring-
Summer



'Yellow'

•Yellow

H6-8"
W14-16"

Late Spring-
Summer



Salvia Sage Large and diverse group of hardy and tender perennials, annuals, and herbs. Fairly drought tolerant. Bright tubular flowers form whorled spikes. Foliage is usually aromatic.

farinacea 'Victoria Blue' *606 SUMMER AVAILABILITY ONLY*

•Intense blue flowers that rest on a compact plant on narrow gray-green leaves.

H18-24"
W12-18"

Summer-Frost



farinacea 'Victoria White' *606 SUMMER AVAILABILITY ONLY*

•Pure white flowers that rest on a compact plant of narrow gray-green leaves.

H18-24"
W12-18"

Summer-Fall



greggii 'Hot Lips'

•Bicolor red and white.

H30-36"
W18-24"

Summer-Fall



guarantica 'Black and Blue'

•Bushy, upright plant is free branching. Dark green, slightly hairy leaves with tubular dark purple flowers.

H18-30"
W12-18"

Early Summer-Frost



'Fashion Orange' *NEW*

•Orange

H24-30"
W18-24"

Early Summer-Frost



'Hummingbird Falls'

•Deep purple

H12-24"
W18-36"

Spring-Fall



'Wendy's Wish'

•Deep green foliage has a well branching habit, producing dark pink flowers.

H30-36"
W24-36"

Spring-Summer



Tanami Series Large and diverse group of fairly drought tolerant long blooming plants. Bright tubular flowers form whorled spikes. Foliage is usually aromatic. A western US native. Upright and mounding habit.

'Blue' *NEW*

•Bright blue

H12-18"
W12-18"

Late Spring-Fall
Zone 4(-30°)



'Purple' *NEW*

•Purple

H12-18"
W12-18"

Late Spring-Fall
Zone 4(-30°)



'Red' *NEW*

•Red

H12-18"
W12-18"

Late Spring-Fall
Zone 4(-30°)




'Salmon' *NEW*

•Salmon

H12-18"
W12-18"

Late Spring-Fall
Zone 4(-30°)



'White' *NEW*

•White

H12-18"
W12-18"

Late Spring-Fall
Zone 4(-30°)



Sanvitalia Great for ground covers and small to mid-size containers. Bright flowers bloom continuously, very heat tolerant.			
speciosa 'Powerbini' •Abundant small yellow flowers.	H6-10" W12-16"	Summer-Frost	○ ● ♀
Scaevola Fan Flower Fan-shaped flowers on serrated, oval, dark green leaves. Heat tolerant and easy to maintain. Great in the landscape and containers.			
'Pink Blessing' •Pink	H6-8" W22-24"	Spring-Frost	○
Touch Series This floriferous filler plant is drought tolerant and thrives in hot summer temperatures. Scaevola is a pest-resistant and low-maintenance plant.			
'Indigo' •Purple	H8-14" W18-24"	Spring-Frost	○
'White' •White	H8-14" W18-24"	Spring-Frost	○
Senecio Dusty Miller			
candicans 'Angel Wings' •Huge, grayish-white foliage that forms a tight mound.	H10-12" W10-12"	Foliage plant	○ ● ♀
cineraria 'Silverdust' •Finely cut, silvery- white, velvety leaves.	H8-12" W8-10"	Foliage Plant	○ ●
Solenostemon; See Coleus			
Stock (Matthiola)			
Hot Cakes Series			
'Hot Rose' *SPRING AND FALL AVAILABILITY* •Rose	H10-16" W6-8"	Early Spring-Frost	○
'Mix' *SPRING AND FALL AVAILABILITY* •Burgundy, purple, pink, and white double flowers.	H10-16" W6-8"	Early Spring-Frost	○
'Pink' *SPRING AND FALL AVAILABILITY* •Pink double flowers.	H10-16" W6-8"	Early Spring-Frost	○
'Purple' *SPRING AND FALL AVAILABILITY* •Purple double flowers.	H10-16" W6-8"	Early Spring-Frost	○
'White' *SPRING AND FALL AVAILABILITY* •White double flowers.	H10-16" W6-8"	Early Spring-Frost	○
Sutera (Bacopa) Very vigorous trailing/cascading plant is covered with five-petal blooms. Does best in cool weather; heat will slow blooms. Great in baskets and containers.			
Hybrid Scopia Series Evergreen annual plants with a trailing growth habit. Relatively fine foliage sets this series apart from other garden plants with less refined foliage. Larger flowers with better flower set.			
'Guliver Blue' •Dark blue	H4-8" W12-18"	Early Spring-Frost	○ ● ☞
'Guliver Pink' •Pink	H4-8" W12-18"	Early Spring-Frost	○ ● ☞
'Guliver White' •White	H4-8" W12-18"	Early Spring-Frost	○ ● ☞
Verbena Verbena is a spreading plant ideal for cascading over retaining walls, pots, baskets, and window boxes. As long as the soil is extremely well drained, verbena will produce countless clusters of small blooms all season.			
EnduraScape Series			
'Blue' *NEW* •Blue-violet star-shaped flowers.	H8-12" W18-24"	Late Spring-Mid Fall	○ ♀
'Dark Purple' *NEW* •Deep purple	H8-12" W18-24"	Late Spring-Mid Fall	○ ♀
'Magenta' *NEW* •Dark pink	H8-12" W18-24"	Late Spring-Mid Fall	○ ♀

'Pink Fizz' *NEW* •Pink and white bicolor.	H8-12" W18-24"	Late Spring-Mid Fall	○ 🦋
'Purple Fizz' *NEW* •Purple and white bicolor.	H8-12" W18-24"	Late Spring-Mid Fall	○ 🦋
'Red' *NEW* •Red	H8-12" W18-24"	Late Spring-Mid Fall	○ 🦋
'White' *NEW* •White with a tiny light green eye.	H8-12" W18-24"	Late Spring-Mid Fall	○ 🦋
Lascar Series An early-flowering, uniform series of medium-vigor verbena.			
'Black Velvet' •Violet-purple	H12-14" W12-16"	Spring-Fall	○ 🦋
'Burgundy' NEW* •Deep burgundy	H12-14" W12-16"	Spring-Fall	○ 🦋
'Mango Orange' •Orange-salmon	H12-14" W12-16"	Spring-Fall	○ 🦋
'Orange Lava' •Deep orange	H12-14" W12-16"	Spring-Fall	○ 🦋
'Pink' •Pink	H12-14" W12-16"	Spring-Fall	○ 🦋
'Vampire' •Bold red color with a distinct dark eye.	H12-14" W12-16"	Spring-Fall	○ 🦋
'White' *NEW* •Solid white	H12-14" W12-16"	Spring-Fall	○ 🦋
Vinca Commonly called greater periwinkle, large periwinkle or blue buttons.			
major 'Maculata' •Dark green leaves with unevenly variegated yellow-green centers. Grown for foliage. Evergreen ground cover that produces a 5 petaled pale blue flower.	H4-8" W12-24"	Spring	○ ● 🌿 🌵
major 'Variegata' •Beautiful green and white, variegated foliage. Grown for foliage. Evergreen ground cover that produces true blue flowers.	H4-8" W12-24"	Spring	○ ● 🌿 🌵
Catharanthus Titan Series (SUMMER AVAILABILITY ONLY) A vigorous grower even in cooler climates and good low-water variety in hot, dry conditions.			
'Mix' *SUMMER AVAILABILITY ONLY* •Mixed colors	H14-16" W10-12"	Summer-Frost	○
Viola Sweet Violet (SPRING AND FALL AVAILABILITY) Fragrant flowers with small pansy blooms. Trailing, compact with dark green foliage. Does best in cooler weather. Longer living than traditional pansies.			
cornuta 'Bengal Tiger' •Yellow with deep maroon venation.	H6-8" W6-8"	Spring-Fall Zone 6(-10°)	○ ●
Sorbet Series (cornuta) Unbeatable vigor and excellent performance across a wide range of climatic conditions. Excellent over-wintering in the garden. Early and uniform blooming.			
'All Season Mix' *SPRING AND FALL AVAILABILITY* •A beautiful mix of clear faced violas.	H6-8" W6-8"	Spring-Fall Zone 6(-10°)	○ ●
'Autumn Select Mix' *NEW* *SPRING AND FALL AVAILABILITY* •Assorted mix of purple, orange red, deep rose, orange, and yellow.	H6-8" W6-8"	Spring-Fall Zone 6(-10°)	○ ●
'Blue Blotch' *SPRING AND FALL AVAILABILITY* •Dark velvet blue with small black blotch face.	H6-8" W6-8"	Spring-Fall Zone 6(-10°)	○ ●
'Deep Orange' *SPRING AND FALL AVAILABILITY* •Clear orange	H6-8" W6-8"	Spring-Fall Zone 6(-10°)	○ ●
'Harvest Mix *NEW* *SPRING AND FALL AVAILABILITY* •Mix of orange, purple, and yellow.	H6-8" W6-8"	Spring-Fall Zone 6(-10°)	○ ●
'Jump Up Mix' *SPRING AND FALL AVAILABILITY* •A mix of multicolored flowers with 'whiskers' on their faces.	H6-8" W6-8"	Spring-Fall Zone 6(-10°)	○ ●

PREMIUM ANNUALS



PERENNIAL
FAVORITES

'Purple' *SPRING AND FALL AVAILABILITY* •Dark purple	H6-8" W6-8"	Spring-Fall Zone 6(-10°)	○ ●
'Red' *SPRING AND FALL AVAILABILITY* •Dark red	H6-8" W6-8"	Spring-Fall Zone 6(-10°)	○ ●
'White' *SPRING AND FALL AVAILABILITY* •White with a few whiskers.	H6-8" W6-8"	Spring-Fall Zone 6(-10°)	○ ●
'Yellow' *SPRING AND FALL AVAILABILITY* •Yellow	H6-8" W6-8"	Spring-Fall Zone 6(-10°)	○ ●
Zinnia (SUMMER AVAILABILITY ONLY) Zinnias are one of the easiest annuals to grow. Outstanding in beds, borders and containers. Zinnias thrive in the sun and heat of summer, providing an abundance of bright, vibrant blooms.			
Profusion Series Early, continuous-blooming plants perform well under both warm and cool conditions. Excellent tolerance to disease, including powdery mildew and bacterial leaf spot.			
'All American Mix' *SUMMER AVAILABILITY ONLY* •Mix: shades of pink, red, yellow, and white.	H10-12" W12-15"	Summer-Frost	○ ♀ ✂ 🦌
'Cherry' *SUMMER AVAILABILITY ONLY* •Cherry-red tinged with pink, yellow center.	H10-12" W12-18"	Summer-Frost	○ ♀ ✂ 🦌
'Fire' *SUMMER AVAILABILITY ONLY* •Electric deep orange	H10-12" W12-15"	Summer-Frost	○ ♀ ✂ 🦌
'Red' *SUMMER AVAILABILITY ONLY* •Deep red	H10-12" W12-15"	Summer-Frost	○ ♀ ✂ 🦌
'White' *SUMMER AVAILABILITY ONLY* •Double white	H10-12" W12-15"	Summer-Frost	○ ♀ ✂ 🦌
'Yellow' *SUMMER AVAILABILITY ONLY* •Intense shades of yellow.	H10-12" W12-15"	Summer-Frost	○ ♀ ✂ 🦌

LEGEND: ♀=Pollinator • ✂=Cut Flower • 🌵=Drought Resistant • 🦌=Deer Resistant
 ▲=Native/Waterwise • ○=Full Sun • ●=Part Sun • ●=Full Shade • H=Height • W=Width



HERBS

BASIL Ocimum

'Dolce Fresca' •Produces sweet, tender, green leaves while maintaining an attractive, compact shape. After harvest, the plant is quick to recover and keeps the desired ornamental shape that's perfect for containers.	H12-24" W12-18"	Summer Zone 10(30°)	○
'Genovese' •Extremely tender, fragrant, extra large, dark green leaves.	H18-24" W12-15"	Summer Zone 10(30°)	○
basilicum 'Red Rosie' •Intense dark purple-red color. Plants are compact and upright. A favorite for its unique color and mild, aromatic basil flavor.	H12-24" W6-12"	Summer Zone 10(30°)	○
basilicum 'Try Basil' •An easy way to grow 3 different basil in one pot. Leaves should be harvested just before the plants begin to flower.	H12-24" W12-18"	Summer Zone 10(30°)	○

CILANTRO Coriandrum

sativum 'Santo' •Aromatic, pungent, sharp-flavored leaves (cilantro) and seeds (coriander). Harvest before blooming for best flavor.	H12-18" W8-12"	Summer Zone 10(30°)	○
--	-------------------	------------------------	---

CITRONELLA Pelargonium Scented Geranium

graveolens 'Citronella' •Deeply cut, crinkled and serrated, soft, green leaves. Strongly citrus scented. Produces small lavender pink flowers in summer.	H12-24" W12-18"	Summer Zone 10(30°)	○ ◐
--	--------------------	------------------------	-----

DILL Anethum

graveolens Fernleaf Dill •Fragrant, ferny foliage and flowers. Leaves and seeds provide a distinctive flavor and aroma to a wide range of culinary favorites. Compact growth habit. AAS winner 1992.	H12-18" W12-16"	Summer Zone 10(30°)	○ 🦋
--	--------------------	------------------------	-----

FENNEL Foeniculum

vulgare Bronze Fennel •Aromatic, feathery, bronze foliage with yellow flowers. Leaves and seeds have a pleasant anise flavor.	H48-60" W12-18"	Late Summer Zone 4(-30°)	○
---	--------------------	-----------------------------	---

'LAVANDULA Lavender

'French' •Narrow green leaves create a distinctly toothed and braided appearance. Flowers are light to medium blue-purple and develop on long stalks.	H32-36" W34-46"	Spring-Fall Zone 8(10°)	○
---	--------------------	----------------------------	---

LEMON BALM Melissa

officinalis Lemon Balm •Light citrus scent and flavor. Clusters of small, light yellow flowers grow where the leaves meet the stem. The leaves are very deeply wrinkled and range from dark green to yellowish green in color. Member of the mint family.	H24-36" W20-24"	Spring-Summer Zone 4(-30°)	○
---	--------------------	-------------------------------	---

LEMON GRASS Cymbopogon

citratus Lemon Grass •Provides a zesty lemon flavor and aroma. It can be frozen, dried, or used fresh.	H24-48" W24-36"	Harvest Once Established Zone 8(10°)	○
--	--------------------	--	---



MINT *Mentha*

gracilis <i>Ginger Mint</i> •Green foliage with gold veins. Fruit scented aroma with a hint of ginger. Not sold in Idaho.	H8-12" W12-15"	Late Summer Zone 5(-20°)	○ ● ☼
suaveolens 'Variegata' <i>Pineapple Mint</i> •Variegated green and white leaves with a strong fruity scent, resembling pineapples. Not sold in Idaho.	H24-36" W18-24"	Late Summer Zone 5(-20°)	○ ● ☼
x piperita <i>Chocolate Mint</i> •Strong mint used for teas. Easy to grow and spreads rapidly. Pick leaves frequently to manage growth. Plants have lavender flowers. Not sold in Idaho.	H12-24" W18-24"	Late Summer Zone 4(-30°)	○ ● ☼
x piperita <i>Peppermint</i> •Strong peppery bite with a cool aftertaste that sets it apart from other types of mint. Not sold in Idaho.	H12-24" W18-24"	Late Summer Zone 3(-40°)	○ ● ☼

OREGANO *Origanum* Oregano's pungency is in direct proportion to the amount of sun it receives. It grows with woody stems and dark green leaves. For the best flavor, add oregano in the last few minutes of cooking.

majoricum 'Italian' •A cross between sweet and wild oregano. The gentle flavor is probably the most popular oregano, nick-named "The Pizza Herb".	H12-24" W24-36"	Summer Zone 6(-10°)	○ ●
vulgare 'Variegata' •Attractive, variegated, white and green foliage will add color and flavor, with tender, sweetly spiced leaves. Typical oregano spreading habit. Works great on the patio or in the garden. Harvest before flowering.	H18-24" W12-18"	Summer Zone 5(-20°)	○ ●

PARSLEY *Petroselinum* Great as an addition to asparagus, peas, potatoes, eggs, and beef. Chewing parsley will help with bad breath from food odors such as garlic.

cablin 'Dark Green Italian' <i>Flat Leaf Parsley</i> •Attractive, fragrant, dark green leaves are excellent for seasoning and as a garnish. A biennial, grown as an annual.	H18-20" W12-15"	Late Summer Zone 5(-20°)	○ ●
crispum 'Triple Curled' •Fast-growing and produces closely curled dark leaves.	H12-14" W12-18"	Late Summer Zone 5(-20°)	○ ●

ROSEMARY *Rosmarinus* Rosemary is an attractive evergreen shrub with needle-like leaves.

officinalis 'Arp' <i>Hardy Rosemary</i> •Intensely fragrant leaves are dark green over a compact upright habit. An especially hardy variety.	H36-48" W36-48"	Late Spring-Summer Zone 6(-10°)	○ ● ☼ ☼ ☼
officinalis 'Hill Hardy' •It produces a tea-like fragrance and pungent, slightly bitter taste. Spiky green leaves on upright, woody stems with blue flowers in winter and spring, if the climate will allow. An especially hardy variety.	H24-36" W12-36"	Late Spring-Summer Zone 6(-10°)	○ ● ☼ ☼ ☼ ☼

RUE *Ruta*

graveolens <i>Rue Herb of Grace</i> •Evergreen, somewhat shrubby plant, is a native of Southern Europe. Bright yellow flowers with blue-green foliage produces small green berries at the end of the season. Used for medicinal purposes. Leaves are toxic if ingested in large doses.	H18-24" W14-18"	Spring-Summer Zone 7(0°)	○ ☼ ☼
--	--------------------	-----------------------------	-------

SAGE *Salvia*

officinalis 'Berggarten' <i>Garden Sage</i> •Grown for both ornamental and culinary purposes. This shrubby plant has rounded, soft sea-green leaves with a unique pungent flavor and aroma. Can use fresh or dried. This variety rarely blooms and has better leaf production than other sages.	H18-24" W18-24"	Spring Zone 5(-20°)	○ ☼ ☼
officinalis 'Icterina' <i>Golden Variegated</i> •Aromatic foliage and blue flower spikes. Can be used fresh or dried. Can be grown indoors during winter.	H18-24" W10-12"	Spring Zone 5(-20°)	○ ☼ ☼

LEGEND: ☼=Pollinator • ✂=Cut Flower • ☼=Drought Resistant • ☼=Deer Resistant
▲=Native/Waterwise • ○=Full Sun • ◐=Part Sun • ●=Full Shade • H=Height • W=Width



officinalis 'Purpurascens' Purple Leaf Sage •Leaves and stems are bluish purple and highly aromatic. Small, lilac-blue flowers. Great for flavoring pork, sausage and stuffing.	H24-30" W24-36"	Summer Zone 5(-20°)	○ ☿ ☿
officinalis 'Tricolor' •Attractive, green, white and purple foliage with lilac-blue flowers in the summer. Compact and shrubby habit. Also used as an ornamental plant in landscapes.	H18-24" W12-18"	Summer Zone 5(-20°)	○ ☿ ☿
TARRAGON Artemisia			
dracunculus 'Sativa' French Tarragon •Aromatic, flavorful leaves have the scent and taste of licorice and mint. Dark green needle-like leaves and upright multibranching habit.	H12-24" W12-24"	Zone 4(-30°)	○ ☿ ☿
THYME Thymus			
citrodorus aureus 'Gold Lemon' •Pungently lemon scented and flavored. Golden and variegated with green. Great in teas, in cooking meats, and as a lemon substitute. Forming a dense low mound.	H6-8" W8-12"	Late Spring-Summer Zone 4(-30°)	○ ☿ ☿ ☿
vulgaris English Thyme •Low-growing, bushy thyme with gray, narrow leaves and rosy lavender flowers.	H6-8" W8-12"	Late Spring-Summer Zone 4(-30°)	○ ☿ ☿ ☿
vulgaris French Thyme •Low-growing, bushy thyme with gray, narrow leaves. Once established, it tolerates drought very well and requires little care. Flowers are white.	H12-18" W8-12"	Late Spring-Summer Zone 5(-20°)	○ ☿ ☿ ☿
VERBENA Aloysia			
triphylla Lemon Verbena •Exquisite and intense lemon fragrance. Cut back young stems periodically to keep plants compact. Shiny, trailing, green foliage with small white and lavender flowers.	H48-60" W24-48"	Harvest Once Established Zone 8(10°)	○
FRUITS & VEGETABLES			
ASPARAGUS			
officinalis 'Mary Washington' •An American heirloom. Strong, thick, dark shoots with tight heads appear in the spring. These large spears are tender, straight, reliable and resistant to rust. If tended, this Asparagus variety should live up to 15-20 years.	H36-48" W24-36"	Harvest in Spring Zone 3(-40°)	○ ◐
PEPPER Capsicum			
annuum 'Anaheim Chili' •A mild, medium-sized pepper that grows 6-10" long. Ripens to a dark green-reddish color.	H18-24" W12-18"	Days to harvest 80-85 SHU 500-2,500 Zone 10(30°)	○
annuum 'Ancho Poblano Trident' •Dark green, glossy fruits have thick walls and grow up to 7" long. Highly resistance to tobacco mosaic virus.	H18-24" W18-24"	Days to harvest 80-85 SHU 250-1,500 Zone 10(30°)	○
annuum 'Better Belle IV' •Harvest earlier than other varieties, producing large tasty, thick-walled fruit.	H18-24" W18-24"	Days to harvest 65-70 SHU 0 Zone 10(30°)	○
annuum 'Chocolate Beauty' Bell •A uniquely colored, tasty sweet pepper. Starts green and ripens to a rich chocolate-brown.	H24-36" W12-24"	Days to harvest 65-75 SHU 0 Zone 10(30°)	○
annuum 'Majestic Red' Bell •Fruits are blocky, with smooth skin that turns from rich green to bright red. Extra-thick walls have a juicy, sweet, crunchy flavor.	H18-24" W12-18"	Days to harvest 75-80 SHU 0 Zone 10(30°)	○

EDIBLES



PERENNIAL
FAVORITES

annuum 'Bell 'Mini Bell Mix' Bell' •A mix of orange, red, and green fruits are small but stocky. Well branched plants produce high numbers of sweet mini-peppers.	H10-14" W10-14"	Days to harvest 65-75 SHU 0 Zone 10(30°)	○
annuum 'Purple Beauty' Bell' •Beautiful peppers with thick walls. Fruit has a tender, crisp texture with a sweet and delicious flavor. Sturdy compact plants.	H18-24" W12-24"	Days to harvest 70-75 SHU 0 Zone 10(30°)	○
annuum 'Bhut Jolokia' Ghost Pepper Red' •Somewhat of a slow grower. More grown for its novelty than for its culinary uses. Peppers size up to 2-3" long.	H24-36" W12-24"	Days to harvest 85-95 SHU 1,000,000 Zone 10(30°)	○
annuum 'Carolina Reaper' •Bred for extreme heat, but this pepper has excellent flavor as well. Well branching habit, with medium vigor.	H24-36" W18-24"	Days to harvest 85-90 SHU 2,250,000 Zone 10(30°)	○
annuum 'Demon Gold Drop' •Hundreds of tasty, very hot 1" fruits. Green turning gold.	H24-36" W12-24"	Days to harvest 80-90 SHU 500,000 Zone 10(30°)	○
annuum 'Habañero Red' •Wrinkled green fruit ripen to red.	H18-24" W12-24"	Days to harvest 100+ SHU 350,000 Zone 10(30°)	○
annuum 'Jalapeño' •Tapered chili peppers. Deep green 3" fruit mature to an intense red. Plants have a long harvest period.	H24-36" W18-24"	Days to harvest 50-75 SHU 2,500-10,000 Zone 10(30°)	○
annuum 'Jalapeño Emerald Fire Giant' •Compact plants boast extra large, 4-6" fruits. Thick walled with very little cracking, even after maturing to red. A high yielding X3R variety featuring better disease resistance than similar types.	H12-24" W12-24"	Days to harvest 70-75 SHU 1,000-5,000 Zone 10(30°)	○
annuum 'Lunch Box Mix' •Mini sweets, perfect fresh snack. Yellow, orange, and red.	H24-30" W18-24"	Days to harvest 70-75 SHU 0 Zone 11(40°)	○
annuum 'Pot-a-Peno' •Compact Jalapeño for patio pots or baskets, small fruits mature to red. Earlier harvest than traditional jalapeños.	H8-12" W12-18"	Days to harvest 55-65 SHU 2,500-10,000 Zone 10(30°)	○
annuum 'Relleno' •Fruit grows 5-6" long. Traditionally used in the dish: Chile Rellenos.	H30-36" W18-24"	Days to harvest 80-90 SHU 500-2,500 Zone 10(30°)	○
annuum 'Scorpion Trinidad Moruga' •Wrinkled, lantern-shaped fruit ripen to a searing red-orange.	H18-24" W18-24"	Days to harvest 100+ SHU 2,000,000 Zone 10(30°)	○
annuum 'Serrano' •Generally grow between 1-4" long and about 1/2" wide, though they have been known to grow longer.	H18-24" W12-18"	Days to harvest 75-85 SHU 10,000-25,000 Zone 10(30°)	○
annuum 'Sriracha' •Large, uniform, dark green fruit turns to red, with smooth skin and a good shelf life.	H18-22" W18-22"	Days to harvest 80-95 SHU 2,300-2,500 Zone 10(30°)	○
annuum 'Super Chili' •High yields of colorful 2.5" long peppers. All-American winner.	H24-30" W15-18"	Days to harvest 75-85 SHU 25,000-50,000 Zone 10(30°)	○
annuum 'Sweet Banana' •Heirloom variety. Large, pointed fruits measure 6-7" long and 1 1/2" across. The mild yellow peppers ultimately turn a bright red. All American Selections Bronze Medal Winner 1941.	H18-24" W10-12"	Days to harvest 70-75 SHU 0 Zone 10(30°)	○
annuum 'Thai Dragon' •Peppers grow to 3-4" long and mature to a bright red. They grow on a short, bushy plant, giving rise to clusters of upright peppers.	H15-18" W12-16"	Days to harvest 85-90 Zone 10(30°)	○



STRAWBERRY *Fragaria*

ananassa 'Eversweet' •Juicy, vibrant red berries have a sweet, rich flavor. Plants produce two large crops: one in the spring and one in the fall, with sporadic fruiting in between. Tolerates hot temperatures better than others.	H6-8" W24-36"	Harvest June-September Zone 4(-30°)	○ ● ♀
ananassa 'Fort Laramie' •Medium to large sized fruit. This everbearing variety is among the hardiest and has a tidy growth habit that spreads by runners to form a handsome groundcover. Prefers well-drained soil.	H8-12" W18-24"	Harvest May-October Zone 4(-30°)	○ ● ● ♀

TOMATILLO *Physalis*

'Grande Rio Verde' •Excellent in authentic Mexican salsa and guacamole, or in stewed, fried, or baked dishes.	H36-48" W24-36"	Days to harvest 50-60 Zone 10(30°)	○
---	--------------------	---------------------------------------	---

TOMATO *Lycopersicon*

esculentum 'Better Boy' •Large, firm, red fruit is excellent for eating fresh from the vine. Indeterminate: may require staking.	H48-60" W24-48"	Days to harvest 65-75 Zone 10(30°)	○
esculentum 'Big Beef' •This disease-resistant variety produces large, uniform red fruit. Tomatoes are big and meaty with a delicious flavor. Indeterminate: may require staking. 1994 AAS winner.	H48-60" W24-36"	Days to harvest 70-80 Zone 10(30°)	○
esculentum 'Bush All Star' •This 7 oz. red beefsteak with a super strong stem, is the ideal pot tomato. Cage to support the weight of the tomatoes. Determinate.	H36-48" W24-36"	Days to harvest 60-65 Zone 10(30°)	○
esculentum 'Bush Early Girl' •This compact variety yields large crops of red tomatoes. Fruit is flavorful and sweet. Plants are disease resistant. Good for areas with a short growing season. Determinate.	H24-36" W24-36"	Days to harvest 50-60 Zone 10(30°)	○
esculentum 'Celebrity' •Large, glossy fruit on strong stems. F1 hybrid. Outstanding fresh or cooked. Semi determinate. (AAS) VF1 & 2NT.	H36-48" W24-36"	Days to harvest 65-75 Zone 10(30°)	○
esculentum 'Early Doll (4th of July)' •A very early maturing, bright red, globe tomato with excellent flavor that keeps on producing over a long season. High yield of 4-5 oz., almost round fruit, on plants that show good disease resistance and heat tolerance. Indeterminate.	H24-36" W24-36"	Days to harvest 60-70 Zone 10(30°)	○
esculentum 'Early Girl' •Large, meaty fruit with exceptional flavor, on dependable, strong vines that benefit from the support of a cage or stake, especially when loaded with clusters of fruit. Resistant to disease. Considered a semi-determinate.	H48-60" W18-24"	Days to harvest 55-65 Zone 10(30°)	○
esculentum 'Jet Star' •Large, 9 oz., globe-shaped, red tomatos that mature in midseason. Low acid fruit has a pleasant flavor. Indeterminate but fairly compact.	H48-60" W30-36"	Days to harvest 70-80 Zone 10(30°)	○
esculentum 'La Roma III' •Bright red, pear-shaped fruit are thick and meaty with few seeds. Great tomato for cooking and canning. Disease tolerant. Determinate.	H34-48" W24-36"	Days to harvest 65-75 Zone 10(30°)	○
esculentum 'Lemon Boy' •Beautiful globed, lemon-yellow fruit with mild flavor. Plants adapt well to variable conditions. Indeterminate: may require staking.	H36-48" W24-36"	Days to harvest 70-80 Zone 10(30°)	○
esculentum 'Lemon Cherry' •Pale yellow fruits have a sweet, juicy flavor. Indeterminate.	H36-48" W24-36"	Days to harvest 55-65 Zone 10(30°)	○

EDIBLES



PERENNIAL
FAVORITES

esculentum 'Marriage Big Brandy' •Produces 12–15 oz., husky tomato with distinctive, deeply pleated fruit that's juicy, sweet and balanced with a touch of acid. Disease resistant. Semi-determinate.	H60-48" W36-48"	Days to harvest 70-80 Zone 10(30°)	○
esculentum 'Sub Arctic Plenty' •Produces good yields of 4 oz. red tomatoes. Sets fruit under 50 degrees. Disease resistant. Determinate.	H48-60" W24-36"	Days to harvest 45-55 Zone 10(30°)	○
esculentum 'Sun Sugar' •Plant produces heavy yields of flavorful, sweet and juicy, orange, cherry tomatoes that grow in clusters. This variety has thin skin and is crack and disease resistant. Indeterminate: will require staking.	H48-60" W18-24"	Days to harvest 65-75 Zone 10(30°)	○
esculentum 'Super Fantastic' •Plant produces heavy yields of 6-10 oz., round, red tomatoes. Tomatoes are juicy, meaty, and very flavorful. Disease resistant. Determinate.	H48-60" W24-36"	Days to harvest 65-75 Zone 10(30°)	○
esculentum 'Supersweet 100' •Super-sweet, cherry tomatoes are extra high in vitamin C. High yields are produced throughout the season. Indeterminate.	H48-60" W18-24"	Days to harvest 60-70. Zone 10(30°)	○
Heirloom Tomatoes			
esculentum 'Amish Paste' •Fruit is bright red and 6-8 oz. The delicious flesh is juicy and meaty. Excellent paste tomato. Indeterminate: will need staking.	H24-36" W24-36"	Days to harvest 80-90 Zone 10(30°)	○
esculentum 'Black Cherry' •Vigorous grower that yields an abundant crop in huge clusters of 1" round, juicy, mahogany-brown cherry tomatoes. Indeterminate.	H48-60" W24-36"	Days to harvest 60-70 Zone 10(30°)	○
esculentum 'Brandywine Red' •An excellent tasting heirloom tomato that is vigorous and bears large-lobed, beefsteak-shaped fruit. Not acidic. Indeterminate: may require staking.	H48-60" W24-36"	Days to harvest 75-85 Zone 10(30°)	○
esculentum 'Delicious' •Huge, solid, scarlet fruits average 1 lb. or more. Smooth, crack-free, excellent slicer with delicious flavor. Plant produces good yields of gigantic, meaty fruit with very few seeds. Indeterminate.	H48-60" W24-36"	Days to harvest 75-85 Zone 10(30°)	○
esculentum 'German Johnson' •This heirloom has pinkish-red skin, low acidity, meaty, mild flesh and nearly seedless. The flavor is excellent. Indeterminate.	H48-60" W36-48"	Days to harvest 76-80 Zone 10(30°)	○
esculentum 'Glacier' •A very early tomato variety that is hardy and cold tolerant. Produces 2" size fruit that weigh about 2-3 oz. Fruit will set under 55 degrees. Determinate, potato leaf.	H48-60" W24-36"	Days to harvest 50-60 Zone 10(30°)	○
esculentum 'Mortgage Lifter' •Exceptionally large, meaty, deliciously sweet tomatoes. They are borne on indeterminate vines producing heavy yields of 1-2 lb. fruits.	H48-60" W24-36"	Days to harvest 70-80 Zone 10(30°)	○
esculentum 'Pineapple' •This delicious, very sweet, tangy, beefsteak weighs up to 2 lbs. The huge, yellow-gold fruit is often striped in red, boasting fewer seeds and more solid interiors. Indeterminate: may require staking.	H48-60" W24-36"	Days to harvest 90-100 Zone 10(30°)	○
esculentum 'San Marzano' •The most famous of all paste tomatoes. These very productive plants produce 3 1/2" long, bright red, pear shaped, meaty plum tomatoes. Indeterminate: may require staking.	H36-48" W24-30"	Days to harvest 75-80 Zone 10(30°)	○
esculentum 'Valencia' •Produces smooth, round, 8-10 oz., orange fruit. Meaty interiors. This mid-season tomato is among the best for flavor and texture. Determinate.	H36-48" W24-36"	Days to harvest 75-85 Zone 10(30°)	○



Annual Grasses

Cordyline New Zealand native, this palm-like tree can grow as tall as 10-15 feet in height if allowed to grow multiple years. The flowers are white and are sweetly fragrant, followed by small green berries that turn cream to purple. Blooming will only appear after multiple growing seasons. Used mainly for its foliage as an accent plant.

australis 'Can Can' •This spiky-leaved evergreen has beautiful variegated leaves starting off an eye-catching red and pink, then aging to green and yellow.	H36-48" W36-48"	Late Spring-Frost Zone 9(20°)	○ ● ☼
australis 'Red Sensation' •Crimson red	H36-72" W18-24"	Late Spring-Frost Zone 9(20°)	○ ● ☼
australis 'Red Star' •Dark red	H24-36" W18-24"	Late Spring-Frost Zone 9(20°)	○ ● ☼
australis 'Salsa' •Vibrant mix of intense purple-red and intense pink that deepen in color as the leaves mature.	H36-72" W18-24"	Late Spring-Frost Zone 9(20°)	○ ● ☼
australis 'Torbay Dazzler' •Ribbons of green and creamy gold with reddish highlights near the center.	H24-36" W24-36"	Late Spring-Frost Zone 9(20°)	○ ● ☼
indivisia 'Dracaena Palm' •Green	H24-36" W12-18"	Late Spring-Frost Zone 9(20°)	○ ● ☼

Cyperus Papyrus

involucratus 'Baby Moses' •Mounding habit with heads of pendulous blades that bear greenish flower spikelets. Can be placed in water but avoid covering the crown.	H18-24" W18-24"	Late Spring-Frost Zone 9(20°)	○ ● ☼
involucratus 'Crown of Pharaoh' •Bright green stalks that produce spiky, round, green plumes that look like masses of fireworks. Can grow in water but avoid covering the crown.	H24-36" W16-18"	Late Spring-Frost Zone 9(20°)	○ ● ☼
involucratus 'Umbrella Papyrus' •Grows in clumps of slender triangular stems. At the tips are about two dozen leaf-like bracts arranged like the spokes of a wheel.	H36-72" W18-24"	Late Spring-Frost Zone 9(20°)	○ ● ☼
prolifer 'Cleopatra' •This is one of the shortest papyrus, reaching to only 12" in height, with greenish-brown summer flowers and short, needle-thin, leaf-bracts, bare (leafless) that top the stems. Grow in water at a depth up to 4".	H12-18" W16-20"	Late Spring-Frost Zone 9(20°)	○ ● ☼

Isolepsis Fiber Optic Grass

cernua 'Live Wire' •Likes consistently moist soil but can handle dry conditons. Will grow in bogs or water gardens. Blooms late spring to early fall with a near white flower. Unique, dark green, grass-like plant is ideal for adding texture to mixed containers.	H10-12" W10-12"	Late Summer-Frost Zone 9(20°)	○ ●
--	--------------------	----------------------------------	-----

Melinus Ruby Grass

neriglume 'Pink Crystals' •This grass is small but showy. It has lush, blue-green foliage that turns purple-red in fall. The plant forms dense, mounded clumps. The wiry, rolled leaves grow in tufts within the clumps. In the summer, soft fuzzy pink panicles are produced on stems. Peak bloom is late summer to early fall.	H12-24" W12-24"	Summer-Frost Zone 9(20°)	○ ●
--	--------------------	-----------------------------	-----



Pennisetum Fountain Grass

glaucum 'Jester' Ornamental Millet *NEW* •Young plants are chartreuse with a fine overlay of burgundy. As the plant ages the harlequin-like coloring gives way to burgundy. By end of summer, the foliage turns a rich bronze purple.	H36-48" W10-16"	Summer-Frost Zone 8(10°)	○
glaucum 'Purple Majesty' Ornamental Millet •Thrives in summer heat. The immature golden spikes mature to a shiny purple.	H48-60" W12-18"	Summer-Frost Zone 9(20°)	○
'First Knight' •A royal flush of black-purple foliage. It has center leaves that thrust skyward like broadsword blades and outer leaves that arch gracefully.	H48-54" W24-36"	Late Summer-Frost Zone 8(10°)	○ ●
'Regal Princess' •Similar to 'Princess', with improved purple color and enhanced disease resistance. Blades grow deeper purple into summer.	H36-48" W24-36"	Late Summer-Frost Zone 8(10°)	○ ●
setaceum 'Cherry Sparkler' Variegated Fountain Grass •Foliage is green and cream variegated and is overlaid with a soft pink blush. In cool temperatures the blush is highly expressed and plants are pink overall in appearance. Burgundy plumes stand above the foliage.	H24-36" W18-24"	Summer-Frost Zone 9(20°)	○ ☼
setaceum 'Fireworks' Variegated Fountain Grass •Similar to Rubrum, with green, white and pink variegation.	H24-30" W12-36"	Summer-Frost Zone 9(20°)	○ ☼
setaceum 'Red Riding Hood' Dwarf Purple Fountain Grass •A dwarf form of Rubrum, it sports bottlebrush-like pink blooms.	H12-18" W12-20"	Summer-Frost Zone 9(20°)	○ ☼
setaceum 'Rubrum' Purple Fountain Grass •Long red-purple plumes on cascading purple foliage. A quick bloomer. Used as a bedding plant or in containers.	H36-48" W24-48"	Summer-Frost Zone 9(20°)	○ ☼
setaceum 'Sky Rocket' •Mounding with cascading clumps of fine textured, bright, variegated, green, and white foliage with pink plumes.	H24-36" W16-24"	Summer-Frost Zone 9(20°)	○ ☼

Perennial Grasses

Achnatherum Indian Ricegrass

calamagrostis 'Undaunted Alpine Plume' •Grown for its late spring flowers of silver-green spikes. The seed heads age to light brown and hold on the plant into the fall.	H30-36" W30-36"	Late Spring-Fall Zone 5(-20°)	○ ♀
hymenoides •Excellent in sandy, gravelly, and shallow soils. Highly valued for wildlife habitat improvement. A widely adapted native grass.	H12-28" W12-28"	Late Spring-Fall Zone 5(-20°)	○ ♀

Arrhenatherum Tuber Oat Grass

eliatus subsp. Bulbosum 'Variegatum' •Attractive low-growing grass. Best in spring and early summer. Plants form spreading clumps of striped bright green and creamy-white. Tan spikes are insignificant. Often browns out in summer, the foliage should be trimmed hard in mid-June to rejuvenate. Divide in fall or early spring. Will spread to form a patch, but does not get out of control.	H12-18" W12-23"	Spring-Summer Zone 4(-30°)	○ ● ♀
---	--------------------	-------------------------------	-------

Bouteloua Blue Grama

gracilis 'Blonde Ambition' *Native & Waterwise* •Native grass that grows in a wide range of soil types. Flag-like, beige flowers are held horizontally above blue-green foliage. Long-lasting blonde seed heads provide exceptional winter interest.	H18-36" W10-18"	Summer-Fall Zone 3(-40°)	○ ♀ ☼ ▲
gracilis 'Blue Grama Grass' *Native & Waterwise* •This grass is a tufted, warm season, Missouri native grass. Narrow, bluish gray leaf blades, 1/4" wide, typically form a dense clump. Foliage turns golden brown in autumn. Purplish-tinged flowers appear on arching stems.	H12-24" W18-24"	Summer-Fall Zone 3(-40°)	○ ♀ ☼ ▲



gracilis 'Honeycomb' *Native & Waterwise* •Golden honey colored flowerheads bloom in summer and last into the winter. Angled seed heads add interest to the garden. Has a dense and full habit.	H24-30" W18-24"	Summer-Fall Zone 4(-30°)	
gracilis 'Zig Zag' *Native & Waterwise* •Plumes ripen to a light tan in mid-summer with a compact habit.	H15-18" W15-18"	Summer-Fall Zone 4(-30°)	
Calamagrostis Feather Reed Grass			
acutiflora 'Avalanche' •Green with a white stripe in the center. A variegated foliage that plumes like a Karl Foerster, although not as showy.	H48-60" W24-30"	Summer-Fall Zone 4(-30°)	
acutiflora 'Eldorado' •Gold variegated form of 'Karl Foerster'. Green leaves with bright gold center. Needs moisture in hot weather.	H48-60" W18-24"	Summer-Fall Zone 5(-20°)	
acutiflora 'Karl Foerster' •Vertical habit, green leaves, golden flower plumes. Likes moist, well-drained soil. A favorite among landscapers.	H48-60" W24-30"	Summer-Fall Zone 4(-30°)	
acutiflora 'Overdam' •White edge with a green-striped center. A variegated foliage that will plume like a 'Karl Foerster' although not as showy. Likes moist, well-drained soil.	H48-60" W24-30"	Summer-Fall Zone 4(-30°)	
brachytricha 'Caspian' •A clump-forming, warm season grass with bright green leaves. The feathery pink flowers fade to cream in fall and turn to gold in winter. Does well in wet and clay soils.	H36-48" W24-36"	Summer-Fall Zone 5(-20°)	
Carex Sedge			
buchananii 'Red Rooster' •Upright, finely-textured, bronze foliage. This one holds the color well. Plumes in late spring.	H16-20" W24-36"	Spring-Fall Zone 6(-10°)	
'Feather Falls' •This selection is a highly decorative Carex with outstanding garden and pot performance. The long clean and crisp foliage will reward you with a year round maintenance free plant. A highlight of this variety is its beautiful plumes of feathery flower stems that emerge from the center of the fresh new variegated foliage during the spring months.	H12-18" W18-24"	Spring-Fall Zone 5(-20°)	
morrowii 'Ice Cream' •Stark contrast of rich green and creamy-white margins on arching, spherical, low mounds. Prefers moist growing conditions.	H8-12" W8-12"	Spring-Fall Zone 6(-10°)	
Chasmanthium Northern Sea Oats			
latifolium 'Little Tickler' •A truly unique variety of Northern Sea Oats differing from the species having a more dwarf habit. It has interesting rolled dark green bamboo-like foliage. Large oat-like seed heads are a golden green.	H18-24" W12-18"	Late Summer-Fall Zone 5(-20°)	
latifolium Northern Sea Oats •Drooping seed heads hang in clusters. Green foliage turns bronze in fall and green seed heads turn purplish bronze by end of summer.	H12-26" W12-18"	Late Summer-Fall Zone 5(-20°)	
Cortaderia Dwarf Pampas Grass			
selloana 'Pumila' •This dwarf cultivar has mid-green leaves and densely tufted, silvery yellow plumes atop tall, upright stalks.	H36-72" W36-48"	Late Summer-Fall Zone 6(-10°)	



Deschampsia Tufted Hair Grass

cespitosa 'Goldtau' •Golden yellow foliage produces attractive seed heads that persist through winter. An eye-catching cool season, semi-evergreen, ornamental grass.	H12-24" W24-30"	Summer-Fall Zone 4(-30°)	○ ● ●
cespitosa *Native & Waterwise* •An ornamental grass that does well in moderately shady locations. Airy masses of finely branched, light green inflorescences rise above the neatly rounded tufts of narrow, dark green foliage.	H24-48" W12-24"	Early Summer-Fall Zone 4(-30°)	○ ● ♣ ▲
cespitosa 'Northern Lights' •Creamy white, variegated leaves that turn pink in cold weather. Requires weekly watering and more often in hot summers. Excellent in rock gardens, as a specimen or in mass border plantings. North American native.	H12-18" W12-36"	Summer-Fall Zone 5(-20°)	○ ● ☼
cespitosa 'Pixie Fountain' •A miniature grass with dark green foliage and yellow-gold plumes.	H16-24" W18-24"	Summer-Fall Zone 2(-50°)	○ ● ☼

Erianthus Pampas Grass

ravennae Northern Pampas Grass •Truly one of the giants of the grass world. The tall white flower stalks extend high above the foliage. The foliage is a gray-green mound. Prefers well-drained soil.	H144-160" W72-96"	Late Summer-Fall Zone 5(-20°)	○ ♣ ☼
---	----------------------	----------------------------------	-------

Festuca Fescue

glauca 'Boulder Blue' •This plant forms compact, cascading mounds of intensely blue, narrow leaves. Blooms are generally secondary, but this cultivar blooms more heavily than most.	H6-12" W6-12"	Summer-Fall Zone 4(-30°)	○ ♣ ☼
glauca 'Elijah's Blue' •Possibly the best blue! Evenly rounded tufts of thin blue grass. Prefers loose, well-drained soil.	H8-18" W8-10"	Summer-Fall Zone 4(-30°)	○ ♣ ☼
idahoensis Idaho Fescue *Native & Waterwise* •A modest sized native bunchgrass with beautiful blue-green, fine textured foliage. Known for its hardiness and very low maintenance.	H18-24" W10-16"	Late Spring-Fall Zone 3(-40°)	○ ● ♣ ▲ ☼
idahoensis 'Siskiyow Blue' Idaho Fescue *Native & Waterwise* •Clumping, graceful, upright habit. Native Idaho blue fescue.	H14-18" W8-16"	Summer-Fall Zone 5(-20°)	○ ♣ ▲ ☼
mairei Atlas Fescue •A large mounding, bunch grass that flowers with slender spikes of tawny-brown flowers. Durable and long-lived.	H24-36" W24-36"	Late Spring-Fall Zone 4(-30°)	○ ♣ ☼
ovina 'Eilers Beauty' *NEW* •Dense clump of blue-green foliage produces tall elegant spires of golden brown seed heads. Grows great in dry shady areas.	H8-12" W12-16"	Late Spring-Fall Zone 4(-30°)	○ ● ● ♣
scoparia Bearskin Fescue •This grass is valued for its extremely low mounding finely textured clumps of vivid bright green foliage; small flower spikes are not showy; excellent for small area planting in a rock garden.	H2-4" W6-8"	Late Spring-Fall Zone 4(-30°)	○ ●
valesiaca v. glaucantha 'Buddy Blue' •Charming, extra dwarf plant that grows 6" in diameter with spiky clumps of dense pewter blue foliage.	H6-12" W6-12"	Late Spring-Fall Zone 4(-30°)	○ ♣

Harpochloa Caterpillar Grass

falx 'Freeda Compact Black' •Flowers emerge above the foliage in July, forming loops atop stems that look like caterpillars. This evergreen tuft of needle-like grass turns dark chocolate in the winter.	H18-24" W18-20"	Summer Zone 5(-20°)	○ ● ♣
---	--------------------	------------------------	----------

Helictotrichon *Blue Oat Grass*

sempervirens *Blue Oat Grass*

•A beautiful silver-blue foliage; evergreen. Produces bright gold, oat-like seed heads that hold their shape all season and can support snow load for winter interest.

H12-36"
W18-36"

Spring-Fall
Zone 4(-30°)



Hierochloa *Sweetgrass*

odorata *Vanilla Grass* *Native & Waterwise*

•Native throughout North America. Glossy green leaves have a pleasant vanilla fragrance. Used in herbal medicines and alcoholic beverages. Spreads by underground rhizomes. Will grow in different soil types but prefers rich, moist soils.

H12-24"
W18-30"

Early Summer-Fall
Zone 3(-40°)



Juncus Soft Rush Warm-season grass. Warm-season grasses won't start growing until mid to late spring or even early summer. Their major growth and flowering happens when the weather is hot. They usually turn shades of brown for the winter and is an elegant plant. Requires very little attention once it is well-established. Grows in any level of moisture from dry to standing water.

effusus 'Big Twister'

•Large, spiraling foliage resembling giant corkscrews. Can grow in standing water. In hot climates, provide shallow water of 1-6" over the crown. Cut back old stems in late winter.

H18-24"
W12-20"

Spring-Fall
Zone 5(-20°)



'Twisted Arrows'

•A great new concept, where two different species of Juncus are co-mingled into one, to deliver an eye-catching dual effect. 'Blue Arrows' is mixed with effusus 'Spiralis', creating a blue and green color contrast, along with an arresting plant habit of straight and twisted.

H18-36"
W12-18"

Spring-Fall
Zone 5(-20°)



inflexus 'Blue Arrows'

•Strong, straight, upright habit with blue-green foliage works great in containers or planting in the garden.

H24-48"
W12-20"

Spring-Fall
Zone 5(-20°)



inflexus 'Blue Dart'

•Compact, blue-foliaged grass that has a spray-type habit and is well-suited to small containers and baskets.

H12-16"
W8-12"

Spring-Fall
Zone 5(-20°)



Koeleria *Hair Grass*

glauca 'Blue Sprite' *Blue Hair Grass*

•This is a well-behaved and non-spreading species that is suitable for sunny borders. It forms a low mound of very fine blue-green leaves with a hedgehog appearance. Taller stems of greenish flowers develop into tan seed heads by midsummer.

H10-12"
W10-12"

Summer
Zone 4(-30°)



macrantha 'Blue Mac' *Prairie Junegrass* *NEW*

•Easily grown in dry to medium, well-drained soils. Blue-green leaves form erect clumps.

H12-24"
W9-18"

Spring-Summer
Zone 4(-30°)



Leymus *Blue Wildrye*

glauca 'Blue Basin' *Perennial Favorites Standout*

•A columnar, powder-blue form with coarse, wide foliage provides a great vertical accent. Very drought and alkaline tolerant.

H60-72"
W18-24"

Summer-Fall
Zone 4(-30°)




cinereus 'Magnar Basin'

•Cool season, perennial bunchgrass which often spreads by short rhizomes. Very drought tolerant but also withstands periodic flooding and survives well on sub-irrigated sites. Adapted to a wide variety of sites in winter-wet and summer-dry climates.

H60-72"
W18-24"

Summer-Fall
Zone 4(-30°)



salinus 'Basin Junior'

•Upright grass that forms a dense clump of narrow, silver-green foliage. Pale yellow seeds emerge above the foliage on tall, thin spikes and mature to a sandy hue. Grows in most soils.

H22-28"
W18-24"

Summer-Fall
Zone 4(-30°)





Miscanthus Maiden Grass

oligostachyus 'Purpurensens' Autumn Flame •Leaves are a pleasant gray-green, turning a brilliant red-orange in fall. Seed heads have a magenta hue, changing to silky white panicles as winter approaches.	H36-60" W24-40"	Late Summer-Winter Zone 4(-30°)	○ ⊗
sinensis 'Gold Breeze' •Forms an eye-catching clump of green leaves that are horizontally banded in creamy yellow from the base of the plant to the tips. This grass is strictly upright and compact in habit. Showy burgundy inflorescences appear just above the foliage.	H38-60" W24-36"	Fall-Winter Zone 5(-20°)	○ ⊗
sinensis 'Gracillimus' •Narrow arching foliage with plumes that are copper to red. Plant as a specimen, screen or with evergreen shrubs for winter interest.	H72-84" W36-72"	Fall-Winter Zone 5(-20°)	○ ♣ ⊗
sinensis 'High Frequency' •A tall, columnar Japanese Silver Grass with showy banded variegated foliage that is perfect for a showy location as an upright focal point. An impressive display of feather-like seed heads appear in the fall.	H80-86" W32-38"	Fall-Winter Zone 5(-20°)	○ ♣ ⊗
sinensis 'Morning Light' •Upright, arching habit. Noticeable white-edged variegation gives the plant a silver cast. Tends to keep its shape. Reddish-gold plumes in late summer. Tolerant of a wide range of soil types including clay. Needs consistent water in extreme heat.	H48-60" W36-48"	Fall-Winter Zone 5(-20°)	○ ♣ ⊗

Molinia Moor Grass

arundinacea 'Skyracer' •Erect to arching slender stalks topped by narrow panicles that rise above the foliage in mid-summer. Leaves are green and white with purplish tones, but fade to beige and brown. Leaf blades emerge green in spring. As the seed sets after flowering the stalks and foliage turn an golden yellow/orange yellow, eventually fading to a light tan.	H72-96" W24-48"	Mid Summer-Fall Zone 5(-20°)	○
--	--------------------	---------------------------------	---

Muhlenbergia Muhly Grass

reverchonii 'Undaunted' Ruby Muhly Grass •A native grass that is long-lived, low-maintenance, and clumping with lovely reddish clouds of flowers. It thrives in most soils including alkaline clay and adapts to water-logging.	H18-30" W18-24"	Fall-Winter Zone 5(-20°)	○ ♣ ⊗
---	--------------------	-----------------------------	-------

Panicum Switch Grass

amarum 'Dewey Blue' •Grow in average, well-drained, dry to medium moisture soils. Grows primarily in clumps, but may slowly spread by creeping rhizomes.	H36-48" W24-36"	Early Summer-Fall Zone 3(-40°)	○ ●
virgatum 'Half Pint' *NEW* •In the fall, dark rosy seed heads appear. Compact and upright nature. One of the most compact switch grasses.	H24-36" W18-30"	Summer-Fall Zone 4(-30°)	○ ● ♣ ⊗
virgatum 'Heavy Metal' •Leaves are silvery blue with a very upright habit. The upright nature creates a formal appearance, softened only by its delicate seed heads. Tolerates a wide range of soils.	H60-72" W24-36"	Early Summer-Fall Zone 3(-40°)	○ ⊗
virgatum 'Northwind' •A tall ornamental grass which features one of the best vertical forms. The leaves are olive-green to bluish-green. The plant forms a compact, narrow, thick leafed, erect clump. Topped in late summer by finely textured yellow plumes. Foliage turn yellow-beige in fall.	H48-72" W24-36"	Late Summer-Fall Zone 4(-30°)	○ ● ♣ ⊗
virgatum 'Shenandoah' •Best burgundy coloring of all panicum, turning deep red by mid-summer. Tolerates a wide range of soils. Flowers have wispy, ornamental seed heads throughout the fall and winter season.	H42-48" W28-34"	Late Summer-Fall Zone 4(-30°)	○ ● ♣ ⊗

Pennisetum *Fountain Grass*

alopecuroides 'Burgundy Bunny' •This is the only miniature variety to show some red color in summer followed by all-over blazing red color in the fall until frost. Short stature, narrow green leaves and small tufted cream flower plumes in late summer. Average water needs.	H12-16" W12-16"	Summer-Fall Zone 5(-20°)	○ ⊗
alopecuroides 'Hameln' •Fine textured foliage with seed heads that open greenish-white, turning a creamy tan.	H12-24" W18-24"	Summer-Fall Zone 4(-30°)	○ ☙ ⊗
alopecuroides 'Little Bunny' •Cream-colored, tufted seed heads look like a bunch of little bunnies tails, dancing above the dense clump of dark green foliage. The blooms begin to appear in mid-summer. Due to its small size, this variety is particularly well-suited to sunny rock gardens. Average water needs.	H16-20" W20-24"	Summer-Fall Zone 5(-20°)	○ ⊗
orientale 'Karley Rose' •Fine textured, deep green foliage with purplish-rose plumes. Vigorous and very attractive. Prefers moist soil.	H30-40" W24-36"	Summer-Fall Zone 5(-20°)	○ ☙ ⊗

Poa *Bluegrass*

fendleriana Muttongrass •Perennial Favorites Exclusive Selection. Perennial, cool-season native bunchgrass. Natively found on mesas, mountains, dry open woods, cold deserts and rocky hills. Grows on a wide range of soils.	H18-24" W18-24"	Summer-Fall Zone 3(-40°)	○ ◐ ☙ ▲
secunda var. juncifolia 'Mini Oat' *Perennial Favorites Standout* •This is a Blue Oat Grass look-a-like, with its similar blue-gray foliage and growth pattern. The blades are rough to the touch, stiff and tightly folded, with boat-shaped tips.	H12-24" W10-12"	Summer-Fall Zone 4(-30°)	○ ☙ ▲
glauca 'Blue Hills' Blue Meadow Grass •It has tiny, delicate, high arching flowers and pleasant blue-green leaves. It is a cool season grass.	H8-10" W10-12"	Summer-Fall Zone 2(-50°)	○ ◐ ☙

Schizachyrium *Little Blue Stem*

scoparium 'Blaze' *Native & Waterwise* •Fine-bladed native grass. Striking vertical effect with stunning fall color of reds and oranges.	H24-36" W12-16"	Summer-Fall Zone 3(-40°)	○ ☙ ⊗ ▲
scoparium 'Chameleon' •Just like the chameleon in the animal kingdom, this grass changes colors. It will start off cream and green and will change to purple and pink as the weather warms. This wonder of a grass will start off slow in the spring, but will really shine in the summer.	H18-24" W18-24"	Spring-Summer Zone 3(-40°)	○ ☙ ⊗ ▲
scoparium 'Prairie Blues' *Native & Waterwise* •Native prairie grass. Upright clump of pewter-blue foliage. Fall display is best with white seed heads and orange foliage. Soft wispy appearance.	H30-36" W14-18"	Summer-Fall Zone 3(-40°)	○ ☙ ⊗
scoparium 'Sandhill' *NEW* •This grass has wider, flat blades of blue-gray foliage. Upright habit. Fall colors of orange and red.	H48-54" W12-24"	Summer-Fall Zone 3(-40°)	○ ⊗ ☙
scoparium 'Standing Ovation' •Sturdy, upright stems with a blue cast that is dark purple closer to the base. It has brilliant fiery-colored foliage through fall. The blades are thicker than other varieties.	H36-48" W12-18"	Summer-Fall Zone 3(-40°)	○ ☙ ⊗
scoparium 'Twilight Zone' •Possesses a nearly iridescent silvery mauve-purple cast over the plant beginning in midsummer. It retains these eerily beautiful tones through fall when brighter purple highlights appear on the flower stems. The attractive foliage forms a strictly upright, narrowly columnar clump.	H48-54" W18-24"	Summer-Fall Zone 3(-40°)	○ ☙ ⊗

GRASSES



PERENNIAL
FAVORITES

Sorghastrum *Indian Grass*

nutans 'Indian Steel' *Native & Waterwise*

•Clumping native grass with metallic blue foliage. Upright golden brown flowers are large and very attractive. Foliage turns to a bright coppery-brown after frost.

H36-72"
W24-36"

Summer-Fall
Zone 3(-40°)



nutans 'Thin Man' *Native & Waterwise*

•A selected form of native Indiangrass. It has very blue foliage and a narrow, very upright growing habit.

H60-72"
W24-30"

Late Summer
Zone 4(-30°)



Sporobolus *Prairie Dropseed*

airoides *Alkali Sacaton*

•This is a very drought tolerant grass. Useful for large-scale groundcover, erosion control, and for revegetation. Flowers are excellent for dried arrangements. Foliage color is medium green; blade width is narrow. Flowers are delicate and bloom from June until frost.

H24-40"
W18-30"

Summer
Zone 4(-30°)



heterolopis *Prairie Dropseed*

•Reddish to purplish tones with an open form. Pink flowers form a mist-like display. Loves moisture and fertilizer. Upright, arching native grass. Emerald-green, fine-textured blades. Turns orange and gold in fall.

H24-36"
W20-24"

Summer
Zone 3(-40°)



heterolopis 'Tara' *NEW*

• A dwarf version of the species. It typically grows in the form of a vase (more upright and less arching than the species). Orange-red fall color.

H24-36"
W24-36"

Summer-Fall
Zone 3(-40°)



wrightii 'Kora's Kompact' Perennial Favorites Standout

•More dense and compact. gray-green leaves topped by attractive branched flowering stems. Takes on a nice golden color in winter.

H36-48"
W36-60"

Summer
Zone 3(-40°)



wrightii 'Windbreaker' Los Lunas *Sacaton Grass*

•Foliage is green with large golden seed heads that turn a lovely golden color in the winter months. Very drought tolerant but needs a couple of deep waterings through dry months.

H96-120"
W96-120"

Summer-Fall
Zone 5(-20°)



Stipa *Mexican Feather Grass*

tenuissima 'Pony Tails'

•Green foliage is very fine and soft to the touch. Flowers are feathery, ripening to golden brown. This is a great choice for mass plantings.

H24-30"
W12-24"

Summer-Fall
Zone 6(-10°)



LEGEND: 🦋=Pollinator • ✂=Cut Flower • 🌵=Drought Resistant • 🦌=Deer Resistant

▲=Native/Waterwise • ○=Full Sun • ◐=Part Sun • ●=Full Shade • H=Height • W=Width



Achillea Yarrow

Fragrant fern-like foliage. Tolerates poor soils.

ageratifolia Greek Yarrow •Low growing evergreen. Silver foliage with bright white flowers on short stems.	H4-6" W12-24"	Late Spring-Summer Zone 4(-30°)	○ ☞ ☞ ☞
'Little Moonshine' •Bright gold with cut gray-green foliage. Miniature version of 'Moonshine'.	H8-12" W10-12"	Summer-Early Fall Zone 3(-40°)	○ ☞ ☞ ☞ ✂
'Moonshine' •Bright yellow flowers with silvery foliage.	H18-24" W18-24"	Summer-Early Fall Zone 3(-40°)	○ ☞ ☞ ☞ ✂
ptarmica 'Peter Cottontail' •Large, ivory-white flowers. Low mounding habit of green foliage.	H18-24" W28-30"	Summer-Early Fall	○ ☞ ☞ ☞ ✂
tomentosa 'King Edward' •Small clusters of primrose-yellow flowers with fuzzy, olive-green leaves.	H4-10" W8-12"	Summer-Early Fall Zone 3(-40°)	○ ☞ ☞ ☞ ✂

Desert Eve Series This compact series is an upright, clump-forming, herbaceous perennial with finely-divided, dark green, fragrant, fern-like foliage. In summer, erect stems bear 4-inch large, flat, clusters of flowers.

'Deep Rose' •Rose	H12-18" W14-18"	Summer-Early Fall Zone 4(-30°)	○ ☞ ☞ ☞ ✂
'Red Improved' •Deep red	H12-18" W14-18"	Summer-Early Fall Zone 4(-30°)	○ ☞ ☞ ☞ ✂
'Terracotta' •Pale orange	H12-18" W14-18"	Summer-Early Fall Zone 4(-30°)	○ ☞ ☞ ☞ ✂
'Yellow' •Bright yellow	H12-18" W14-18"	Summer-Early Fall Zone 4(-30°)	○ ☞ ☞ ☞ ✂

Milly Rock Series (millefolium) Compact, mounding habit that holds together all summer. Deadhead to encourage reblooming.

'Red' •Dark red with yellow eye	H10-12" W10-12"	Late Spring-Fall Zone 5(-20°)	○ ☞ ☞
'Rose' •Rose with yellow eye	H10-12" W10-12"	Late Spring-Fall Zone 5(-20°)	○ ☞ ☞
'Yellow' •Lemon yellow	H10-12" W10-12"	Late Spring-Fall Zone 5(-20°)	○ ☞ ☞

New Vintage Series (millefolium) Deep colors that mature to attractive shades, instead of fading to brown. Excellent rebloomer with deadheading. Tidy, tight habit makes them superior for containers and the garden.

'Red' •Flat-top red flowers with creamy white eyes.	H12-14" W10-12"	Summer-Early Fall Zone 4(-30°)	○ ☞ ☞ ☞ ✂
'Rose' •Flat-top rosy pink blooms.	H10-14" W10-12"	Summer-Early Fall Zone 4(-30°)	○ ☞ ☞ ☞ ✂
'Terracotta' *NEW* •Masses of bold, terracotta-orange flowers on lacy foliage age to a complementary champagne-yellow color.	H10-14" W10-12"	Summer-Early Fall Zone 4(-30°)	○ ☞ ☞ ☞ ✂
'Violet' •Flat-top violet flowers with creamy white eyes.	H12-14" W10-12"	Summer-Early Fall Zone 4(-30°)	○ ☞ ☞ ☞ ✂
'White' •Flat-top white blooms.	H12-14" W10-12"	Summer-Early Fall Zone 4(-30°)	○ ☞ ☞ ☞ ✂



Aegopodium *Bishops Weed*

podagraria 'Variegatum' *Snow on the Mountain*

•Rapid spreading groundcover with green and white variegated foliage and white flowers. Will grow in difficult spots.

H6-14"
W24-36"

Late Spring
Zone 3(-40°)



Aethionema *Persian Stonecress*

schistosum

•Sweetly fragrant soft pink flower clusters cover the plant in spring. Evergreen foliage consists of small blue-green leaves. Excellent for alpine and rock gardens. Plant in well drained soil. Tolerates poor, sandy soil. Reseeds.

H10-12"
W12-15"

Mid Spring-Summer
Zone 4(-30°)



Agastache *Hyssop*

Versatile perennials are excellent in the landscape and work great in a container. These flowers are attractive to hummingbirds and butterflies. Tubular-shaped flowers are long blooming. All varieties have a fragrant licorice-like scent to the foliage.

aurantiaca 'Coronado'

•Silver-green leaves and sunny yellow blooms set aglow with orange streaks.

H16-20"
W12-18"

Summer
Zone 4(-30°)



cana 'Blue Boa'

•Deep violet-blue flower spikes over green foliage.

H24-32"
W12-16"

Summer
Zone 5(-20°)



cana 'Sonoran Sunset'

•Large lavender-rose flowers on gray-green foliage.

H14-16"
W12-16"

Summer
Zone 4(-30°)



'Pstessene-Coronado Red'

•Brilliant crimson and maroon. Unique bloom and compact habit.

H14-18"
W12-16"

Summer
Zone 5(-20°)



rugosa 'Little Adder'

•Purple-lavender flowers. More compact and better branching.

H12-18"
W8-12"

Summer
Zone 5(-20°)



rupestris 'Apache Sunset'

•Forms a bushy clump, bearing short spikes of salmon-orange flowers with silvery foliage.

H14-24"
W12-18"

Summer
Zone 4(-30°)



Kudos Series Unique blooms with a compact habit and better disease resistance compared to others. This series is very tolerant of wet soils. Bright colors flower non-stop from midsummer into fall.

'Ambrosia'

•Creamy white, pale orange, and light rose-pink spikes.

H12-18"
W12-16"

Summer-Fall
Zone 5(-20°)



'Coral'

•Coral plumes

H12-18"
W12-16"

Summer-Fall
Zone 5(-20°)



'Gold'

•Gold-orange plumes

H12-18"
W12-16"

Summer-Fall
Zone 5(-20°)



'Mandarin'

•Bright orange plumes

H12-18"
W12-16"

Summer-Fall
Zone 5(-20°)



'Red'

•Red plumes

H12-18"
W12-16"

Summer-Fall
Zone 5(-20°)



'Silver Blue'

•Clear light blue plumes

H12-18"
W12-16"

Summer-Fall
Zone 5(-20°)



'Yellow'

•Yellow plumes

H12-18"
W12-16"

Summer-Fall
Zone 5(-20°)





Ajuga Bugleweed (reptans) A common perennial ground cover due to its fast growing and easy to maintain. Most are very hardy and have attractive leaves and lovely flowers.

'Black Scallop' •Lush dark burgundy-black foliage blankets the ground with blue flower spikes.	H4-6" W10-24"	Spring Zone 3(-40°)	
'Burgundy Glow' •One of the most popular, forming a spreading mound of leaves dappled in green, cream and smoky pink with blue flowers. Foliage changes color in fall to rich bronze and burgundy.	H4-6" W8-10"	Spring Zone 3(-40°)	
'Chocolate Chip' •Depending on the amount of sunlight, the leaves are a mix of rich chocolate, purple, and green.	H4-6" W8-10"	Spring Zone 3(-40°)	
'Cordial Canary' •Golden foliage with cobalt blue flowers.	H4-6" W12-18"	Spring Zone 3(-40°)	
'Fancy Finch' •Blue flowers bloom over yellow, orange, and green leaves.	H3-4" W16-18"	Spring-Mid Summer Zone 4(-30°)	
'Parrot Paradise' •Bright yellow, orange, and red foliage. Blooms are cobalt-blue.	H4-6" W18-20"	Spring-Mid Summer Zone 4(-30°)	
'Pink Lightning' •Pink and green variegated foliage are topped with mauve-pink flowers.	H4-6" W10-12"	Spring Zone 3(-40°)	
'Princess Elsa' •Incredibly fast-grower with metallic silvery-green foliage. Blue-purple flowers. Heat tolerant, very low maintenance.	H4-6" W8-10"	Spring Zone 3(-40°)	
'Silver Queen' •Variegated foliage that is silvery-green and cream with pale blue flowers.	H4-6" W12-24"	Spring Zone 3(-40°)	
'Tropical Toucan' •Large, puckered, brilliant yellow leaves, bright blue flowers	H4-6" W12-18"	Spring Zone 3(-40°)	

Alcea Hollyhock (rosea) Stately, short-lived perennial that easily self-seeds and can establish colonies in the garden that persist for years. Plant hollyhocks at the back of the border or along fences and walls.

Chater's Series Saucer-shaped double blossoms with medium green colored leaves that are round with lobed and pleated edges.

'Double Maroon' •Maroon	H48-60" W24-36"	Summer Zone 4(-30°)	
'Double Pink' •Pink	H48-60" W24-36"	Summer Zone 4(-30°)	
'Double Purple' *NEW* •Purple	H48-60" W24-36"	Summer Zone 4(-30°)	
'Double Scarlet' •Deep Red	H48-60" W24-36"	Summer Zone 4(-30°)	
'Double White' •White with small yellow centers.	H48-60" W24-36"	Summer Zone 4(-30°)	
'Double Yellow' *NEW* •Yellow	H48-60" W24-36"	Summer Zone 4(-30°)	

PERENNIALS



PERENNIAL
FAVORITES

Spotlight Series Single flowers are produced on tall, sturdy stalks.

'Blacknight' •Deep black-purple	H60-72" W18-24"	Summer Zone 4(-30°)	○ ● ☞ ☞
'Mars Magic' •Bright red	H60-72" W18-24"	Summer Zone 4(-30°)	○ ● ☞ ☞
'Polar Star' •Pure white	H60-72" W18-24"	Summer Zone 4(-30°)	○ ● ☞ ☞
'Purple Rain' *NEW* •Purple with a dark purple eyezone.	H60-72" W18-24"	Summer Zone 4(-30°)	○ ● ☞ ☞
'Radiant Rose' •Bright pink	H60-72" W18-24"	Summer Zone 4(-30°)	○ ● ☞ ☞
'Sunshine' •Bright yellow	H60-72" W18-24"	Summer Zone 4(-30°)	○ ● ☞ ☞

Spring Celebrities Series A dwarf, multi-stemmed Hollyhock series with large double- to semi-double flowers. Flowers first year and keeps flowering up to 3 months.

'Carmine Rose' •Rose-red	H24-30" W18-24"	Summer Zone 4(-30°)	○ ● ☞ ☞ ☞ ☞
'Crimson' •Deep red	H24-30" W18-24"	Summer Zone 4(-30°)	○ ● ☞ ☞ ☞ ☞
'Lemon' *NEW* •Light yellow	H24-30" W18-24"	Summer Zone 4(-30°)	○ ● ☞ ☞ ☞ ☞
'Purple' •Lavender-purple	H24-30" W18-24"	Summer Zone 4(-30°)	○ ● ☞ ☞ ☞ ☞
'White' •White	H24-30" W18-24"	Summer Zone 4(-30°)	○ ● ☞ ☞ ☞ ☞

Alchemilla Lady's Mantle (*mollis*) Attractive lobed leaves that are creased like a fan. Good in rock gardens and as a ground cover. Grows well in dry shade.

mollis •Chartreuse-green flowers with scalloped, bright green leaves.	H12-18" W18-24"	Late Spring Zone 3(-40°)	○ ● ● ☞
'Thriller' •Golden-yellow flowers with scalloped, bright green leaves.	H12-18" W12-18"	Late Spring Zone 3(-40°)	○ ● ● ☞

Allium Ornamental Onions Close relatives of onions and leeks, which make them deer and wildlife resistant, due to their strong taste and scent. Most are very drought tolerant once established.

cernuum 'Hidcote Pink Giant' •Graceful, nodding, rosy-lilac flowers on slender gray-green foliage. Very vigorous. This variety blooms May-June, earlier than the species plant.	H12-18" W8-12"	Late Spring-Summer Zone 4(-30°)	○ ☞ ☞ ☞
cernuum 'Pink Nodding Onion' •Leaves and flowers are edible, having an onion-like scent. Has moderate water requirements, so plant in a moist soil.	H6-8" W8-18"	Late Spring-Summer Zone 4(-30°)	○ ☞ ☞ ☞
'Blue Eddy' •Fragrant lilac-pink bloom over twisting light silvery-blue foliage.	H8-12" W8-12"	Late Summer Zone 5(-20°)	○ ● ☞ ☞ ☞ ☞



'Bubble Bath' *NEW* •Soft lavender flower clusters are held on strong stems above a mound of glaucous blue green foliage. The wide, linear leaves have a slight twist. Fragrant.	H26-28" W24-26"	Late Summer Zone 4(-30°)	
'Millenium' •Compact, upright clump of thick, glossy, green leaves. Grows bright rosy-purple clusters of flowers on strong stems. Flower heads turn an attractive golden-yellow and last through the fall.	H14-20" W10-16"	Late summer Zone 5(-20°)	
Alyssum Madwort (montanum) Abundant mounds of rich, fragrant flowers on gray-green foliage. Stunning on rock walls and in borders. Drought tolerant once established.			
'Golden Spring' •Golden yellow blooms. More frost and heat tolerant than other varieties.	H6-8" W12-14"	Spring Zone 4(-30°)	
Amelanchier Serviceberry			
alnifolia 'Saskatoon Serviceberry' •White flower clusters that produce edible purple berries. Native to North America.	H72-120" W48-72"	Spring-Early Summer Zone 3(-40°)	
Anacyclus Mat Daisy (depressus) Daisy-like flowers form over a tight mat of fine fern-like foliage.			
'Spring Carpet' •Short stems of white daisies with yellow eyes appear over gray-green foliage.	H4-6" W12-16"	Late Spring Zone 4(-30°)	
Anemone Windflower Graceful upright flower stems that rise above the foliage. Anemone come in many sizes and color assortments. Avoid high water areas during the winter.			
'Curtain Call Deep Rose' •Bright deep rose flowers appear over compact green foliage.	H14-18" W16-18"	Late Summer Zone 4(-30°)	
'Curtain Call Pink' •Double row of bright pink flowers appear over a mound of compact green foliage.	H14-18" W16-18"	Late Summer Zone 4(-30°)	
'Dainty Swan' •White blooms feature bright pink petal backs, creating a unique two-toned bloom. Dark green foliage with tall sturdy stems to support the large flowers.	H18-30" W20-24"	Summer-Fall Zone 5(-20°)	
'Elfin Swan' •Compact green foliage with attractive deeply cut leaves. Pure white blooms with violet-blue backs are accented with golden yellow centers.	H16-18" W18-30"	Summer-Fall Zone 5(-20°)	
'Fantasy Cinderella' •Rose-pink, single flowers with compact, dark green foliage.	H12-18" W18-24"	Late Summer-Fall Zone 5(-20°)	
'Fantasy Jasmine' •Dark pink, single flowers with compact, dark green foliage.	H12-24" W12-24"	Late Summer-Fall Zone 5(-20°)	
'Fantasy Pocahontas' •Rich pink, semi-double blooms appear over compact foliage.	H12-18" W18-24"	Late Summer-Fall Zone 5(-20°)	
'Fantasy Red Riding Hood' •Deep pink, single blooms appear over compact foliage.	H12-18" W18-23"	Late Summer-Fall Zone 5(-20°)	
'Harlequin Pastel' •Pink, semi-double flowers. Bloom until frost.	H10-18" W18-30"	Late Summer-Fall Zone 4(-30°)	
'Honorine Jobert' •This heirloom features large, white, single blossoms on tall stems with green foliage.	H36-48" W18-30"	Fall Zone 5(-20°)	

PERENNIALS



PERENNIAL
FAVORITES

'Puff Pink' •Very unusual, compact, pompon flowers cover this short plant with stems long enough for cutting. New flowers open a rich rose color and progress to an antique silver pink.	H12-24" W12-18"	Late Summer-Fall Zone 4(-30°)	
hupehensis v. japonica 'Pamina' •Semi-double, rose-pink blooms appear over compact, dark green foliage.	H14-18" W16-18"	Fall Zone 5(-20°)	
'Satin Doll Blush' •Abundant, large, light pink flowers held over glossy foliage. One of the earliest blooming with an extended bloom period. Exceptionally high flower count on genetically dwarf plants.	H10-17" W15-17"	Late Summer-Fall Zone 4(-30°)	
'Satin Doll Glow' •Genetic dwarf with full sized flowers of pink daisy-like flowers cover this plant.	H10-17" W15-17"	Late Summer-Fall Zone 4(-30°)	
'Satin Doll Rose' •Two toned bright rose-pink and carmine flowers swirl over this plant. Short, compact habit. Early blooming	H10-17" W15-17"	Late Summer-Fall Zone 4(-30°)	
'Snow Angel' •Pure white, single petals with yellow centers, appear over compact, light green foliage.	H15-18" W16-18"	Late Summer-Fall Zone 6(-10°)	
sylvestris 'Snowdrops' •Delicate, nodding, white flowers appear over a low mound of ferny foliage.	H12-18" W12-18"	Spring Zone 3(-40°)	
tomentosa 'Robustissima' •Pale pink blooms appear on sturdy branches above the foliage. Vigorous spreading habit that forms a low mound of grape-like green leaves.	H34-46" W22-34"	Late Summer Zone 3(-40°)	
'Whirlwind' •Very large, semi-double, white blossoms. Vigorous habit with large, dark green leaves. Can handle more sun compared to other varieties.	H24-36" W24-36"	Fall Zone 3(-40°)	




















































Antennaria Pussytoes

carpatica •A tough plant especially suited to hot, sunny locations and poor, dry soil. Forms a flat creeping mat of tiny silver leaves. Short stems of fuzzy, creamy white flowers appear in late spring. Perfect for growing between paving stones. Excellent drainage is a must.	H1-2" W8-12"	Late Spring Zone 2(-50°)	
dioica 'Rubra' *Native & Waterwise* •Tiny, bright silver-gray leaves form a low, creeping mat. Fuzzy rose-pink flowers appear above the foliage. Tolerates poor, dry soils.	H4-6" W10-12"	Late Spring Zone 3(-40°)	
microphylla 'Littleleaf Pussytoes' •This delightful wildflower forms a dense gray-green carpet accented with pink flower clusters that resemble the pads on a cat's foot. Attractive in the rock garden or between paving stones. Excellent weed-suppressing ground cover for dry soils.	H2-3" W8-12"	Mid-Late Spring Zone 3(-40°)	

Aquilegia Columbine Old-fashioned flower available in a variety of sizes and colors with long-spurred blossoms. Short lived perennials but will self-seed if allowed to.

caerulea Rocky Mountain Colorado Blue *Native & Waterwise* •Large blue and white blooms on tall sturdy stems over green foliage. Warmer areas should plant these with afternoon shade.	H24-36" W12-18"	Early Spring Zone 3(-40°)	
canadensis 'Little Lanterns' •Short in stature, but free with flowers. Numerous pendant flowers in shades of red and yellow cover the plant.	H10-12" W10-12"	Late Spring Zone 3(-40°)	



flabellata 'Cameo Mix' •Shades of blue, pink and white blooms that blanket this dwarf compact plant.	H2-6" W8-12"	Spring Zone 3(-40°)	  
'Spring Magic Mix' •A new and compact columbine. Flowers 2 to 3 weeks earlier than most columbines. It has very uniform growth and has large flowers that bloom in a variety of colors ranging in reds, blues, whites, and purples.	H12-14" W9-12"	Spring Zone 3(-40°)	  
Earlybird Series (caerulea) This series features strong new colors and has a low cold requirement and short juvenility for growing in warm winter climates. Features a controlled habit, with relatively short stems on well-mounded plants.			
'Blue and White' •Blue and white	H9-11" W8-10"	Spring Zone 3(-40°)	  
'Mix' •Mix of blue, purple, red, yellow and white flowers.	H9-11" W8-10"	Spring Zone 3(-40°)	  
'Purple and Blue' •Purple and blue	H9-11" W8-10"	Spring Zone 3(-40°)	  
'Purple and White' •Purple with white centers.	H9-11" W8-10"	Spring Zone 3(-40°)	  
'Purple and Yellow' •Purple with yellow centers.	H9-11" W8-10"	Spring Zone 3(-40°)	  
'Red and White' •Red with white centers.	H9-11" W8-10"	Spring Zone 3(-40°)	  
'Red and Yellow' •Red with yellow centers.	H9-11" W8-10"	Spring Zone 3(-40°)	  
'White' •Solid white	H9-11" W8-10"	Spring Zone 3(-40°)	  
'Yellow' •Solid yellow	H9-11" W8-10"	Spring Zone 3(-40°)	  
Kirigami Series Large, upfacing blooms, usually of bi-colored shades. Compact habit. Since Columbines are relatively short lived, allow some of the plants to go to seed and self-sow.			
'Deep Blue and White' •Dark blue and white	H14-24" W12-20"	Spring Zone 3(-40°)	  
'Light Blue and White' •Light blue with white centers.	H14-24" W12-20"	Spring Zone 3(-40°)	  
'Mix' •Mix of red, blue, white, rose and yellow.	H14-24" W12-20"	Spring Zone 3(-40°)	  
'Red and White' •Red and white	H14-24" W12-20"	Spring Zone 3(-40°)	  
'Rose and Pink' •Rose with pink centers.	H14-24" W12-20"	Spring Zone 3(-40°)	  
'Yellow' •Soft butter-yellow	H14-24" W12-20"	Spring Zone 3(-40°)	  

Arabis Rockcress Grows loose-spreading rosettes of small, grayish-green leaves. Fragrant, long blooming groundcover. Cut back after flowering for denser foliage. Great for rock gardens and front edging on a border.

blepharophylla 'Rose Delight' •This forms a low rosette of green leaves with stems that hold clusters of sweetly fragrant, rose flowers.	H6-8" W8-10"	Spring Zone 5(-20°)	○ ♀ ☞
caucasica 'Catwalk Pink' *NEW* •Uniform, compact, globe-shaped habit, with bright pink flowers.	H6-12" W12-16"	Early Spring Zone 4(-30°)	◐ ♀ ☞
caucasica 'Catwalk White' •Evergreen with white rosettes.	H6-12" W12-16"	Early Spring Zone 3(-40°)	○ ♀ ☞
caucasica 'Little Treasure Deep Rose' •Vibrant rose pink blossoms.	H4-6" W10-12"	Early Spring Zone 3(-40°)	○ ♀ ☞
caucasica 'Little Treasure White' •Bright white with yellow stamens	H4-6" W10-12"	Early Spring Zone 3(-40°)	○ ♀ ☞

Arctostaphylos

uva-ursi 'Kinnickinnick' *Native & Waterwise* •Evergreen, mat forming, small shrub with attractive red stems and bright red berries in fall and winter. Flowers are inconspicuous. Requires good drainage and does best with morning sun.	H6-12" W60-180"	Spring-Early Summer Zone 3(-40°)	◐ ● ☞ ☞ ▲
---	--------------------	-------------------------------------	--------------

Arenaria Sandwort These plants have narrow glossy green leaves that form mats of foliage. In mid-spring the plant is blanketed by 1/2" wide white flowers. Great for rock gardens and borders. Drought tolerant once established.

montana 'Blizzard Compact' •A low evergreen cushion of dark green leaves, bearing loads of white flowers.	H4-8" W10-12"	Mid Spring Zone 3(-40°)	○ ◐ ☞ ☞ ☞
montana 'Lemon Ice' •Forms a low, evergreen cushion of gray-green leaves, bearing loads of bright yellow buds that open to large lemon-yellow flowers.	H6-8" W8-12"	Mid Spring Zone 4(-30°)	○ ◐ ☞ ☞ ☞

Armeria Thrift Compact tufts of evergreen, grass-like foliage with sturdy, wiry stems of globe-shaped flowers. Good for rock gardens and borders.

maritima 'Splendens' •Dark green foliage becomes covered with wine-red pompom blooms.	H10-12" W6-12"	Late Spring Zone 3(-40°)	○ ♀ ☞
---	-------------------	-----------------------------	-------

Morning Star Series

'Deep Rose' *NEW* •Deep Pink	H4-6" W6-12"	Early Summer Zone 3(-40°)	○ ♀ ☞ ☞ ✂
'White' *NEW* •White	H4-6" W6-12"	Early Summer Zone 3(-40°)	○ ♀ ☞ ☞ ✂

Ballerina Series This series has broader evergreen leaves, stiffer flower stems and larger flower clusters. The varieties are compact and uniform.

'Lilac' •Vibrant lilac-pink	H12-14" W12-16"	Early Summer-Fall Zone 5(-20°)	○ ◐ ☞ ♀ ☞
'Red' •Bright red	H12-14" W12-16"	Early Summer-Fall Zone 5(-20°)	○ ◐ ☞ ♀ ☞

Dreameria Series This series has been bred to bloom all season long. It can handle cool springs and is heat tolerant. The tidy mounding habit is perfect for landscape and patio containers. Frost tolerant.

'Dreameria Daydream' •Bright pink	H10-12" W10-12"	Spring-Fall Zone 6(-10°)	○ ♀
'Dream Clouds' •White	H10-12" W10-12"	Spring-Fall Zone 6(-10°)	○ ♀ ☞ ☞ ☞ ✂



'Dream Weaver' •Dark pink, light rose	H10-12 W10-12	Spring-Fall Zone 6(-10°)	○ ● ✂ ✂ ✂
'Dreamland' •Dark salmon-pink	H10-12 W10-12	Spring-Fall Zone 5(-20°)	○ ● ✂
'Sweet Dreams' •Lavender-mauve	H10-12" W10-12"	Spring-Fall Zone 6(-10°)	○ ●

Artemisia Sage Wormwood or Mugwort The foliage is aromatic and the texture of these plants really add to the landscape. Most have silver foliage. The blooms are insignificant.

cana 'Silver Sage' *NEW* •An erect, freely branched, rounded shrub. Older stems have a dark brown, fibrous bark while younger stems are covered with a dense white to yellowish-green.	H24-36" W24-36"	Insignificant Zone 3(-40°)	○ ✂ ✂
filifolia 'Sand Sage' *NEW* •Form is compact with a wind swept appearance. Sweetly aromatic.	H36-48" W36-48"	Insignificant Zone 3(-40°)	○ ✂ ✂ ✂
frigida 'Fringed Sage' *NEW* •Easy to care for and maintain, cut back every few years to renew growth in the spring.	H12-24" W12-18"	Insignificant Zone 3(-40°)	○ ✂ ✂ ✂
'Powis Castle' •Silver foliage that has a shrubby and feathery look.	H24-36" W24-36"	Insignificant Zone 4(-30°)	○ ✂ ✂
gmelinii 'SunFern Aracadia' •Fern-like textures that thrive in full sun. Great accent plant. Low maintenance.	H14-16" W14-18"	Insignificant Zone 4(-30°)	○ ● ✂
gmelinii 'SunFern Olympia' *NEW* •Green fern-like textures that thrive in full sun. Great accent plant. Low maintenance. Non-invasive and won't spread.	H16-18" W14-18"	Insignificant Zone 4(-30°)	○ ● ✂
nova 'Black Sagebrush' *NEW* •A small, spreading, aromatic shrub, with a rounded crown and a dwarf growth habit. The leaves are dark to pale green, and often hairy.	H10-18" W10-18"	Insignificant Zone 5(-20°)	○ ✂
schmidtiana 'Nana' Silver Mound •Soft, finely cut, silver foliage that forms a nice mound.	H10-18" W12-20"	Insignificant Zone 4(-30°)	○ ✂ ✂
tridentata-vaseyana Mountain Big Sagebrush *Native & Waterwise* •Ferny silver foliage.	H24-60" W36-48"	Insignificant Zone 3(-40°)	○ ✂ ✂

Aruncus Goatsbeard Related to Spirea and native to mountainous wooded regions of North America. Adaptable to various soil types. Moisture loving with lacy foliage

aethusifolius 'Misty Lace' •Produces large, creamy white plumes on red stems. Compact, fern-like foliage.	H23-29" W18-23"	Early Summer Zone 4(-30°)	● ○ ✂ ✂ ✂
dioicus 'Guinea-Fowl' •Beautiful fern-like, dark green foliage with long, upright, white flowers for a very nice contrast in the shaded garden.	H18-24" W18-24"	Early-Late Spring Zone 4(-30°)	● ○ ● ✂

Aster Michaelmas Daisy Reliable plants with daisy-like flowers. They have abundant blooms with different heights and bloom times. Some varieties are woody.

Spring Blooming Aster

alpinus Alpine •White, pink and purple with a yellow center.	H8-12" W8-12"	Spring Zone 3(-40°)	○ ○ ✂ ✂ ✂
alpinus 'Beauty Mix' •This mix of pale lavender, blue, pink, and white shades. Has a distinct crested center.	H8-10" W8-12"	Spring Zone 3(-40°)	○ ○ ✂ ✂ ✂



Summer Blooming Aster

frikartii 'Monch' •Lavender-blue, single flowers with gold centers on upright, freely branching stems.	H24-30" W24-30"	Summer Zone 5(-20°)	○ ● ✈ 🦌
--	--------------------	------------------------	------------

Fall Blooming Woody Aster

novi-belgii 'Purple Dome' •Vivid purple, daisy-like flowers in a compact habit.	H18-24" W18-24"	Fall Zone 3(-40°)	○ ✈ 🦌
---	--------------------	----------------------	----------

Island Series Fall Blooming Aster Masses of daisy-like flowers appear in late summer and fall on dense, compact, mildew-resistant plants. The yellow-eyed, semi-double blossoms are complemented by green, lance-shaped foliage.

'Bahamas' •Pink	H8-12" W8-12"	Fall Zone 4(-30°)	○ ● ✈ 🦌
'Barbados' •Lilac	H8-12" W8-12"	Fall Zone 4(-30°)	○ ● ✈ 🦌
'Samoa' •Purple	H8-12" W8-12"	Fall Zone 4(-30°)	○ ● ✈ 🦌
'Tonga' •Dark pink	H8-12" W8-12"	Fall Zone 4(-30°)	○ ● ✈ 🦌

Wood's Series (dumosus) Fall Blooming Aster Semi-double flowers with yellow centers. Resistant to powdery mildew.

































'Blue' •Blue	H8-12" W12-18"	Fall Zone 3(-40°)	○ ✈ 🦌 ✂
'Pink' •Pink	H8-12" W12-18"	Fall Zone 3(-40°)	○ ✈ 🦌 ✂
'Purple' •Purple	H8-12" W12-18"	Fall Zone 3(-40°)	○ ✈ 🦌 ✂

Fall Aster (Fall Availability Only)





'Believer' •Dark blue	H12-24" W12-24"	Fall Zone 4(-30°)	○ ✈ 🦌
'Blue Henry I' •Lavender-blue with a double flower.	H12-24" W12-24"	Fall Zone 4(-30°)	○ ✈ 🦌
'Daydream' •Light blue	H12-24" W12-24"	Fall Zone 4(-30°)	○ ✈ 🦌
'Days' •Blue	H12-16" W12-24"	Fall Zone 4(-30°)	○ ✈ 🦌
'Dragon' •Light blue	H12-24" W12-24"	Fall Zone 4(-30°)	○ ✈ 🦌
'Hazy' •Dark rose-pink	H12-16" W12-24"	Fall Zone 4(-30°)	○ ✈ 🦌
'Henry I' •Purple with a double flower	H12-16" W12-24"	Fall Zone 4(-30°)	○ ✈ 🦌
'Henry III' •Purple with a double flower	H12-16" W12-24"	Fall Zone 4(-30°)	○ ✈ 🦌
'Magic Purple' •Dark purple-blue	H24-30" W18-24"	Fall Zone 4(-30°)	○ ✈ 🦌
'Marie III' •Dark pink with a double flower	H12-18" W12-24"	Fall Zone 4(-30°)	○ ✈ 🦌
'Peter III' •Light blue with a double flower	H24-30" W12-24"	Fall Zone 4(-30°)	○ ✈ 🦌
'Pink Henry I' •Pink with a double flower	H24-30" W12-24"	Fall Zone 4(-30°)	○ ✈ 🦌









Astilbe False Spirea Native to the Far East, Astilbes are companions of Ferns and Impatiens. They're some of the few flowers that make big color in full or partial shade.

arendsii 'Augustleuchten' August Light •Long, scarlet-red, feathery plumes grow above the foliage, which emerges deep red.	H26-30" W14-24"	Summer Zone 4(-30°)	   
arendsii 'Bressingham Beauty' •This taller variety has long, arching, deep pink plumes of flowers, over a mound of elegant, lacy green leaves.	H32-38" W24-30"	Early Summer Zone 4(-30°)	   
arendsii 'Bridal Veil' •Pure white blossoms held above vivid green foliage.	H18-34" W24-36"	Summer Zone 4(-30°)	   
chinensis 'Maggie Daley' •Lavender-pink flowers rise above lacy, fern-like foliage.	H16-20" W16-20"	Summer Zone 4(-30°)	   
chinensis 'Rise and Shine' •Huge 8" hot pink plumes over compact green foliage.	H12-18" W12-18"	Summer Zone 4(-30°)	   
chinensis 'Visions in Red' •Pink to red plumes are sweetly fragrant, over large, clear green leaves with a coarse texture.	H12-18" W12-18"	Summer Zone 4(-30°)	   
japonica 'Delft Lace' •Lacy, deep blue-green, waxy foliage with red highlights. Red stems carry panicles of deep salmon-red buds, which open to a soft apricot pink.	H24-36" W18-24"	Summer Zone 4(-30°)	   
japonica 'Red Sentinel' •Scarlet-red flowers above glossy green foliage.	H20-24" W12-18"	Summer Zone 4(-30°)	   









Atriplex Four-Winged Saltbush

canescens Four-Winged Saltbush *Native & Waterwise* •Woody shrub that is erect and round in form with rigid, brittle stems and heavily branched. Valuable as a cover and browse shrub for wildlife. Extremely tolerant of harsh conditions, including salt, cold and drought.	H24-28" W24-48"	Summer Zone 3(-40°)	   
---	--------------------	------------------------	--

Aubrieta Rockcress Extremely popular rock garden plants being one of the first perennials to bloom each year. They form a low cushion of evergreen leaves, literally smothered by flowers for several weeks. Makes a good border plant with its spreading growth habit.

gracillis 'Rock on Blue' •Dark bluish purple	H4-6" W6-12"	Early Spring Zone 4(-30°)	 
gracillis 'Rock on Pink' •Deep pink	H4-6" W6-12"	Early Spring Zone 4(-30°)	 
gracillis 'Rock on Purple' •Purple	H4-6" W6-12"	Early Spring Zone 4(-30°)	 

Audrey Series More vigorous, branching and compact. The flowers are larger and bloom longer than other varieties.

'Blue Shades' *NEW* •Blue to violet blue	H4-6" W12-16"	Early Spring Zone 4(-30°)	 
'Blue Sky' *NEW* •Blue	H4-6" W12-16"	Early Spring Zone 4(-30°)	 
'Purple Shades' *NEW* •Light purple	H4-6" W12-16"	Early Spring Zone 4(-30°)	 
'Red' *NEW* •Purple-red	H4-6" W12-16"	Early Spring Zone 4(-30°)	 

PERENNIALS



Axcent Series Compact with large flowers. Better heat and disease resistance. Vigor exceeds other varieties.

'Burgundy Improved' •Bright burgundy flowers open on gray-green foliage.	H4-6" W12-16"	Early Spring Zone 4(-30°)	○ 🦋
'Deep Purple' •Large, dark purple blooms with gray-green leaves.	H4-6" W12-18"	Early Spring Zone 4(-30°)	○ 🦋
'Light Blue' •Light blue flowers	H4-6" W12-18"	Early Spring Zone 4(-30°)	○ 🦋
'Lilac' •Large, lilac blooms with gray-green leaves.	H4-6" W12-18"	Early Spring Zone 4(-30°)	○ 🦋
'Violet Eye' •Large, violet blooms with yellow centers and gray-green leaves.	H4-6" W12-18"	Early Spring Zone 4(-30°)	○ 🦋
'White' •Bright white flowers	H4-6" W12-20"	Early Spring Zone 4(-30°)	○ 🦋

Glacier Series Flowers on average 2-3 weeks later than Axcent and is also slightly more compact, making it an ideal season extender

'Red' •Purple Red	H4-6" W10-12"	Early Spring Zone 6(-10°)	○
'Sky Blue' •Violet Blue	H4-6" W10-12"	Early Spring Zone 6(-10°)	○
'Violet' •Deep violet	H4-6" W10-12"	Early Spring Zone 6(-10°)	○

Aurinia Basket of Gold

saxatilis 'Gold Rush' *NEW* •Shorter-stemmed variety that features a more uniform plant habit and earlier flowering.	H5-8" W5-8"	Early Spring Zone 3(-40°)	○
saxatilis 'Summit' •A well-behaved and disease resistant groundcover, prized for its rousing floral display of tiny, golden yellow flowers borne just above the gray-green foliage.	H8-10" W15-20"	Early Spring Zone 4(-30°)	○ 🦋 🐇

Bellis English Daisy This is an old-fashioned favorite even though they are biennial. These plants will reseed to provide future generations. Removing faded flowers regularly will keep plants blooming well into the summer.

perennis 'Speedstar Mix' •Yellow-eyed, semi-double daisies with red, white and rose petals.	H4-6" W6-8"	Early Spring Zone 4(-30°)	○ ◐
perennis 'Tasso Mix' •Red, pink and white mix.	H6-8" W6-8"	Early Spring Zone 4(-30°)	○ ◐
perennis 'Tasso Strawberries and Cream' •White and pink mix.	H6-8" W6-8"	Early Spring Zone 4(-30°)	○ ◐

Berlandiera Chocolate Flower




































lyrata Chocolate Flower *Native & Waterwise* •Low-growing plant with lobe-shaped leaves and a mounding form. Flowers are yellow with a dark center and fragrant with a slight hint of chocolate. Will reseed without deadheading.	H14-18" W12-18"	Summer Zone 4(-30°)	○ 🦋 ☕ 🐇 ▲
---	--------------------	------------------------	--------------

Brunnera Heartleaf Alkanet Large, heart-shaped leaves that love moist and shady sites. They produce tiny forget-me-not flowers.




macrophylla 'Alexander's Great' •Blue flowers with large, silver and green veining on the foliage.	H14-18" W28-30"	Early Summer Zone 4(-30°)	● ◐
macrophylla 'Alexandria' *NEW* •Dinner plate sized leaves of solid silver. Thinly edged in dark green. Produces tiny blue flowers.	H12-18" W24-36"	Early Summer Zone 5(-20°)	● ◐
macrophylla 'Jack Frost' •Blue flowers with silver foliage and green veining.	H12-18" W14-18"	Early Summer Zone 4(-30°)	● ◐

Buddleia Butterfly Bush Lance-shaped, gray-green leaves . Fragrant, colorful, summer flowering shrubs that respond well to heavy pruning in the spring. They are profuse bloomers with a very strong scent. A must have for pollinators.


Buzz Series davidii Dwarf series and more compact habit than traditional Butterfly Bush. They still produce full-size flower spikes up to 10" in length. Will bloom from June through October without deadheading.

'Candy Pink' *NEW* •Warm candy-pink tones with warm orange centers.	H36-60" W36-48"	Summer-Fall Zone 4(-30°)	    
'Hot Raspberry' •Bright raspberry-pink flower spikes.	H36-60" W36-48"	Summer-Fall Zone 4(-30°)	    
'Ivory' •Graceful, tapering, white flower spikes.	H36-60" W36-48"	Summer-Fall Zone 4(-30°)	    
'Magenta Improved' •Magenta flower spikes.	H36-60" W36-48"	Summer-Fall Zone 4(-30°)	    
'Midnight' •Dark purple spires	H36-60" W36-48"	Summer-Fall Zone 4(-30°)	    
'Purple' •Purple flower spikes	H36-60" W36-48"	Summer-Fall Zone 4(-30°)	    
'Velvet' •Deep rose-pink flower spikes.	H36-60" W36-48"	Summer-Fall Zone 4(-30°)	    





























Callirhoe Prairie Winecups

involucrata 'Prairie Winecups' *Native & Waterwise* •Ground cover with attractive dark green, leathery leaves. Flowers are a magenta-wine color blooming on upright stems. Great for hot/dry areas.	H4-8" W24-30"	Summer Zone 4(-30°)	  
---	------------------	------------------------	---

Calylophus Sundrops

drummondianus 'Sundrops' •Showy, prolific bloomer with a neat compact habit.	H12-18" W15-24"	Summer Zone 5(-20°)	  
--	--------------------	------------------------	---

Campanula Bellflower Popular plants, ranging in heights from groundcovers to over 4 feet tall.

'Birch Hybrid' •Lavender-blue, fluted, bell-shaped flowers smother the bright evergreen foliage.	H4-6" W10-12"	Spring-Summer Zone 4(-30°)	   
'Cariboo Blue' *NEW* •Blue with white center.	H14-18" W8-12"	Spring-Summer Zone 5(-20°)	 
carpatia 'Rapido Blue' •Mounding plant with small, dark green foliage and an abundance of blue flowers.	H4-8" W4-8"	Late Spring Zone 3(-40°)	   
carpatia 'Rapido White' •Mounding plant with small, dark green foliage and an abundance of white flowers.	H4-8" W4-8"	Late Spring Zone 3(-40°)	   
glomerata 'Bellefleur Blue' •This dwarf variety forms a low mound of upright stems with large clusters of deep violet-blue flowers.	H6-10" W12-23"	Early Summer Zone 4(-30°)	   
glomerata 'Superba' •Tall, upright stems with large, showy clusters of rich purple, funnel-shaped flowers. Foliage is dark green and mounding.	H24-30" W22-26"	Late Spring-Summer Zone 4(-30°)	    
persicifolia 'Takion Blue' •Upward and outward facing, bell-shaped, blue flowers on strong, dark green, glossy stems and foliage.	H16-20" W12-24"	Summer Zone 4(-30°)	    

PERENNIALS



PERENNIAL
FAVORITES

persicifolia 'Takion White' •Upward and outward facing, bell-shaped, white flowers on strong, dark green, glossy stems and foliage.	H16-20" W12-24"	Summer Zone 4(-30°)	○ ● ☂ ☞ ☹ ✂
poscharskyana 'Blue Waterfall' •Violet-blue, star-shaped, upward-facing flowers smother dark green, glossy foliage. A vigorous spreader that can be used as a groundcover.	H6-10" W18-24"	Late Spring Zone 4(-30°)	○ ● ☂ ☞ ☹ ☹
rotundifolia 'Thumbell Violet' •Graceful, slender stems, usually in clusters, appear with bell-shaped, violet-blue flowers that bloom continuously.	H10-12" W10-12"	Spring-Summer Zone 4(-30°)	○ ● ☂ ☞ ☹ ✂
Caryopteris Bluebeard Attractive, compact, mounding deciduous shrub. Very fragrant and showy flowers. A must have for pollinators.			
clandonensis 'Dark Knight' •Dark purple-blue	H36-48" W36-48"	Summer Zone 5(-20°)	○ ☂ ☞ ☹ ☹
clandonensis 'Grand Bleu' •Rounded mound of glossy, deep green foliage that is topped by deep intense blue-purple flowers.	H24-36" W24-36"	Summer-Fall Zone 5(-20°)	○ ☹ ☹
Catanache Cupid's Dart The papery bright blue dandelion-shaped blossoms are excellent for cutting, fresh, or dried.			
caerulea 'Amor Blue' •Elegant, fine, blue flowers on slender stems with narrow foliage.	H20-26" W8-12"	Summer Zone 5(-20°)	○ ☞ ☹ ✂
Centranthus Jupiter's Beard Blue-green leaves on tall, slender stems. Long blooming plants, except during the heat of summer. Deadhead after spring bloom for better appearances. Reseeds. Quite drought tolerant but will still do well in medium and high water use areas.			
ruber 'Alba' •Small, star-shaped, white flowers appear in dense clusters.	H24-30" W18-24"	Late Spring-Fall Zone 5(-20°)	○ ● ☂ ☞ ☹ ✂
ruber 'Valerian Red' •Small, star-shaped, rose-red flowers appear in dense clusters atop upright to relaxed stems. Will self seed and spread without deadheading.	H18-36" W18-24"	Late Spring-Fall Zone 5(-20°)	○ ● ☂ ☞ ☹ ✂
Cerastium Snow in Summer			
tomentosa 'Yo Yo' •Smaller, more restrained variety with white flowers. The woolly-gray foliage holds up well in difficult dry spots.	H6-8" W12-18"	Late Spring Zone 3(-40°)	○ ☂ ☹
Ceratoides (Krascheninikovia) Winterfat			
lanata 'Winterfat' •Flowers appear on the female plants only, and are a brilliant silvery white that grow on dense spikes. This is a low spreading shrub with gray-brown, exfoliating bark and fuzzy, pale blue, deciduous foliage.	H12-36" W12-36"	Spring-Late Summer Zone 4(-30°)	○
Ceratostigma Plumbago			
plumbaginoides Plumbago •Slow growing groundcover with brilliant blue flowers. Glossy, green foliage in summer, turning bronze to red in fall. Grows best in full to partial shade.	H8-12" W14-18"	Late Summer-Fall Zone 5(-20°)	○ ● ☂ ☞ ☹ ☹
Cercocarpus Flowers are inconspicuous. Grows best in rocky, dry, well drained soil. Good browse shrub for deer and elk. Very long lived.			
ledifolius Curl-leaf Mountain Mahogany *Native & Waterwise* •Evergreen foliage contrasts nicely with white-gray bark.	H60-120" W72-144"	Spring Zone 3(-40°)	○ ☂ ▲
montanus True Mountain Mahogany *Native & Waterwise* •Deciduous with dense, symmetrical growth habit. Small yellow flowers.	H60-120" W72-120"	Late Spring-Summer Zone 3(-40°)	○ ☂ ▲



Chamaebatiaria Fernbush

millefolium Fernbush

•Intensely aromatic, lacy foliage with white flowers and reddish flaky bark. Makes a mound with light pruning. Attractive winter seed heads and habit.

H48-72"
W72-96"

Summer
Zone 4(-30°)



Chamerion (Epilobium)

angustifolia Fireweed *Native & Waterwise*

•High elevation perennial that is strongly rhizomatous. Flowers are a deep pink with willow-like leaves.

H48-98"
W48-60"

Summer-Fall
Zone 4(-30°)



Chrysothamnus Rabbitbrush

nauseosus Rubber Rabbitbrush

•Bright yellow flowers. Nice form with a round head and erect, upright stems. Interesting fruit late summer to fall. Plant in dry, well drained soil. Prune in early spring to maintain compact form.

H24-48"
W24-36"

Early Summer
Zone 3(-40°)



nauseosus Dwarf Rabbitbrush *Native & Waterwise*

•Shorter, tighter growth habit and bright yellow fall color.

H16-28"
W20-30"

Early Summer
Zone 3(-40°)



Chrysanthemum Garden Mums Garden mums are characterized by their mounded growth habits, sturdy but typically brittle stems, and adaptability to almost any container type and size. They have a very high bud count and excellent flowering uniformity. Nicely sized flowers with good lasting quality. Blooms in fall. Height 12-36". Season bloom times: Very early - Sept. 1-10, Early - Sept. 10-20, Mid - Sept. 20-30, Late - Oct. 1-10, Extender - Oct. 10-20. **Contact Perennial Favorites or your Sales Rep for a full listing of Fall Garden Mums.**

Assorted Varieties

Assorted

Late Summer-Fall
Zone 5(-20°)



Coreopsis Tickseed Considered to be one of the longest blooming perennials for the garden. They are easy to grow and have bright, daisy-like flowers with an assortment of heights and foliage styles.

auriculata 'Nana'

•Forms a small mound of dark green leaves, bearing bright golden orange flowers.

H6-12"
W8-12"

Late Spring-Fall
Zone 4(-30°)



grandiflora 'Double The Sun'

•Compact habit with semi-double, yellow blooms. The earliest blooming grandiflora on the market.

H12-14"
W12-14"

Spring-Fall
Zone 4(-30°)



grandiflora 'Sunfire'

•Neat, compact grower with many single golden yellow flowers, with burgundy red centers. Clean foliage with leaf spot resistance make this variety an improved variety.

H18-24"
W18-24"

Late Spring-Fall
Zone 5(-20°)



'Jethro Tull'

•Golden yellow with fluted petals.

H12-18"
W14-18"

Late Spring-Fall
Zone 5(-20°)



'Solanna Golden Sphere'

•Grows a low mound of leathery green leaves with upright stems of large, fluffy, golden yellow, pompon flowers.

H12-18"
W12-18"

Late Spring-Fall
Zone 5(-20°)



verticillata 'Moonbeam'

•Light yellow with dark yellow center and thread-leafed foliage.

H18-24"
W18-24"

Late Spring-Fall
Zone 4(-30°)



verticillata 'Zagreb'

•Bright golden yellow flowers with thread-leaf foliage.

H12-18"
W12-18"

Late Spring-Fall
Zone 4(-30°)



Leading Lady Series Bred to flower earlier with floriferous blooming all summer. Cold and heat tolerant and mildew resistant.

'Charlize'

•Frilly, double, yellow flowers.

H18-23"
W12-16"

Summer
Zone 5(-20°)



'Iron Lady' *NEW*

•Large, semi-double, peach flowers with a red center.

H18-23"
W12-16"

Summer
Zone 5(-20°)



PERENNIALS



PERENNIAL
FAVORITES

'Lauren' •Large, single, yellow flowers.	H18-23" W12-16"	Summer Zone 5(-20°)	○ ♀ ✂
'Sophia' •Large, yellow flowers with tubular petals.	H18-23" W12-16"	Summer Zone 5(-20°)	○ ♀ ✂
Uptick Series Blooms all summer on a tidy, mounded habit. Mildew resistant.			
'Bronze and Gold' •A large eye of deep bronze is framed by gold.	H12-15" W14-16"	Summer Zone 5(-20°)	○ ♀ 🦌
'Cream' •Large, single blooms in creamy white to pale yellow.	H12-15" W14-16"	Summer Zone 5(-20°)	○ ♀ 🦌
'Cream and Red' •Small eye of dark red on a large flower of buttery cream.	H12-15" W14-16"	Summer Zone 5(-20°)	○ ♀ 🦌
'Yellow and Red' •Large yellow flowers with a dark red center.	H12-15" W14-16"	Summer Zone 5(-20°)	○ ♀ 🦌
Crococsmia Montbretia Forms clumps of tall, sword-shaped foliage with long arching stems of funnel-shaped blossoms.			
'Lucifer' •Scarlet	H36-40" W12-23"	Summer Zone 5(-20°)	○ ♀
Delosperma Iceplant Succulent clumping form, spreads but stays in a tight mat. Blooms will close at night and re-open the next morning.			
'Alan's Apricot' •Stunning apricot flowers over gray-green foliage.	H2-4" W10-12"	Summer Zone 5(-20°)	○ ♀ 🌵
congestum 'Gold Nugget' *NEW* •True alpine succulent. Large shiny yellow flowers with a white eye.	H2-4" W15-30"	Summer Zone 4(-30°)	○ ♀ 🌵 🦌
'Fire Spinner' •Masses of dark orange, pink and white flowers are produced on apple-green foliage.	H2-4" W12-18"	Summer Zone 4(-30°)	○ ♀ 🌵
'Granita Orange' •Orange	H1-2" W10-14"	Spring to Fall Zone 5(-20°)	○ ♀ 🌵
'Granita Raspberry' •A vigorous and floriferous plant with large, striking, iridescent raspberry flowers that are densely packed.	H1-2" W10-14"	Spring to Fall Zone 5(-20°)	○ ♀ 🌵
'Lavender Ice' (Psfave) •Lavender	H2-4" W12-24"	Spring to Fall Zone 4(-30°)	○ ♀ 🦌 🌵
'John Proffit' (Table Mountain) •Fuchsia colored flowers with bright yellow and white centers over dark green foliage.	H2-4" W12-24"	Summer Zone 4(-30°)	○ ♀ 🌵
'Kelaidis' (Mesa Verde) •Stunning salmon-pink flowers grow atop gray-green foliage.	H4-6" W12-24"	Summer Zone 4(-30°)	○ ♀ 🌵
nubigenum Yellow Hardy •Bears a load of small starry yellow flowers Foliage turns bronze in winter.	H2-4" W12-24"	Summer Zone 4(-30°)	○ ♀ 🌵
'Red Mountain Flame' •This is a tough, vigorous, cold hardy plant with large, blazing orange-red flowers over light green foliage.	H2-4" W12-18"	Summer Zone 5(-20°)	○ ♀ 🌵
Desert Dancers Series			
'Purple' *NEW* •Purple blooms with reddish foliage.	H4-6" W8-10"	Summer Zone 5(-20°)	○ ♀ 🌵
'Red' *NEW* •Red blooms with reddish foliage.	H4-6" W8-10"	Summer Zone 5(-20°)	○ ♀ 🌵

LEGEND: ♀=Pollinator • ✂=Cut Flower • 🌵=Drought Resistant • 🦌=Deer Resistant
▲=Native/Waterwise • ○=Full Sun • ◐=Part Sun • ●=Full Shade • H=Height • W=Width



Delmara Series Native to South Africa, these plants are heat and drought tolerant and dense with a mat-like growth habit. The flowers are large and vibrant.

'Fuchsia' •Fuchsia-red with a yellow eye.	H4-6" W12-18"	Summer Zone 4(-30°)	○ ♀ ☼
'Orange' •Orange with a yellow eye.	H4-6" W14-16"	Summer Zone 4(-30°)	○ ♀ ☼
'Pink' •Bright pink with a white eye.	H4-6" W12-18"	Summer Zone 4(-30°)	○ ♀ ☼
'Pink Halo' •Light pink with a white eye.	H4-6" W12-18"	Summer Zone 4(-30°)	○ ♀ ☼
'Red' •Red with a yellow eye.	H4-6" W12-18"	Summer Zone 4(-30°)	○ ♀ ☼
'Yellow' •Bright yellow	H4-6" W14-16"	Summer Zone 4(-30°)	○ ♀ ☼
'White' •White with yellow eye	H4-6" W12-18"	Summer Zone 4(-30°)	○ ♀ ☼

Next Level Series

'Double Magenta' *NEW* •Two layers of magenta petals.	H4-6" W8-10"	Summer Zone 5(-20°)	○ ◐ ☼
'Double Red' *NEW* •Two layers of red petals.	H4-6" W8-10"	Summer Zone 5(-20°)	○ ◐ ☼

Ocean Sunset Series This series has a high flower count per plant, with large flowers on a great habit. Gives an outstanding performance in pots, with showy flowers that close at night and open mid-morning. The intense, vivid colors are ideal in rock gardens and borders.

'Orange Glow' •Orange with bright pink tips and a yellow center.	H4-6" W10-12"	Summer-Fall Zone 5(-20°)	○ ♀ ☼ ☼ ☼
'Orange Vibe' •Orange with a white center.	H4-6" W10-12"	Summer-Fall Zone 5(-20°)	○ ♀ ☼ ☼ ☼
'Violet' •Dark violet with a white eye.	H4-6" W10-12"	Summer-Fall Zone 5(-20°)	○ ♀ ☼ ☼ ☼

Delphinium Larkspur These plants have a tall, stately, dignified appearance. Mounds of dark green, glossy foliage have spikes of showy, spurred flowers.

grandiflorum 'Blue Mirror' •Navy blue flowers forming a compact mound of well-branched, lacy foliage.	H12-18" W10-12"	Early Summer Zone 3(-40°)	○ ◐ ☼ ♀ ☼ ✂
grandiflorum 'Hunky Dory Blue' •Mound of fine, fern-like leaves with masses of rich violet-blue flowers. Compact and does not need staking.	H8-12" W24-36"	Summer Zone 4(-30°)	○ ✂ ♀
'New Zealand Mini Stars' *NEW* •Mix of dark blue, light blue, rose, lilac.	H24-36" W18-24"	Early Summer Zone 3(-40°)	○ ◐ ☼ ♀ ☼ ✂
'Red Lark' •The coral red color is unique in Delphinium. This variety is a sterile hybrid that will not reseed in the garden. Remove spent flower stems to encourage new flowers.	H24-28" W16-18"	Spring-Summer Zone 5(-20°)	○ ✂
nudicaule 'Redcap' •Colorful sprays of long, spurred, bright red flowers.	H12-16" W12-18"	Early Summer Zone 3(-40°)	○ ◐ ☼ ♀ ☼ ✂

PERENNIALS



PERENNIAL
FAVORITES

Delphina Series Mounds of dark green, glossy foliage have spikes of showy, spurred flowers. Compact habit produces heavy double blooms.

'Dark Blue/Black Bee' •Dark blue with black centers.	H18-20" W13-15"	Summer Zone 3(-40°)	○ ☞✂️🐇
'Dark Blue/White Bee' •Dark blue with white centers.	H18-20" W13-15"	Summer Zone 3(-40°)	○ ☞✂️🐇
'Light Blue/White Bee' •Soft powder blue with white centers.	H18-20" W13-15"	Summer Zone 3(-40°)	○ ☞✂️🐇
'Rose/White Bee' •Rose colored flowers with white centers.	H18-20" W13-15"	Summer Zone 3(-40°)	○ ☞✂️🐇

Magic Fountains Series (elatum) Plants have a compact, dwarf habit with dark green, deeply toothed leaves. Thick stems do not require staking and aren't easily blown over in the wind.

'Cherry Blossom' *NEW* •Lovely soft pink blooms with a pale yellow center on showy spikes of semi-double flowers.	H24-36" W18-24"	Early Summer Zone 3(-40°)	○◐☞🐇✂️
'Dark Blue/Dark Bee' •Dark blue with a dark center.	H24-36" W18-24"	Early Summer Zone 3(-40°)	○◐☞🐇✂️
'Dark Blue/White Bee' •Dark blue with a white center.	H24-36" W18-24"	Early Summer Zone 3(-40°)	○◐☞🐇✂️
'Mix' •Mixture of whites, pinks, blues and purples.	H24-36" W18-24"	Early Summer Zone 3(-40°)	○◐☞🐇✂️
'Pure White' *NEW* •White with white eye.	H24-36" W18-24"	Early Summer Zone 3(-40°)	○◐☞🐇✂️
'Sky Blue/White Bee' •Sky blue with white center.	H24-36" W18-24"	Early Summer Zone 3(-40°)	○◐☞🐇✂️

Pacific Giants Series (elatum) Requires a little more effort as you really should stake them for a spectacular display. The 4' to 7' tall stalks bear 3" double flowers and are mildew resistant.

'Blue Bird' •Blue with a white center.	H48-72" W18-24"	Early Summer Zone 3(-40°)	○☞✂️
'Galahad' •Pure white petals.	H48-72" W18-24"	Early Summer Zone 3(-40°)	○☞✂️
'King Arthur' •Deep violet-blue blossoms with a white center.	H48-72" W18-24"	Early Summer Zone 3(-40°)	○☞✂️
'Mix' •Mixture of whites, pinks, blues and purples.	H48-72" W18-24"	Early Summer Zone 3(-40°)	○☞✂️






































































Summer Series (grandiflorum) Elegant, dwarf, bushy habit. Heat tolerant. Totally unlike the tall, spiky Delphinium cultivars, this little beauty has compact mounds of well-branched, lacy foliage.

grandiflorum 'Colors' *NEW* •Mixed colors. Sky blue, navy blue, pink and white	H10-12" W10-12"	Early Summer Zone 3(-40°)	○◐
--	--------------------	------------------------------	----

Dianthus Pinks Most varieties are evergreens and have a strong fragrance when blooming. Remove spent flowers to promote longer blooming cycles. Dianthus come in a large selection of bloom and foliage colors.

barbatus 'Pinocchio Double Dwarf Mix' Sweet William •White, pink and red mix with green foliage.	H6-8" W8-12"	Late Spring Zone 4(-30°)	○◐☞🐇
barbatus 'Indian Carpet' Sweet William •Low mound of light green leaves bearing showy clusters of bright, single flowers in mixed shades from white to pink, salmon and red; often with a contrasting eye.	H6-10" W10-12"	Late Spring Zone 4(-30°)	○◐☞🐇



barbatus nanus 'Midget Mix' •White, pink and red mix with green foliage.	H8-12" W12-20"	Late Spring Zone 4(-30°)	    
'Cadence Milk Cherry' •Double flowers are white and gradually transitions to a true red.	H8-12" W8-12"	Late Spring Zone 4(-30°)	    
'Cadence Peach Milk' •The double flowers start as peachy pink and turn white as they age, creating an attractive combination of new and older blooms.	H6-8" W18-24"	Late Spring-Summer Zone 4(-30°)	  
'Constant Cadence Potpourri' •Mix of light and dark pinks	H6-8" W12-16"	Late Spring Zone 4(-30°)	  
gratianopolitanus 'BluKiss' *NEW* •In late spring hundreds of small light-pink flowers burst forth from a tight mound of blue-green foliage.	H2-4" W6-8"	Late Spring Zone 3(-40°)	 
gratianopolitanus 'Feuerhexe' Firewitch •Bright pink blooms have a strong fragrance, over silver-blue foliage.	H6-10" W8-12"	Late Spring Zone 4(-30°)	    
gratianopolitanus 'Tiny Rubies' •Pink double flower with deep green foliage.	H4-8" W10-12"	Late Spring Zone 4(-30°)	    
'Kahori' •Semi-double, bright pink blooms above gray-green foliage that has a compact, upright habit.	H8-12" W8-12"	Late Spring Zone 4(-30°)	    
'Kahori Pink' •Dark pink, scented, semi-double blooms above gray-green foliage with a compact, upright habit.	H8-12" W8-12"	Late Spring Zone 4(-30°)	    
'Kahori Scarlet' •Red, semi-double blooms above gray-green foliage with a compact, upright habit.	H8-12" W8-12"	Late Spring Zone 4(-30°)	    
American Pie Series Evergreen plants. Many are fragrant with gray to green foliage.			
'Georgia Peach' •White with red ring	H10-12" W10-12"	Late Spring-Early Summer Zone 5 (-20°)	   
'Key Lime' •White with yellow-green eye	H10-12" W10-12"	Late Spring-Early Summer Zone 5(-20°)	   
Beauties Series First year flowering, very hardy and heat tolerant. Forms a clump of grassy, gray-green foliage, with a long summer display of fragrant blooms.			
'Kate' •Lilac pink	H6-8" W8-12"	Late Spring Zone 3(-40°)	  
'Melinda' •Dark pink	H6-8" W8-12"	Late Spring Zone 3(-40°)	  
'Tyra' •Red	H6-8" W8-12"	Late Spring Zone 4(-30°)	  
'Vida' •Lilac	H6-8" W8-12"	Late Spring Zone 4(-30°)	  
Constant Beauty Series Evergreen plants. Many are fragrant with gray to green foliage.			
'Crush Burgundy' •Burgundy red with white edging	H6-10" W10-12"	Late Spring Zone 3(-40°)	 
'Crush Cherry' •Pink with a cherry design edged in light pink	H6-10" W10-12"	Late Spring Zone 3(-40°)	 
'Crush Orange' *NEW* •Vibrant double salmon-orange flowers are rimmed with white and are long lasting. Deadheading will continue the blooms all summer.	H6-10" W10-12"	Late Spring Zone 3(-40°)	 

PERENNIALS



PERENNIAL
FAVORITES

'Crush Peach' •Double peach	H6-10" W10-12"	Late Spring Zone 3(-40°)	○ ●
'Crush Pink' *NEW* •Double light pink petals with red edging.	H6-10" W10-12"	Late Spring Zone 3(-40°)	○ ●
'Crush Wine' •Bicolor of white and deep wine red	H6-10" W10-12"	Late Spring Zone 3(-40°)	○ ●
'Yellow' •Lemon yellow	H6-10" W10-12"	Late Spring Zone 3(-40°)	○ ●
Early Bird Series Large Carnation-like double-flowered and among the first Dianthus of the season to bloom. All have silver-green foliage with a clumping habit.			
'Chili' •Dark coral	H4-8" W8-10"	Early Spring Zone 5(-20°)	○ ● ✂️ 🦋 🍷
'Fizzy' •Lavender with a maroon eye.	H4-6" W8-12"	Early Spring Zone 5(-20°)	○ ● ✂️ 🦋 🍷
'Frosty' •Pure white	H4-6" W8-12"	Early Spring Zone 5(-20°)	○ ● ✂️ 🦋 🍷
'Radiance' •Crimson	H4-8" W8-10"	Early Spring Zone 5(-20°)	○ ● ✂️ 🦋 🍷
Everlast Series Fragrant flowers with one of the longest bloom times out of any Dianthus. With deadheading, they will stay in color from spring through fall. Tight semi-clumping habit with silver-green foliage.			
'Cherry Swirl' *NEW* •White with red eye and red margins.	H8-12" W10-14"	Spring - Fall Zone 4(-30°)	○ ● ✂️ 🦋
'Peach' *NEW* •Reddish orange	H8-12" W10-14"	Spring - Fall Zone 4(-30°)	○ ● ✂️ 🦋
'Ruby Edge' *NEW* •Maroon with pink edge	H8-12" W10-14"	Spring - Fall Zone 4(-30°)	○ ● ✂️ 🦋
'Velvet' *NEW* •Deep red with pink throat.	H8-12" W10-14"	Spring - Fall Zone 4(-30°)	○ ● ✂️ 🦋
'Violet Blue' *NEW* •Violet blue with maroon and violet blue edge, white throat.	H8-12" W10-14"	Spring - Fall Zone 4(-30°)	○ ● ✂️ 🦋
Olivia Series Great fragrance. Hardy and weather resistant.			
'Bella' •Single pink with a white edge and white eye.	H10-12" W10-12"	Late Spring-Summer Zone 4(-30°)	○ ● ✂️ 🦋 🌵
'Cherry' •Two-toned, bright maroon banded by a lighter burgundy edge.	H10-12" W10-12"	Late Spring-Summer Zone 4(-30°)	○ ● ✂️ 🦋 🌵
'Sweet' •Two-toned, red with white eye and white edging.	H10-12" W10-12"	Late Spring-Summer Zone 4(-30°)	○ ● ✂️ 🦋 🌵
'Wild' •Bicolor, dark pink with light pink edge.	H10-12" W10-12"	Late Spring-Summer Zone 4(-30°)	○ ● ✂️ 🦋 🌵
Star Series Long-blooming series are hardy and heat tolerant with silver foliage that has a compact and mounding habit. Disease resistant.			
'Fire Star' •Fire-red	H6-8" W6-10"	Late Spring Zone 4(-30°)	○ ● ✂️ 🦋 🌵
'Neon Star' •Bright pink	H6-8" W6-10"	Late Spring Zone 4(-30°)	○ ● ✂️ 🦋 🌵

LEGEND: 🦋=Pollinator • ✂️=Cut Flower • 🌵=Drought Resistant • 🍷=Deer Resistant
▲=Native/Waterwise • ○=Full Sun • ◐=Part Sun • ●=Full Shade • H=Height • W=Width

Diascia *Twin Spur* Sprays of snapdragon-like flowers bloom all summer. Foliage is upright and finely textured. Shows exceptional tolerance to both hot and cold temperatures.

integerrima 'Coral Canyon' •Soft pink flowers with a darker pink center.	H15-24" W18-24"	Summer Zone 5(-20°)	○ ○ ●
--	--------------------	------------------------	-------

Dicentra *Bleeding Heart* Lovely shade garden plants with classic heart-shaped flowers and grayish-green foliage. Creates a soft, delicate display of strong blooming power.

spectabilis 'Old-Fashioned Red' •Pink and white	H30-36" W24-36"	Spring Zone 3(-40°)	● ○ ● ✂ ✂ ✂
---	--------------------	------------------------	----------------

Digitalis *Foxglove* These biennial plants produce beautiful flower stalks of bell-shaped flowers above rosettes. Easy to grow. One warning: All parts of this plant are toxic if ingested.

'Arctic Fox Rose' •Rich pink with burnt-orange centers. New perennial hybrid with first year flowering.	H18-24" W16-18"	Summer Zone 5(-20°)	○ ○ ● ✂ ✂ ✂
obscura 'Sunset' •Varying shades of orange and yellow on upright, woody stems.	H12-24" W12-24"	Summer Zone 4(-30°)	○ ○ ● ✂ ✂ ✂
purpurea 'Candy Mountain Mix' •Mix of white, peach and pinks.	H30-48" W18-24"	Summer Zone 4(-30°)	○ ○ ● ✂ ✂ ✂
purpurea 'Dalmatian Mix' •Includes all the Dalmations: white, yellow, peach, blue and lavender, with many shades and hues inbetween.	H24-36" W8-12"	Summer Zone 4(-30°)	○ ○ ● ✂ ✂ ✂
purpurea 'Dalmatian Peach' •Glorious peach-colored trumpets appear on stout, branching stems.	H24-36" W8-12"	Summer Zone 4(-30°)	○ ○ ● ✂ ✂ ✂
purpurea 'Dalmation Purple' •Purple blooms spire above dark green foliage.	H24-36" W8-12"	Summer Zone 4(-30°)	○ ○ ● ✂ ✂ ✂
purpurea 'Dalmation Rose' •Rose trumpets rise above stout branches.	H24-36" W8-12"	Summer Zone 4(-30°)	○ ○ ● ✂ ✂ ✂
purpurea 'Excelsior' •Produces a mix of large trumpets of white, rose and pink.	H48-60" W18-24"	Summer Zone 4(-30°)	○ ○ ● ✂ ✂ ✂

Camelot Series (purpurea) Tubular flowers. These plants bloom reliably the first year, with a heavy flush the second. They should be deadheaded the first year to encourage healthy overwintering, then allowed to re-seed the following year as they will die out the second year.

'Cream' •White creamy flowers with purple speckled throats.	H40-48" W12-24"	Summer Zone 4(-30°)	○ ○ ● ✂ ✂ ✂
'Lavender' •Lavender flowers have throats with purple speckling that are ringed with white.	H40-48" W12-24"	Summer Zone 4(-30°)	○ ○ ● ✂ ✂ ✂
'Mix' •Cream, lavender, rose and white flower throats with purple speckling that are ringed with white.	H40-48" W12-24"	Summer Zone 4(-30°)	○ ○ ● ✂ ✂ ✂
'Rose' •Purple speckles that are rimmed with white, adorn the throat of these rose-pink flowers.	H40-48" W12-24"	Summer Zone 4(-30°)	○ ○ ● ✂ ✂ ✂

Doronicum *Leopard's Bane* Semi-double flowers. Soft, heart-shaped leaves. Blooms prolifically even in full shade as well as sun, and is one of the earliest blooming perennials.

orientale 'Little Leo' •The brilliant yellow, daisy-like, double flowers appear on short stems amid lush, dark green, serrated, heart-shaped leaves.	H6-12" W8-12"	Early Spring Zone 4(-30°)	○ ○ ●
--	------------------	------------------------------	-------

PERENNIALS






PERENNIAL
FAVORITES

Echinacea Coneflower Daisy-type flowers. The petal rays droop from the large conical crown. Coneflower prefers moderate to slightly dry conditions.

'Artisan Red Ombre' •Red shades open red and soften in color as they mature.	H16-28" W10-25"	Summer Zone 4(-30°)	○ ☀ ✂ ☕ ☹ ✂
'Artisan Soft Orange' •Orange shades open deep orange, soften as they mature.	H16-28" W10-25"	Summer Zone 4(-30°)	○ ☀ ✂ ☕ ☹ ✂
'Artisan Yellow Ombre' •Yellow	H24-36" W10-24"	Summer Zone 4(-30°)	○ ☀ ✂ ☕ ☹ ✂
'Cheyenne Spirit' •Mix from rich purple, pink, red and orange tones to lighter yellows, creams and white on well branched, durable plants.	H20-30" W14-24"	Summer-Fall Zone 4(-30°)	○ ☀ ✂ ☕ ☹ ✂
'Flame Thrower' •Large, two-toned, orange and yellow flowers.	H36-40" W24-30"	Summer-Fall Zone 4(-30°)	○ ☀ ✂ ☕ ☹ ✂
'Moab Sunset' •Large, orange, double flowers. Compact, upright habit.	H12-18" W10-14"	Summer-Fall Zone 4(-30°)	○ ☀ ✂ ☕ ☹ ✂
'Panama Red' •Deep Red	H12-14" W12-14"	Summer-Fall Zone 5(-20°)	○ ☀ ✂ ☕ ☹ ✂
'Prima Spider' *NEW* •Dark pink with yellow tips.	H12-18" W8-12"	Summer Zone 5(-20°)	○ ☀ ✂ ☕ ☹ ✂
purpurea 'Magnus' •Beautiful rose-pink petals with a coppery-brown, spiky central cone.	H30-40" W18-24"	Summer-Fall Zone 3(-40°)	○ ☀ ✂ ☕ ☹ ✂
purpurea 'Pow Wow White' •Each flower features clean white rays, which encircle a large yellow to yellowish-brown cone.	H20-30" W12-18"	Summer-Fall Zone 4(-30°)	○ ☀ ✂ ☕ ☹ ✂
purpurea 'Pow Wow Wildberry' •Fragrant, deep purple-pink to near magenta flowers with burnt orange cones.	H20-30" W12-18"	Summer-Fall Zone 4(-30°)	○ ☀ ✂ ☕ ☹ ✂
purpurea 'Prairie Splendor Compact Rose' •Deep rose flowers, tighter more compact habit, with larger sturdier stems.	H16-20" W16-18"	Summer-Fall Zone 4(-30°)	○ ☀ ✂ ☕ ☹ ✂
purpurea 'Prairie Splendor Compact White' *NEW* •White with a green cone and a tinge of green on the tips.	H16-20" W16-18"	Summer-Fall Zone 4(-30°)	○ ☀ ✂ ☕ ☹ ✂
'Tiki Torch' •Bright orange blooms sit atop strong upright stems which retain intense color for weeks.	H30-36" W18-23"	Summer-Fall Zone 4(-30°)	○ ☀ ✂ ☕ ☹ ✂
'Tomato Soup' •Warm, tomato-red flowers grow to 6" wide. A heavy bloomer.	H18-24" W12-18"	Summer-Fall Zone 5(-20°)	○ ☀ ✂ ☕ ☹ ✂
Artisan Collection This collection offers consistency of plant structure for uniform and highly branched, full plants.			
'Red Ombre' •Flowers open red and soften in color as they mature.	H16-28" W10-25"	Summer-Fall Zone 4(-30°)	○ ☀ ☹ ☕ ☹ ☹
'Soft Orange' •Shades of orange.	H16-28" W10-25"	Summer-Fall Zone 4(-30°)	○ ☀ ☹ ☕ ☹ ☹
Cone-fection Series (purpurea) Very unique plants of fancy double pompon flowers.			
'Hot Papaya' •Red-orange with a double flower and strong sturdy stems.	H28-34" W18-24"	Summer-Fall Zone 4(-30°)	○ ☀ ✂ ☕ ☹ ✂







Delightful Series Charming, fluted petals from a lacy halo around the cone of this most charming Echinacea. This plant has tubular petals that form a star at the end. Sweetly scented. Repeat bloomers and flower longevity.

'Gold Double' *NEW* •Dark yellow	H8-12" W12-18"	Summer-Fall Zone 4(-30°)	
'Lace Double' *NEW* •Double lacy white	H8-12" W12-18"	Summer-Fall Zone 4(-30°)	
'Sangria Double' *NEW* •Double, anemone type flowers start off with a dark-eyed center and expand into a clear sangria color.	H8-12" W12-18"	Summer-Fall Zone 4(-30°)	





Double Scoop Series Abundant, fully-double flowers boast brilliant, non-fading color. Very hardy plants overwinter well and provide long-lasting garden enjoyment. First-rate branching for more flowers and superior show.

'Lemon Cream' •Opens yellow and matures to a rich cream.	H20-24" W16-22"	Summer-Fall Zone 4(-30°)	
--	--------------------	-----------------------------	---

Kismet Series This series has been hybridized to produce more blooms in the the first year, better over-wintering survivability and a long bloom time. Terra Nova plants

'Intense Orange' •Intense orange blooms that remain attractive for weeks and great bloom size, on an upright, compact habit. Fragrant.	H12-16" W18-24"	Summer-Fall Zone 4(-30°)	
'Pink Lemonade' *NEW* •Pink with lemonade colored petal tips.	H12-16" W18-24"	Summer-Fall Zone 4(-30°)	
'Raspberry' •Large, raspberry pink flowers on a fabulous upright, compact habit. Each flower lasts for weeks. Fragrant.	H12-16" W18-25"	Summer-Fall Zone 4(-30°)	
'Red' •Upright and free flowering with a compact habit. The early blooming, large, red daisies rebloom all summer. Fragrant.	H12-16" W18-26"	Summer-Fall Zone 4(-30°)	
'White' •Compact, upright habit. It has numerous, large and long lasting white flowers. Fragrant.	H12-16" W18-27"	Summer-Fall Zone 4(-30°)	
'Yellow' •Sunny, butter-yellow flowers. Naturally short with exceptional flower count. Fragrant.	H12-16" W18-28"	Summer-Fall Zone 4(-30°)	

Prairie Blaze Series Daisy-type flowers. The petal rays droop from the large conical cone.

'Golden Yellow' •Light golden yellow	H14-16" W6-8"	Summer-Fall Zone 3(-40°)	
'Green' •Deep green	H14-16" W6-8"	Summer-Fall Zone 3(-40°)	
'Orange Sunset' *NEW* •Orange shades on one petal.	H14-16" W6-8"	Summer-Fall Zone 3(-40°)	
'Vintage Lime' •Lime green petal with a light pink eyezone	H14-16" W6-8"	Summer-Fall Zone 3(-40°)	

PERENNIALS



PERENNIAL
FAVORITES

Sombrero Series (*purpurea*) Extremely well-branched and naturally compact.

'Adobe Orange' •Large, single flowers with overlapping orange petals, surrounding a large, rust-brown cone.	H20-26" W16-24"	Summer-Fall Zone 4(-30°)	○ ☦ ☦ ☦ ☦
'Baja Burgundy' •Vibrant deep burgundy daisy flowers.	H18-20" W22-24"	Summer-Fall Zone 4(-30°)	○ ☦ ☦ ☦ ☦
'Blanco' •Bright white blooms on compact mounds of green foliage, over an exceptionally long season. Fuss-free.	H18-20" W22-24"	Summer-Fall Zone 4(-30°)	○ ☦ ☦ ☦ ☦
'Lemon Yellow' •Overlapping petals and a more compact habit. Rich yellow flowers with a copper cone are produced on very well-branched, sturdy plants.	H18-20" W22-24"	Summer-Fall Zone 4(-30°)	○ ☦ ☦ ☦ ☦
'Rosada' *NEW* •Dark pink	H18-20" W22-24"	Summer-Fall Zone 4(-30°)	○ ☦ ☦ ☦ ☦
'Salsa Red' •Fiery orange-red flowers, with a skirt of wide, overlapping, drooping petals, surrounding a chocolate-brown central cone.	H18-20" W22-24"	Summer-Fall Zone 4(-30°)	○ ☦ ☦ ☦ ☦
'Tres Amigos' •Produces very large, single flowers which open peachy coral, age to rose, then fade to burgundy.	H18-20" W22-24"	Summer-Fall Zone 4(-30°)	○ ☦ ☦ ☦ ☦

Sunseekers Series This is a hardy, compact series that features strong stems and intense color.

'Golden Sun' •Semi-double to double golden yellow petals.	H18-24" W18-24"	Summer-Fall Zone 4(-30°)	○ ☦ ☦ ☦ ☦
'Mineola' •Semi-double to double neon orange petals.	H18-24" W18-24"	Summer-Fall Zone 4(-30°)	○ ☦ ☦ ☦ ☦
'Pumpkin Pie' •Light orange, salmon, yellow petals.	H18-24" W18-24"	Summer-Fall Zone 4(-30°)	○ ☦ ☦ ☦ ☦
'Salmon' •Semi double to double petals. Fragrant. Salmon pink with yellow highlights. Fades to light pink	H18-24" W12-18"	Summer-Fall Zone 4(-30°)	○ ☦ ☦ ☦ ☦

Echium *Bugloss*

amoenum Red Feathers •Russet-red spikes of flowers and dark green basal foliage. Deadhead for rebloom. Thrives in poor soil.	H10-14" W12-18"	Early Summer-Fall Zone 3(-40°)	○ ☦ ☦ ☦ ☦
--	--------------------	-----------------------------------	--------------

Engelmannia *Englemann's Daisy*

peristenia Englemann's Daisy *Native & Waterwise* •Clump forming habit with fuzzy, green leaves that resemble an over-sized Gaillardia. The clumps grow 24" flowering stalks of small, eight-petaled, yellow daisies that open in the late afternoon. Likes well drained soil.	H18-24" W12-18"	Spring-Fall Zone 5(-20°)	○ ☦ ☦ ☦
--	--------------------	-----------------------------	------------

Epimedium *Barrenwort* A superb shade plant. It will take several years to reach maturity but are very long lived. Plants form a bushy mound of dark green leaves.

rubrum Red Barrenwort *NEW* •Grows sprays of cherry-red flowers. Bronze foliage in winter.	H18-12" W12-18"	Mid Spring Zone 4(-30°)	☾ ● ☦ ☦ ☦
--	--------------------	----------------------------	--------------



Eriogonum *Buckwheat*

heracleoides <i>Parsnip Buckwheat</i> *Native & Waterwise* •Creamy white flowering subshrub, covered in soft hairs.	H12-18" W9-12"	Summer Zone 3(-40°)	○ ♀ ☞
umbellatum v aureum 'Kannah Creek' *Native & Waterwise* •Bright yellow flowers over gray-green evergreen foliage. Compact foliage that turns burgundy from fall to early spring. Plant Select.	H12-15" W15-24"	Late Spring-Fall Zone 3(-40°)	○ ♀ ☞ ▲
umbellatum v. aureum <i>Sulphur Buckwheat</i> *Native & Waterwise* •Masses of yellow flowers turn orange as they age. Green foliage changes to a vivid purple-red in winter. Vigorous growth habit.	H12-16" W18-24"	Late Spring-Summer Zone 3(-40°)	○ ♀ ☞ ▲

Erodium *Heron'sbill*

variable 'Bishop's Form' •A Geranium look-a-like with small pink flowers. Foliage is a dark green, turning burgundy in the fall.	H2-4" W6-12"	Late Spring Zone 6(-10°)	○ ☞ ☹
--	-----------------	-----------------------------	-------

Eryngium *Sea Holly* These plants usually have spiny leaves with tight dome shaped umbels of flowers resembling thistles. They can tolerate hot, dry sites and soils high in salts.

'Blue Hobbit' •Dwarf sea holly that rises in a globular mound. Spiny, egg-shaped, purple-blue flower heads atop silver-blue stems.	H6-12" W6-12"	Summer Zone 4(-30°)	○ ♀ ✂ ☞
--	------------------	------------------------	------------

Erysimum *Wallflower* They are among the first to bloom in spring. Evergreen with narrow leaves and dense racemes of fragrant, large, clustered four-petaled flowers.

cheiri 'Charity Mix' •The low mounding plants produce clusters of green, lance-shaped leaves that bloom a mix of pink, red, purples and yellows in early spring.	H10-12" W8-10"	Spring and Fall Zone 7(10°)	○ ◐ ♀
kotschyanum 'Canaries' •Light green leaves with bright yellow flowers.	H6-12" W10-12"	Early Spring Zone 5(-20°)	○ ♀

Sugar Rush Series (cheiri) Sweetly scented blooms, produces dark green foliage and branches better than traditional wallflowers. One central spike is surrounded by 4 to 5 side branches. Tolerates cold, frost and rain. Bushy, compact, upright habit.

'Sugar Rush Mix' •Mix of red, yellow, purple and orange.	H14-16" W10-12"	Early Spring Zone 6(-10°)	○ ♀
--	--------------------	------------------------------	-----

Eupatorium *Joe-Pye Weed*

fortunei 'Pink Frost' •This Japanese cousin of the U.S.-native joe-pye weeds has beautifully variegated leaves. It grows in upright clumps, with dark green leaves that are boldly edged with cream-white. The small pink flowers in early fall attract pollinators.	H24-36" W18-24"	Early Fall Zone 4(-30°)	○ ◐ ♀ ☹
maculatum 'Baby Joe' •This variety has a short compact growing habit. It produces ample amounts of broad clusters of fuchsia flowers.	H30-36" W24-30"	Late Summer-Fall Zone 4(-30°)	○ ◐ ♀ ☹ ✂

Euphorbia *Spurge* The flowers have no petals or sepals. What appear to be flowers are actually part of the leaf structure called a bract. All parts of this plant are toxic.

polychroma 'Bonfire' •Sulphur yellow with burgundy foliage.	H10-12" W12-18"	Summer Zone 5(-20°)	○ ◐ ☹
---	--------------------	------------------------	----------

Fallugia *Apache Plume*

paradoxa <i>Apache Plume</i> *Native & Waterwise* •White solitary flowers. Native shrub, does well in rocky, gravelly soils. Seed clusters with feathery tails give it a plume-type appearance.	H48-60" W40-48"	Summer Zone 3(-40°)	○ ☞ ☹
---	--------------------	------------------------	----------



Ferns

Athyrium filix-femina 'Lady' Lady Fern •Delicate, lacy fronds. Tough and easy to grow.	H12-30" W18-24"	Spring Zone 4(-30°)	● ●
Athyrium niponicum 'Ghost' Ghost Fern •An easy shade lover and exquisite hybrid, Ghost combines the elegant, upright growth of our native Lady Fern with the ghostly silvery gray coloring of Japanese Painted Fern.	H12-36" W24-30"	Summer Zone 4(-30°)	● ●
Matteuccia struthiopteris 'The King' Ostrich Fern •Long, gracefully arching stipes rising from a large crown and spreading out in a vase shape to hold their enormous, finely cut fronds.	H36-72" W36-60"	Zone 3(-40°)	● ●

Fragaria False Strawberry

'Lipstick' •Deep rose red	H4-6" W12-35"	Spring-Summer Zone 3(-40°)	○ ●
vesca 'Alexandria' •This alpine strawberry does not produce runners. This is a great plant to grow as an edging plant in flower or herb gardens.	H6-10" W10-12"	Spring Zone 3(-40°)	○ ●

Gaillardia Blanket Flower From the early summer on, very showy banded flowers "blanket" these lovely plants. Bright and sunny, the ends of the petals on Gaillardia flowers have a torn, ruffled appearance. Blanket Flowers are very well suited for a hot, sunny garden.

aristata 'Firewheel' •Showy yellow and red blossoms all summer long. Reseeds itself.	H18-24" W20-22"	Summer-Fall Zone 3(-40°)	○ ● ♀ ✂
pinnatifolia Hopi Blanketflower *Native & Waterwise* •Easy to grow and a prolific bloomer all summer long. Large flowers with bright red centers surrounded by small yellow petals. Will reseed.	H12-18" W8-12"	Late Spring-Summer Zone 3(-40°)	○ ♀ ♀

Arizona Series (aristata) Compact, uniform mounds of bright green foliage is covered in large 3" to 3.5" blossoms. Requires little care once established. Heat tolerant and among the longest blooming perennials. Shorter lived perennial usually only living for 2 to 3 seasons.





















'Apricot' •Apricot with yellow tips and a dark orange center.	H8-12" W8-12"	Summer-Fall Zone 3(-40°)	○ ♀ ♀ ✂
'Red Shades' •Crimson blossoms with a burgundy center.	H8-12" W8-12"	Summer-Fall Zone 3(-40°)	○ ♀ ♀ ✂
'Sun' •Fiery orange-red blooms tipped by a ring of rich flame-yellow.	H8-12" W12-16"	Summer-Fall Zone 3(-40°)	○ ♀ ♀ ✂

Mesa Series (grandiflora) Very uniform, compact, well-branched plants with a strong, upright habit. They tend to flower about 2-3 weeks earlier than comparative varieties. Requires little care once established. Heat tolerant.



'Bright Bicolor' •Bright yellow, non-fading blooms with copper-red centers and red halos.	H16-18" W20-22"	Early Summer-Fall Zone 4(-30°)	○ ♀ ♀ ✂
'Peach' •Bright peach colored blooms with a pal, blush-orange halo.	H16-18" W20-22"	Early Summer-Fall Zone 4(-30°)	○ ♀ ♀ ✂
'Red' •Bright solid red with a darker center.	H16-18" W20-22"	Early Summer-Fall Zone 4(-30°)	○ ♀ ♀ ✂
'Yellow' •Bright solid yellow petals surround a golden button eye.	H16-18" W20-22"	Early Summer-Fall Zone 4(-30°)	○ ♀ ♀ ✂













Spintop Series Compact, uniform and extremely early flowering series that lasts throughout the summer. Excellent heat tolerance.

'Copper Sun' •Coppery red fluted petals with golden-throated flared tips.	H12-14" W12-14"	Spring-Fall Zone 3(-40°)	   
'Orange Halo' •Dark orange petals with golden tips that form an outer halo.	H12-14" W12-14"	Spring-Fall Zone 3(-40°)	   
'Red' •Rich medium red petals with prominent gold stamens.	H12-14" W12-14"	Spring-Fall Zone 3(-40°)	   
'Red Starburst' •Yellow blooms with maroon centers and cones.	H12-14" W12-14"	Spring-Fall Zone 3(-40°)	   
'Yellow Touch' •Coppery red petals outlined in yellow at the tips.	H12-14" W12-14"	Spring-Fall Zone 3(-40°)	   













Galium Sweet Woodruff Easily grown in average, well-drained soils. Spreads by both creeping roots and self-seeding, to form an attractive ground cover in moist, shady areas.

odoratum Sweet Woodruff •Aromatic clusters of tiny, star-shaped, white flowers above tiers of leaves. Non-aggressive spreader.	H6-8" W24-36"	Early Summer Zone 4(-30°)	 
---	------------------	------------------------------	---


























Gaura Whirling Butterflies Clumping perennial with blooms spaced intermittently up the spike, giving an open effect. In the breeze the flowers move constantly, looking like a cloud of small butterflies. Typically a short lived perennial, only lasting 2 to 3 seasons.

lindheimeri 'Siskiyou Pink' •Rich pink with green foliage.	H18-30" W18-24"	Spring-Fall Zone 5(-20°)	    
lindheimeri 'Whiskers Deep Rose' •Blooms for many weeks, with loose sprays of large, deep rose-pink flowers with contrasting white stamens, that appear like whiskers.	H14-16" W12-14"	Late Spring to Early Fall Zone 5(-20°)	    

Belleza Series (lindheimeri) Has an upright, airy habit, fine green foliage and tall stems lined with delicate, open flowers.

'Compact Light Pink' •Light pink flowers	H10-16" W16-20"	Spring-Fall Zone 6(-10°)	   
'Dark Pink' •Dark pink flowers	H12-18" W20-24"	Spring-Fall Zone 6(-10°)	   
'White' •White flowers	H12-18" W20-24"	Spring-Fall Zone 6(-10°)	   

Graceful Series (lindheimeri) A compact variety with multicolored, variegated foliage. Great garden performance.

'Blush' •Light pink	H12-16" W12-16"	Spring-Fall Zone 6(-10°)	    
'Light Pink' •Blush pink	H7-9" W12-15"	Summer Zone 5(-20°)	    
'Magic' •Magenta pink	H7-9" W12-15"	Summer Zone 5(-20°)	    
'Pink' •Blush pink	H12-16" W12-16"	Spring-Fall Zone 6(-10°)	    
'White' •White with green foliage.	H7-9" W12-15"	Summer Zone 5(-20°)	    

PERENNIALS



PERENNIAL
FAVORITES

Passionate Series (lindheimeri) These cultivars are the result of recent breeding for improved habit and better variegation. They have a compact growth habit.

'Rainbow' •Narrow, tri-color, variegated green leaves are bordered in creamy white. Early spring foliage is burgundy that matures to its true variegation. Soft pink flowers with magenta centers.	H18-24" W12-18"	Spring-Fall Zone 5(-20°)	○ ☞☛☹
--	--------------------	-----------------------------	----------






























































Gazania *Hardy Gazania* It forms a low tuft of leathery, dark-green leaves, bearing daisy-type blooms all season long. Remove faded flowers regularly to encourage more buds to form. Native to the mountains of South Africa.

linearis 'Colorado Gold' •Bright golden yellow daisy-like flowers stand just above the glossy green leaves throughout the growing season.	H2-6" W8-12"	Spring-Fall Zone 5(-20°)	○ ☞ ☛
---	-----------------	-----------------------------	-------

Geranium *Cranesbill* Long blooming seasons and neat growth habit. The common name "Cranesbill" comes from the shape of the pointed seedpod. These easy to care perennials are best planted as a border and in containers.

cantabrigiense 'Biokovo' •White with a light pink center and aromatic foliage that turns red in the fall.	H8-18" W24-36"	Summer Zone 4(-30°)	○ ● ☞ ☹
cantabrigiense 'Karmina' •Deep pink flowers on aromatic foliage that takes on a red tinge in the fall.	H8-18" W24-36"	Summer Zone 4(-30°)	○ ● ☞ ☹
cinereum 'Ballerina' •Dainty, pink flowers marked with purple veining above lacy, gray-green foliage. An outstanding long blooming addition to borders or rock gardens.	H6-12" W12-15"	Summer Zone 4(-30°)	○ ● ☞ ☹
himalayense 'Johnson's Blue' •Old fashioned variety that is blue with a white eye.	H24-36" W18-30"	Summer Zone 4(-30°)	○ ● ☞ ☹
'Kelly-Anne' •Large, bright pink flowers with dark veining. The growth habit is neat and compact.	H16-18" W24-30"	Late Spring-Fall Zone 3(-40°)	○ ● ☞ ☹
'Mary-Anne' *NEW* •Has intense purple flowers with striking dark purple veins. High resistance to diseases, heat and humidity. Fragrant	H18-24" 18-24"	Late Spring-Summer Zone 6(-10°)	○ ● ☞ ☹
'Patricia' •Shocking magenta-pink flowers with black, star-shaped centers, bloom in profusion above the deeply cut, dark green foliage.	H24-36" W24-30"	Late Spring-Summer Zone 4(-30°)	○ ● ☞ ☹
'Pink Penny' *NEW* •Dwarf type plant that forms a low, bushy mound of velvety gray-green leaves with small cup-shaped magenta-pink flowers with a contrasting black eye.	H10-12" W16-20"	Summer Zone 5(-20°)	○ ● ☹
pyrenaicum 'Bill Wallis' •Small, rounded, lobed leaves and open sprays of vivid purple flowers.	H12-18" W14-20"	Summer Zone 4(-30°)	○ ● ☞ ☹
'Rozanne' •Large violet-blue with purple veined flowers on deeply cut, slightly marbled and deep green foliage that turns orange-red in the fall.	H18-24" W24-30"	Summer Zone 4(-30°)	○ ● ☞ ☹
sanguineum 'Album' •Fragrant, white flowers with small, deeply lobed, dark green leaves.	H12-18" W24-30"	Early Summer Zone 4(-30°)	○ ● ☞ ☹
sanguineum <i>Bloody Cranesbill</i> •Dark red blooms over dark green foliage, that turns a blood red in fall.	H12-18" W18-24"	Summer Zone 4(-30°)	○ ● ☞ ☹
sanguineum 'Elke' *NEW* •Bright neon pink with white eye and white edging. Foliage turns bronzy-red in autumn.	H12-18" W24-36"	Summer Zone 4(-30°)	○ ● ☞ ☹



sanguineum 'Max Frei' •Magenta-pink blooms grow on a compact, dependable groundcover.	H6-8" W12-24"	Summer Zone 4(-30°)	   
sanguineum 'Vision Light Pink' •Light pink with dark veining.	H6-12" W12-14"	Summer Zone 4(-30°)	   
sanguineum 'Vision Violet' •Luminescent violet flowers over medium green foliage.	H8-12" W8-18"	Summer Zone 4(-30°)	   
'Tiny Monster' •Bright rose-pink flowers above mounds of finely cut, deep green foliage with a low, mounding habit.	H6-12" W18-24"	Summer Zone 4(-30°)	   
viscossimum Sticky Cranesbill •Excellent for understory plantings. Sticky, hairy lobed foliage turns a bright red in the fall. Small, delicate, pale lavender flowers stand tall above the foliage.	H24-30" W18-24"	Early Summer Zone 3(-40°)	   
Geum Avens Long-lived plants with fuzzy, strawberry-like foliage. Plant in fall or spring with cooler temperatures to help them get a healthy start. Remove spent flowers to encourage additional bloom, but consider leaving some of the later flowers to show off their fluffy seed heads.			
coccineum 'Koi' •Orange flowers appear on a dwarf, compact mound of glossy green foliage.	H4-8" W6-12"	Early Summer Zone 5(-20°)	   
'Fire Storm' •Vigorous, compact and long blooming. Semi-double, orange blooms.	H12-18" W18-20"	Spring-Summer Zone 5(-20°)	   
flore-plena 'Blazing Sunset' •Fully double, large, scarlet-red flowers.	H12-24" W12-18"	Early Summer Zone 5(-20°)	   
'Petticoats Peach' •Peach and yellow flowers are semi double and ruffled. Has a compact, clumping habit. Re-bloomer.	H8-10" W10-16"	Spring-Summer Zone 5(-20°)	   
'Rustico Orange' •Compact, mounding habit becomes smothered in numerous red-orange, double flowers in spring.	H9-12" W12-14"	Spring-Summer Zone 5(-20°)	   
triflorum Prairie Smoke *Native & Waterwise* •Fuzzy, evergreen foliage produces small, bright pink flowers. Large, feathery seed heads appear after blooming and last the entire season.	H4-6" W6-12"	Early Spring Zone 3(-40°)	    
Tempo Series Blooms early spring with tight mounding habit with numerous double to single blooms on short stems.			
'Coral' *NEW* •Bright coral-red flowers. Reblooms in the summer.	H9-15" W10-16"	Early Spring Zone 5(-20°)	   
'Orange' •Cream to peach to orange blooms.	H9-15" W10-16"	Early Spring Zone 5(-20°)	   
'Rose' •Double, rose-pink blooms.	H9-15" W10-16"	Early Spring Zone 5(-20°)	   
'Yellow' •Semi-double, yellow flowers.	H9-15" W10-16"	Early Spring Zone 5(-20°)	   



Gypsophila Creeping Baby's Breath

repens 'Filou Rose' •Dwarf baby's breath. Plants form a low mat of blue-green leaves producing masses of small starry, light pink, fragrant, single flowers.	H4-6" W6-10"	Summer-Fall Zone 3(-40°)	○ ☞ ☛ ☹
repens 'Filou White' •Forms a low mat of blue-green leaves with masses of small starry, white, fragrant, single flowers. Drought tolerant once established.	H4-6" W6-10"	Summer - Fall Zone 3(-40°)	○ ☞ ☛ ☹

Hedysarum Sweetvetch

boreale Utah Sweetvetch *Native & Waterwise* •Showy, deep pink, pea flowers bloom in clusters above lush green leaves. Requires a sandy or well drained soil.	H12-24" W24-36"	Spring-Summer Zone 3(-40°)	○ ☞ ☛ ✂ ▲
---	--------------------	-------------------------------	--------------

Helenium Sneezeweed Wide, daisy-like long petals fanned around a brown center. All Heleniums need a place that is not too shady and they also prefer a good soil that holds moisture. Intolerant of dry soils.

autumnale 'Dogtooth Daisy' •A prolific bloomer with bright yellow flowers. The numerous daisy-like flowers have distinctive tooth-like indentations at the ends of each petal.	H48-60" W10-12"	Late Summer-Fall Zone 3(-40°)	○ ☞ ☹ ▲
hoopesii Orange Mountain Daisy *Native & Waterwise* •Forms a low mound of green, leathery leaves, bearing upright, branching heads of golden yellow daisies with an orange center. North American wildflower, known as Western Sneezeweed. Does not actually cause allergies.	H24-36" W18-24"	Summer Zone 4(-30°)	○ ☞ ☹ ▲

HayDay Series Series that produce brightly colored blooms. These have nicely controlled and upright habits. Dense branching results in loads of flowers to attract pollinators.











'Golden Bicolor' •Yellow petals with red highlights.	H14-18" W14-18"	Summer-Fall Zone 5(-20°)	○ ☞ ☛ ✂
'Orange' •Dark orange	H14-18" W14-18"	Summer-Fall Zone 5(-20°)	○ ☞ ☛ ✂
'Red' •Dark red	H14-18" W14-18"	Summer-Fall Zone 5(-20°)	○ ☞ ☛ ✂
'Red Bicolor' •Red with yellow tips.	H14-18" W14-18"	Summer-Fall Zone 5(-20°)	○ ☞ ☛ ✂
'Yellow' •Solid yellow with a yellow cone.	H14-18" W14-18"	Summer-Fall Zone 5(-20°)	○ ☞ ☛ ✂

Mariachi Series Dwarf series, developed to be consistently shorter and stronger stemmed making them perfect for cut flowers. They all have nice solid green, slender foliage.



'Bandera' •Ruffled deep red with a bright golden halo.	H12-14" W14-18"	Late Summer Zone 3(-40°)	○ ☞ ☛ ✂
'Fuego' •Yellow-based, orange-red petals.	H12-14" W14-18"	Late Summer Zone 3(-40°)	○ ☞ ☛ ✂
'Sombrero' •Bright yellow	H12-14" W14-18"	Late Summer Zone 3(-40°)	○ ☞ ☛ ✂









Helianthemum *Sun Rose* These plants are versatile shrubby perennials, excellent for growing in the rock garden or at the front of a hot, sunny border. Evergreen and compact growth habit. Flowers resemble wild roses. Drought tolerant once established.

nummularium 'Ben Fhada' •Bright green leaves and single, bright yellow flowers with orange centers.	H6-12" W12-18"	Early Summer Zone 5(-20°)	 
nummularium 'Ben Ledi' •Single, vibrant rose flowers with a deeper rose-red eye.	H6-12" W12-18"	Early Summer Zone 5(-20°)	 
nummularium 'Bronze Carpet' •Vibrant orange with yellow centers.	H6-12" W18-24"	Early Summer Zone 5(-20°)	 
nummularium 'Fire Dragon' •Red-orange flowers with yellow eye atop gray foliage.	H4-8" W12-18"	Early Summer Zone 5(-20°)	 
nummularium 'Henfield Brilliant' •Single, red-orange flowers, over a mound of silvery gray foliage.	H8-12" W18-24"	Early Summer Zone 5(-20°)	 

Helianthus Narrow, dark-green leaves give the plant a shrub-like appearance during Spring and Summer. Once Fall arrives, the plants are completely covered with golden-yellow flowers until hard frost.










salicifolius 'Autumn Gold' *NEW* •Golden yellow flowers.	H24-26" W20-24"	Fall Zone 5(-20°)	 
--	--------------------	----------------------	--

Heliopsis *False Sunflower* Upright, clumping form with showy, long blooming, daisy-like flowers. Tolerates drought, but does best if regularly watered. Tolerates a wide range of soils. Remove spent flowers to extend bloom season.













helianthoides 'Burning Hearts' *NEW* •The yellow flowers with orange centers stand out against the dark foliage. The strong stems that are produced keep the flower upright.	H36-48" W16-20"	Summer-Fall Zone 4(-30°)	  
helianthoides 'Sunstruck' •Bushy mound of silver and green variegated leaves with large, sunny yellow, daisy flowers.	H14-16" W12-14"	Summer-Fall Zone 3(-40°)	  

Hemerocallis *Daylily* One of the most popular perennials in existence. No garden should be without them. Available in a wide array of colors. Tolerates pollution, slopes, poor and dry soils and near pavement that is salted in winter. All have a green grass-like foliage that is easy to maintain and care for usually require no attention.

Cream to White Flowers

'Blackthorne' •Creamy yellow blossoms with a purple eye and matching edge half way up the ruffled petals with a chartreuse throat.	H24-26" W18-24"	Summer <u>Rebloomer</u> Zone 3(-40°)	  
'Marque Moon' •White with fancy ruffled, yellow picotee edges and pale yellow throat.	H24-30" W18-24"	Summer Zone 3(-40°)	  
'Sunday Gloves' •Ruffled and near white with a soft yellow center.	H24-28" W18-24"	Summer <u>Rebloomer</u> Zone 3(-40°)	  

Orange to Bronze Flowers

'Bright Sunset' •Burnt coppery orange petals and a yellow-green throat.	H30-36" W18-24"	Summer Zone 3(-40°)	  
'Desert Flame' *NEW* •Orange with a yellow throat	H30-36" W18-24"	Summer <u>Rebloomer</u> Zone 3(-40°)	  
'Mighty Chestnut' •Russet red-orange blossoms and deep burgundy eye and gold throat. Fragrant.	H24-30" W18-24"	Summer Zone 3(-40°)	  
'South Seas' •Salmon with a yellow-green throat.	H30-36" W18-24"	Summer <u>Rebloomer</u> Zone 3(-40°)	  















































































Pink to Peach Flowers

'Always Afternoon' *NEW* •Dusky rose self with a striking plum purple eyezone and a green throat. The petals are crimped with thin buff pink edges and the sepals are smooth.	H18-24" W18-24"	Early Summer <u>Rebloomer</u> Zone 3(-40°)	
'Apricot Sparkles' •Solid apricot	H12-18" W18-24"	Summer Zone 3(-40°)	
'Elegant Candy' •Heavily ruffled pink blooms have a triangular red eye and a green throat.	H18-25" W18-24"	Summer <u>Rebloomer</u> Zone 3(-40°)	
'Handwriting on the Wall' *NEW* •Fragrant. Peach petals with a purple eye zone and yellow throat. Ruffled.	H18-24 W18-24"	Summer Zone 3(-40°)	
'Passionate Returns' •Rose-red with a yellow throat.	H16-18" W12-14"	Summer <u>Rebloomer</u> Zone 3(-40°)	
'Rock Solid' *NEW* •Light mauve flowers have an extremely wide, dark purple eye and a matching dark purple picotee edge.	H20-27" W18-24"	Summer Zone 3(-40°)	
'Romantic Returns' *NEW* •Deep rose pink flowers have ruffled petals with notably large flowers.	H20-36" W18-24"	Summer Zone 3(-40°)	
'Rosy Returns' •Rose-pink with a dark pink eye and a yellow throat.	H12-18" W18-24"	Summer <u>Rebloomer</u> Zone 3(-40°)	
'Scottish Fantasy' •Coral with a lime-green throat.	H24-30" W18-24"	Summer <u>Rebloomer</u> Zone 3(-40°)	
'Singular Sensation' *NEW* •Soft pink flowers with a heavily ruffled gold edge and yellowish throat.	H24-30" W18-24"	Summer <u>Rebloomer</u> Zone 3(-40°)	
'Your Angel' *NEW* •Creamy pink flowers with dark eye. Medium green throat.	H18-24" W24-30"	Summer Zone 3(-40°)	

Purple to Lavender Flowers

'Bela Lugosi' •The darkest purple-black flowers with a lime green throat.	H30-36" W18-24"	Summer Zone 3(-40°)	
'Daring Deception' •Lavender with a purple center and edging; yellow-green throat.	H18-24" W18-24"	Summer <u>Rebloomer</u> Zone 3(-40°)	
'Garden Show' *NEW* • Highly fragrant. Compact with lavender-mauve flowers.	H24-30" W18-24"	Summer <u>Rebloomer</u> Zone 3(-40°)	
'Kansas Kitten' *NEW* •Compact wide lavender-purple flowers with dark purple eyes. High bud count.	H18-22" W18-24"	Summer <u>Rebloomer</u> Zone 3(-40°)	
'Lavender Blue Baby' *NEW* •5", incredibly recurved, lavender purple petals have a pronounced lavender blue eye. The two colors complement each other beautifully, and they practically glow in the sun.	H18-24" W18-24"	Summer Zone 3(-40°)	
'Little Grapette' •Light purple petals with a dark purple edge and fluorescent green throat.	H12-18" W18-24"	Summer Zone 3(-40°)	
'Purple De Oro' •Purple petals with a green throat.	H12-18" W18-24"	Summer <u>Rebloomer</u> Zone 3(-40°)	



'Rich in Mercy' *NEW* •5 1/2" purple flowers have a lavender watermark with a white edge.	H24-30" W18-24"	Summer Zone 3(-40°)	   
'The Band Played On' *NEW* •Rosy purple flowers are almost entirely covered by a massive near black-purple eye zone and matching picotee edge.	H20-25" W18-24"	Summer <u>Rebloomer</u> Zone 3(-40°)	   
Red to Burgundy Flowers			
'Another Brick in the Wall' *NEW* •Rouge-red flowers, bright gold throat with brick red petals	H18-24" W18-24"	Summer Zone 3(-40°)	   
'Born to Run' •Rich rosy red flowers have a creamy yellow, incredibly ruffled edge and lime-green throat.	H25-28" W18-24"	Summer Zone 3(-40°)	   
'Chicago Apache' •Intense scarlet-red flowers with recurved petals, a small yellow watermark and green throat.	H30-36" W18-24"	Summer Zone 3(-40°)	   
'Funny Valentine' •Large, dark red blossoms.	H24-30" W18-24"	Summer Zone 3(-40°)	   
'Pardon Me' •Cranberry-red with a green throat.	H18-24" W18-24"	Summer <u>Rebloomer</u> Zone 3(-40°)	   
'Passion for Red' •Very large, red with a yellow throat.	H24-27" W18-24"	Summer <u>Rebloomer</u> Zone 3(-40°)	   
'Prairie Wildfire' *NEW* •Great bloom performance. Rich red with finely ruffled edges and a bright yellow throat. Delicate fragrance.	H18-24" W18-24"	Summer Zone 3(-40°)	   
'Red Hot Returns' •Cherry-red with a yellow throat.	H24-28" W18-24"	Summer <u>Rebloomer</u> Zone 3(-40°)	   
'Red Razzamatazz' *NEW* •Vigorous plant with 5" clear fire engine red blooms with a yellow throat and pie crust ruffled edges.	H30-36" W18-24"	Summer <u>Rebloomer</u> Zone 3(-40°)	   
Yellow to Gold Flowers			
'Buttered Popcorn' •Butter yellow	H30-36" W18-24"	Summer <u>Rebloomer</u> Zone 3(-40°)	   
'Erin Lea' •Yellow with a green throat.	H24-30" W18-24"	Summer <u>Rebloomer</u> Zone 3(-40°)	   
'Happy Returns' •Canary yellow	H12-18" W18-24"	Summer <u>Rebloomer</u> Zone 3(-40°)	   
'Hyperion' •Yellow with a tiny green throat.	H30-36" W30-36"	Summer <u>Rebloomer</u> Zone 3(-40°)	   
'Inkheart' *NEW* •Creamy yellow flowers with a crisp, dark purple eye with a matching picotee edge.	H18-28" W18-24"	Summer <u>Rebloomer</u> Zone 3(-40°)	   
'Monterey Jack' *NEW* •Nicely rounded yellow blooms have ruffled petal edges, blush red eye-zone.	H18-24" W18-24"	Summer Zone 3(-40°)	   
'Stella de Oro' •Golden yellow	H12-18" W18-24"	Summer <u>Rebloomer</u> Zone 3(-40°)	   
'Stella Supreme' •Clear yellow	H12-14" W18-24"	Summer <u>Rebloomer</u> Zone 3(-40°)	   



Hesperaloe

parviflora Red Yucca *Native & Waterwise*

•A grass-like, bushy mound of narrow, spine tipped leaves are topped by tall flower stalks of light salmon to coral-red with gray-green foliage.

H24-48"
W24-48"

Summer
Zone 5(-20°)



Heuchera Coral Bells Grown more for their foliage then for their flowers. You can find a wide selection of colors. Semi-evergreen, compact habits with lobed leaves. Airy, bell-shaped flowers on wiry stems will bloom in late spring.

americana 'Dale's Strain'

•Green with dark green veining

H12-24"
W12-24"

Late Spring
Zone 4(-30°)



americana 'Marvelous Marble'

•Purple to green marbling foliage with white flowers.

H8-12"
W18-24"

Late Spring
Zone 4(-30°)



'Canyon Series Duet'

•Dark green foliage with pink and white flowers

H6-12"
W12-18"

Late Spring
Zone 4(-30°)



'Green Spice'

•Broad, silvery green leaves with silvery overlay, darker green edges and beet-red viens. Leaves take on an orange cast in the fall.

H8-12"
W12-16"

Late Spring
Zone 4(-30°)



'Lime Marmalade'

•Heavily ruffled, small, chartreuse leaves with white flowers.

H10-16"
W18-24"

Late Spring
Zone 4(-30°)



'Lime Rickey'

•Gently ruffled, lime-green leaves with pure white flowers.

H10-18"
W12-18"

Late Spring
Zone 4(-30°)



'Melting Fire' *NEW*

•Deep maroon with heavily ruffled edges.

H10-18"
W12-18"

Late Spring
Zone 4(-30°)



micrantha 'Palace Purple'

•Shades of purple and green with white flowers.

H12-18"
W18-24"

Late Spring
Zone 4(-30°)



'Midnight Rose'

•Dark purple, almost black, with pink flecks. White flowers.

H8-12"
W10-16"

Late Spring
Zone 4(-30°)



'Obsidian'

•Black-purple foliage with white flowers.

H18-24"
W10-16"

Late Spring
Zone 4(-30°)



'Red Lightning' *NEW*

•Elecirifying dark red veins spark over hige gold leaves.

H12-18"
W12-16"

Late Spring
Zone 3(-20°)



sanguinea 'Bressingham Hybrids'

•Green foliage with a beautiful range of pastel colors of flowers in shades of red to pink to white.

H12-18"
W12-18"

Late Spring
Zone 4(-30°)



sanguinea 'Ruby Bells'

•Green foliage with ruby-red flowers.

H12-18"
W12-18"

Late Spring
Zone 4(-30°)



sanguinea 'Splendens Firefly'

•Green foliage with coral flowers.

H12-18"
W12-18"

Late Spring
Zone 4(-30°)



villosa 'Big Top Caramel Apple' *NEW*

•Large, late blooming plant with red and caramel leaves.

H16-18"
W16-18"

Summer
Zone 4(-30°)



villosa 'Caramel'

•Shades of apricot with pink flowers.

H12-18"
W14-18"

Late Spring
Zone 4(-30°)



villosa 'Citronelle'

•Robust hybrid with citron yellow leaves and silver undersides. When planted in heavier shade, the leaves will be more chartreuse.

H10-12"
W12-24"

Late Spring
Zone 4(-30°)



Indian Summer Series Dwarf series with ruffled foliage and a mounding habit.

'Gooseberry Lime'

•Ruffly, lime-green with cream flowers.

H12-16"
W12-18"

Late Spring
Zone 4(-30°)



'Splashberry' *NEW*

•Large yellow-green leaves with red veining. White bell-shaped flowers emerge in summer.

H12-16"
W12-18"

Late Spring
Zone 4(-30°)





Northern Exposure Series This Terra Nova Series features plants with medium-large mounding habits. The collection features an exceptional range of rich-colored foliage with attractive, short flower stalks and great hardiness. Rust resistant.

'Amber' •Clear amber, rounded leaves.	H14-16" W20-21"	Late Spring Zone 4(-30°)	● ● ●
'Black' •Black round leaves.	H12-14" W14-16"	Late Spring Zone 4(-30°)	● ● ●
'Lime' •Clear chartreuse-green, rounded leaves.	H12-14" W14-16"	Late Spring Zone 4(-30°)	● ● ●
'Purple' •Dark purple rounded leaves with a silver overlay.	H12-14" W14-16"	Late Spring Zone 4(-30°)	● ● ●
'Red' •Clear dark red to burgundy, rounded leaves.	H12-14" W14-16"	Late Spring Zone 4(-30°)	● ● ●
'Sienna' •Crisp and fresh green leaves in the spring and fall, blending to a beautiful sienna-orange in the summer.	H13-22" W18-21"	Late Spring Zone 4(-30°)	● ● ●
'Silver' •Large, dense, rounded mound and features burgundy-silver to silver leaves. Pink flower sprays.	H12-14" W14-16"	Late Spring Zone 4(-30°)	● ● ●

Heucherella Foamy Bells Heucherella is a hybridization of Heuchera and Tiarella. These plants are also a great selection for added variety in the shade garden. These plants are sterile.

'Gold Zebra' •This plant's shocking golden yellow leaves display a heavy smattering of bright red pigment that nearly covers the entire leaf surface. The two-tone effect is fabulous. Produces white flowers.	H8-10" W12-15"	Late Spring Zone 4(-30°)	○ ●
'Onyx' •True black, glossy, deeply cut leaves on a dense medium size mound. It is compact and tidy with a vigorous growth habit. White flowers rise on taller stems above the foliage.	H8-10" W12-16"	Late Spring Zone 4(-30°)	○ ●
'Solar Eclipse' •Leaves of red-brown, bordered in lime with broadly scalloped leaf lobes. Forms a vigorous mound of dense crown. Produces white flowers.	H10-16" W12-16"	Late Spring Zone 4(-30°)	○ ●
'Solar Power' •Lobed yellow-gold to lime-green leaves are splattered with deep red.	H12-20" W12-16"	Late Spring Zone 4(-30°)	○ ● ●
'Sweet Tea' •Without a doubt the most brilliantly colored, exciting, Heucherella ever grown, that has scalloped 4" leaves, cinnamon-russet centers with orange and rose infused edges. Produces white flowers.	H20-27" W25-28"	Late Spring Zone 4(-30°)	○ ●

Hibiscus Hardy Hibiscus Substantial shrub-like plants with flowers like a tropical Hibiscus. Flowers are round and saucer-shaped with a prominent central stamen.

'Airbrush Effect' •8" vibrant pink flowers with salmon tones, has an airbrushed central white halo and a small dark red eye. Overlapping petals create a three dimensional look to the flowers. Dark green foliage forms a compact habit.	H40-48" W48-54"	Summer-Early Fall Zone 4(-30°)	○ ● ● ●
'Dark Mystery' •Dark wine-purple, heart-shaped foliage contrasts with the large, white flowers. Cherry-red eye and dark pink veining.	H60-66" W60-66"	Mid-Late Summer Zone 4(-30°)	○ ● ● ●
'Mars Madness' •Dark olive-green leaves that have copper highlights, with the newest leaves emerging coppery purple. Huge 6-8" flowers open flat and are magenta-red. Each flower has a small, darker red halo with overlapping petals and deeply impressed veins.	H48-54" W72-78"	Late Summer-Fall Zone 4(-30°)	○ ● ● ●

PERENNIALS



PERENNIAL
FAVORITES

'Midnight Marvel' •The darkest Hibiscus yet, with foliage that is a dark violet-purple. The leaves turn a fiery orange in fall. Huge, deep wine-purple blossoms open in mid-summer until frost.	H46-48" W50-54"	Summer Zone 4(-30°)	
'Starry Starry Night' •Dark, near-black maple leaves are covered with huge 8" flowers in pale pink petals and dark pink veining.	H40-48" W40-48"	Late Summer-Fall Zone 4(-30°)	
'Summer Carnival' •Large 7" dark magenta pink flowers cover the upright, rounded habit. Each leaf has a narrow cream margin and the edges have a hint of blush.	H48-54" W60-66"	Late Summer Zone 4(-30°)	
'Summer In Paradise' •Deep red buds open to 7-8" hot cerise-red flowers. Medium green, maple-like leaves are accented by olive-green edges.	H36-42" W36-65"	Late Summer-Fall Zone 4(-30°)	
'Vintage Wine' •Near black buds open to huge 7" scarlet-red flowers and has a darker red eye. The overlapping petals have a crinkled texture and open completely with minimal cupping.	H48-50" W60-64"	Summer Zone 4(-30°)	
Honeymoon Series Honeymoon hybrids are wonderfully compact, yet produce huge 8" flowers that never need staking. These hardy varieties can withstand temperature changes.			
'Light Rose' •Ruffled pink and white flowers with red centers.	H24-32" W18-20"	Mid Summer-Fall Zone 4(-30°)	
'Red' •Deep velvet-red	H24-32" W18-20"	Mid Summer-Fall Zone 4(-30°)	
'White with Eye' •Bold white flowers with a red eye.	H24-32" W18-20"	Mid Summer-Fall Zone 4(-30°)	
Luna Series (moscheutos) Compact, bushy, well-branched plants with a mounded habit. The blooms are 6-8" in diameter. Extremely heat tolerant once established.			
'Pink Swirl' •Light pink with a red center and green foliage.	H24-36" W24-36"	Late Summer-Fall Zone 4(-30°)	
'Red' •Dark red with green foliage.	H24-36" W24-36"	Late Summer-Fall Zone 4(-30°)	
'Rose' •Deep rose with green foliage.	H24-36" W24-36"	Late Summer-Fall Zone 4(-30°)	
'White' •White with a red center and green foliage.	H24-36" W24-36"	Late Summer-Fall Zone 4(-30°)	
Hosta Plantain Lily Most popular shade plant of all time. Their lush clumps of bold exotic leaves are the main feature. The stalks of lily-like flowers are an added bonus. Flowers are shades of lavender to white. Drought tolerant once established.			
'August Moon' •Crinkled golden yellow foliage.	H18-24" W24-36"	Summer Zone 3(-40°)	
'Aureo Marginata' •Dark green with chartreuse margins.	H18-24" W24-36"	Summer Zone 3(-40°)	
'Beach Boy' *NEW* •Thick yellow-green leaves with blue margins. Blooms white in the summer.	H16-18" W18-24"	Summer Zone 3(-40°)	
'Blue Angel' •Blue with ribs.	H24-36" W36-48"	Summer Zone 3(-40°)	
'Blue Ivory' •Showy, medium sized hosta. Blue leaves have wide, creamy white margins. Margins take a greenish-blush in summer.	H12-16" W24-36"	Summer Zone 3(-40°)	

LEGEND: = Pollinator • = Cut Flower • = Drought Resistant • = Deer Resistant
 = Native/Waterwise • = Full Sun • = Part Sun • = Full Shade • H=Height • W=Width



'Captain's Adventure' *NEW* •Starts out green with a yellow margin, then the leaf centers becomes bicolor green with a creamy edge. The last stage shows a light green to yellow center with a white edge.	H14-16" W18-24"	Summer Zone 3(-40°)	● ♀
'Earth Angel' •Blue-green with cream margins.	H30-36" W28-40"	Summer Zone 3(-40°)	● ♀
'Elegans' •Solid blue	H24-30" W24-36"	Summer Zone 3(-40°)	● ♀
'Fire and Ice' •Large, twisted, heart-shaped leaves have white centers and broad, dark green margins.	H18-24" W24-30"	Summer Zone 3(-40°)	● ♀
'Fire Island' *NEW* •Leaves merge brilliant yellow on red petioles; red coloring extends from the base of the petiole up into the leaves. As the season progresses, the foliage darkens to chartreuse, but the red petioles remain all season.	H10-14" W15-38"	Summer Zone 3(-40°)	● ♀
'First Frost' •Emerges with a gold edge early in the spring, then changes to pure white later in the season. Light lavender flowers.	H12-18" W24-36"	Summer Zone 3(-40°)	● ♀
'Francee' •Green with white margins.	H18-24" W36-48"	Summer Zone 3(-40°)	● ♀
'Francis Williams' •Blue-green foliage with chartreuse margins.	H18-24" W36-48"	Summer Zone 3(-40°)	● ♀
'Great Expectations' •Bright textured leaves have a yellow center edged with sea green markings and are topped with white flowers.	H18-20" W18-24"	Summer Zone 3(-40°)	● ♀
'Gooseberry Sundae' *NEW* •Green foliage grows from gorgeous, purple-red stems. Ovate leaves are large, ribbed, leathery and a bit waxy. Blooms lavender-purple in mid-summer.	H10-12" W18-24"	Summer Zone 3(-40°)	● ♀
'Guacamole' •Chartreuse with dark green margins.	H16-20" W24-36"	Summer Zone 3(-40°)	● ♀
'Halcyon' •Medium size, frosty blue-green, pointed foliage.	H18-24" W24-36"	Summer Zone 3(-40°)	● ♀
'Island Breeze' *NEW* •Wide, dark green margins stand in sharp contrast to the bright yellow centers.	H10-12" W15-18"	Summer Zone 3(-40°)	● ♀
'June' •Sport of 'Halcyon'. Wide, blue-green margins and light green centers. The centers turn gold in summer.	H18-24" W18-24"	Summer Zone 3(-40°)	● ♀
'Kingsize' *NEW* •A true giant, cousin of 'Empress Wu'. Dark green, shiny leaves. Purple flowers.	H36-60" W36-60"	Summer Zone 3(-40°)	● ♀
'Minute Man' •Dark green center with white margins.	H18-24" W24-36"	Summer Zone 3(-40°)	● ♀
'My Fair Lady' *NEW* •Tri-colored foliage. Deep blue-green leaves have apple-green jetting around creamy yellow centers.	H12-17" W36-40"	Summer Zone 3(-40°)	● ♀
'Night Before Christmas' •Dark green with striking cream to white centers.	H24-30" W24-30"	Summer Zone 3(-40°)	● ♀
'Paradigm' •Large, bright gold with a wide, blue-green margins. Leaves are corrugated.	H18-22" W36-48"	Summer Zone 3(-40°)	● ♀
'Patriot' •Dark green with white margins.	H18-24" W24-36"	Summer Zone 3(-40°)	● ♀

PERENNIALS



PERENNIAL
FAVORITES

'Rainbow's End' *NEW* •Incredibly variegated, shiny foliage. The bright yellow leaves of have dark green margins that jet into the center, and the center brightens to creamy white in summer.	H8-11" W18-21"	Summer Zone 3(-40°)	● ☹
'Regal Splendor' •Blue foliage with small cream margins.	H36-42" W24-36"	Summer Zone 3(-40°)	● ☹
'Royal Standard' •Solid green	H24-36" W36-60"	Summer Zone 3(-40°)	● ☹
'Sagae' •Huge wavy, frosted gray-green leaves with yellow to creamy white margins.	H24-30" W36-42"	Summer Zone 3(-40°)	● ☹
'Stained Glass' •Gold to chartreuse with dark green margins.	H18-24" W36-46"	Summer Zone 3(-40°)	● ☹
'Sum and Substance' •Solid chartreuse	H30-36" W50-60"	Summer Zone 3(-40°)	● ☹
'SunHosta' *NEW* •Medium sized variegated Hosta that performs well in full sun and hot conditions.	H18-24" W18-24"	Summer Zone 4(-30°)	○ ● ☹
'Vulcan' •Vigorous white centered sport of Captain Kirk, with dark green margins.	H18-24" W24-36"	Summer Zone 3(-40°)	● ☹
'Wide Brim' •Green foliage with wide, gold margins.	H18-24" W24-36"	Summer Zone 3(-40°)	● ☹
Houttuynia Chameleon Plant Heart shaped leaves with a vigorous spreading habit.			
cordata 'Chameleon' •In shade, the leaves will be variegated green and cream, outlined in bright pink. With more sun, they will take on striking hues of yellow, pink and scarlet red.	H6-12" W18-24"	Late Spring-Early Summer Zone 4(-30°)	○ ●
Hypericum St. John's Wort Tolerates wide range of soils. Thrives on sandy soils in full sun. Less floriferous in part shade. Features large, rose-like, 5-petaled, yellow flowers (2-3" diameter).			
calycinum St. John's Wort •Large, saucer-shaped, bright yellow flowers with distinctively protruding, bushy stamens cover this dense, dark green, shrubby groundcover.	H12-18" W18-24"	Summer Zone 5(-20°)	○ ● ●
Iberis Candytuft Dark green, mounding foliage with many dense flower clusters. Suited for edging, borders, groundcover and rock gardens.			
'Masterpiece' •The extra large, pure white flower with a small pink center form clusters that smother the dark green foliage.	H10-16" W18-24"	Spring Zone 5(-20°)	○ ● ☹
'Summer Snowdrift' •White	H10-12" W12-14"	Spring Zone 6(-10°)	○ ●
sempervirens 'Purity' •Small, pure white flowers obscure the neat, dense mound of glossy, green foliage.	H6-8" W12-24"	Spring Zone 4(-30°)	○ ● ☹
sempervirens 'Spruzzo' •The glossy, evergreen foliage forms a perfect mound. This selection features a new flower form and compact habit. Long-lasting white flowers throughout spring.	H6-10" W12-18"	Spring Zone 3(-40°)	○ ● ☹
'Snowsation' •Low growing with white blooms.	H6-8" W10-12"	Spring Zone 4(-30°)	○ ● ☹
sempervirens 'Tuff Candy' •Produces clusters of small, white flowers in late spring to early summer. Shear lightly, right after blooming, but otherwise leave plants alone.	H6-10" W12-18"	Spring Zone 3(-40°)	○ ● ☹

'Whistler White' •White flowers cover the plant and grow uniformly.	H4-8" W8-10"	Spring Zone 3(-40°)	○ ●
sempervirens 'Whiteout' •It has dark green foliage with masses of pretty bright white blooms.	H6-8" W8-12"	Spring Zone 3(-40°)	○ ● ☘ ☘
Illamna Maple Mallow			
rivularis Maple Mallow *Native & Waterwise* •Also known as Mountain Hollyhock, it is similar to traditional varieties. Large, open, rose-pink flowers. Easy to establish and will naturalize.	H36-72" W48-60"	Summer-Early Fall Zone 3(-40°)	○ ● ☘ ▲
Incarvillea Hardy Gloxinia Large trumpet-shaped flowers grow above a mound of glossy divided green leaves.			
delavayi Hardy Gloxinia •Rose-purple	H12-24" W12-18"	Early Summer Zone 5(-20°)	● ● ☘ ☘ ✂
Iris Flags This highly diverse group of plants have flowers in virtually every color. All have grassy, sword-shaped leaves, forming a clump.			
setosa 'Beachhead' Arctic Beachhead •Light green foliage that has blooms of light blue with dark purple veins. Heavy blooming in May will occur once established. Likes well-drained, rocky soils. Native to Canada, this is a great performer and long-lived Iris.	H18-24" W12-18"	Late Spring Zone 3(-40°)	○ ● ☘ ☘ ✂ ▲
setosa spp. canadensis Dwarf Arctic Beachhead •Native to Canada, this is a great performer and long-lived Iris. Light green foliage that has blooms of light blue with dark purple veins. Heavy blooming in May will occur once established. Likes well-drained, rocky soils.	H12-18" W12-18"	Late Spring Zone 3(-40°)	○ ● ☘ ☘ ✂ ▲
missouriensis Rocky Mountain Iris *Native & Waterwise* •Slender stemmed with grayish-green leaves that grow from dense clumps. Blooms are lilac-purple.	H12-24" W12-18"	Late Spring Zone 3(-40°)	○ ● ☘ ☘ ✂ ▲
German Bearded Iris (germanica) These are the most popular with gardeners for their large satiny flowers and taller forms.			
'Better Together' •Blue	H30-40" W12-24"	Late Spring Zone 3-5	○ ● ☘ ☘ ☘ ✂
'City Lights' •Violet-blue with white center.	H30-36" W12-24"	Late Spring Zone 3(-40°)	○ ● ☘ ☘ ☘ ✂
'Clarence' •Pale blue standards and flaring ruffled, violet-blue falls.	H24-36" W18-24"	<u>Rebloomer</u> Late Spring Zone 3(-40°)	○ ● ☘ ☘ ☘ ✂
'Concertina' •Solid soft rose-pink	H24-30" W18-24"	Late Spring Zone 3(-40°)	○ ● ☘ ☘ ☘ ✂
'Dashing' •Velvet-purple, ruffled blooms.	H32-36" W18-24"	Late Spring Zone 3(-40°)	○ ● ☘ ☘ ☘ ✂
'Eggnog' •Bright golden yellow	H24-36" W12-24"	<u>Rebloomer</u> Late Spring Zone 3(-40°)	○ ● ☘ ☘ ☘ ✂
'Eleanor Roosevelt' •Purple with darker purple falls. Mildly fragrant.	H24-36" W18-24"	<u>Rebloomer</u> Late Spring Zone 3(-40°)	○ ● ☘ ☘ ☘ ✂
'Eternal Bliss' •Stunning white, heavily ruffled with tangerine beards.	H24-30" W15-18"	Late Spring Zone 3(-40°)	○ ● ☘ ☘ ☘ ✂
'Frequent Flyer' •Ruffled, white blooms with contrasting slightly yellow falls.	H32-34" W12-18"	Late Spring Zone 3(-40°)	○ ● ☘ ☘ ☘ ✂

PERENNIALS











































PERENNIAL
FAVORITES

































'Halloween Halo' •White with yellow edging on falls and orange beards.	H30-35" W12-24"	Rebloomer Late Spring Zone 3(-40°)	○ ● ♀ ☕ ☹ ✂
'Harvest of Memories' •Radiant all yellow iris with widely ruffled petals and a slight sweet fragrance.	H24-38" W18-24"	Rebloomer Late Spring Zone 3(-40°)	○ ● ♀ ☕ ☹ ✂
'Invitation' •White standards with tangerine falls.	H28-34" W12-24"	Rebloomer Late Spring Zone 3(-40°)	○ ● ♀ ☕ ☹ ✂
'Margin Call' •Tan, Purple with White Edges	H30-36" W18-24"	Late Spring Zone 3(-40°)	○ ● ♀ ☕ ☹ ✂
'Merchant Marine' •Blue	H36-38" W9-12"	Late Spring Zone 4-6	○ ● ♀ ☕ ☹ ✂
'My Friend Jonathan' •A rich blend of scarlet and mahogany with a gold overlay.	H30-36" W18-24"	Rebloomer Late Spring Zone 3(-40°)	○ ● ♀ ☕ ☹ ✂
'October Splendor' *NEW* •Pale pink and dark pink beards	H25-28" W18-20"	Rebloomer Late Spring Zone 3(-40°)	○ ● ♀ ☕ ☹ ✂
'Priscilla of Corinth' *NEW* •Ruffled pale pinkish peach with orange beards.	H32-37" W18-24"	Rebloomer Late Spring Zone 3(-40°)	○ ● ♀ ☕ ☹ ✂
'Raven Girl' •Black	H24-39" W18-24"	Late Spring Zone 3(-40°)	○ ● ♀ ☕ ☹ ✂
'Renown' •White standards with oyster-white falls and yellow beards.	H30-36" W18-24"	Rebloomer Late Spring Zone 3(-40°)	○ ● ♀ ☕ ☹ ✂
'Rio Vista' •Light blue with darker blue veining.	H30-36" W18-24"	Rebloomer Late Spring Zone 3(-40°)	○ ● ♀ ☕ ☹ ✂
'Seneor Jinx' •Black	H24-39" W18-24"	Mid-Spring Zone 3(-30°)	○ ● ♀ ☕ ☹ ✂
'Sugar Blues' •Blue petals with a white beard.	H30-36" W12-24"	Rebloomer Late Spring Zone 3(-40°)	○ ● ♀ ☕ ☹ ✂
'Victoria' Falls' •Large, ruffled flowers of light blue with a white throat and beards.	H35-39" W12-18"	Rebloomer Late Spring Zone 3(-40°)	○ ● ♀ ☕ ☹ ✂
Japanese Iris (ensata) Their large and flattened, crepe-textured blooms appear over tall, grassy clumps that somewhat resemble cattails. These have been selected and bred in Japan for hundreds of years. Must have plenty of moisture until bloom.			
'Dinner Plate Tiramisu' *NEW* •Creamy white blooms edged and sprinkled in sweet purple. Great for pond edges.	H36-40" W24-30"	Summer Zone 4(-30°)	○ ● ♀ ♀ ☹ ✂
'Gold Bound' •Thick white petals with deep yellow signals on a flat open flower.	H18-20" W12-24"	Summer Zone 4(-30°)	○ ● ♀ ♀ ☹ ✂
'Variegata' •Green and white striped leaves, bearing drooping, dark purple flowers.	H24-30" W12-24"	Late Spring Zone 4(-30°)	○ ● ♀ ♀ ☹ ✂



Miniature German Bearded Iris (germanica miniature) Miniature variety of bearded iris. These varieties only get between 6-15" tall. Great for the front of a border. Blooms mid to late season.

'Androgyny' •Dusty Pink	H8-10" W10-12"	Mid- Spring Zone 3(-40°)	   
'Bright Blue Eyes' •Cream with yellow veins, white falls with chartreuse green thumbprint and blue beards.	H10-12" W10-12"	Mid-Spring Zone 3(-40°)	   
'For Grape's Sake' •White and Purple	H8-10" W10-12"	Mid-Spring Zone 3(-40°)	   
'Fuzzy Slippers' •Orange	H4-6" W6-8"	Mid-Spring Zone 3(-40°)	   
'Gate to Paradise' •Light pink with blue thumbprint.	H10-12" W10-12"	Mid-Spring Zone 3(-40°)	   
'Lovable Pink' •Pink	H10-12" W10-12"	Mid-Spring Zone 3(-40°)	   
'Prince of Burgundy' •White with Purple edges	H10-12" W10-12"	Mid-Spring Zone 3(-40°)	   
'Riveting' •White, purple falls with white edge.	H12-18" W12-18"	Mid-Spring Zone 3(-40°)	   
'Sky of Blue' •Light Blue	H12-15" W12-15"	Mid-Spring Zone 3(-40°)	   
'Starwoman' •Purple with white thumbprint on falls.	H12-24" W12-24"	Mid-Spring Zone 3(-40°)	   

Siberian Iris (sibirica) Strong clumps of grassy leaves that remain attractive all season. Delicate looking flowers rise above on slender stems. They tolerate shade better than most Irises, as well as poorly drained soil. Very long lived.

'Butter and Sugar' •Cream standards with yellow falls.	H24-28" W18-24"	Late Spring Zone 3(-40°)	   
'Caesar's Brother' •Solid deep purple	H24-36" W18-24"	Late Spring Zone 3(-40°)	   
'Ginger Twist' •The falls are heavily veined and mottled in coppery brown on a turmeric yellow ground. The standards are pale lemony cream, with heavily mottled lavender.	H28-32" W18-24"	Late Spring Zone 3(-40°)	   
'Golden Edge' *NEW* •Deep violet-purple blooms with a yellow throat, and a golden pencil edge to each petal.	H24-30" W18-24"	Late Spring Zone 3(-40°)	   
'Gull's Wing' *NEW* •White with yellow eyezone	H24-30" W18-24"	Late Spring Zone 3(-40°)	   
'Purring Tiger' •Dusty lavender flowers sit above golden yellow petals. The golden yellow petals are lined with purple veining.	H18-20" W18-24"	Late Spring Zone 3(-40°)	   
'Ruffled Velvet' •Deep purple flowers with gold markings.	H18-28" W18-24"	Late Spring Zone 3(-40°)	   
'Tipped in Blue' *NEW* •Soft blue-violet standards edged in yellow and dotted with blue at the tips, with yellow falls tipped in the same blue hue. A faint veining pattern of blue-violet covers the entire bloom.	H18-24" W15-20"	Late Spring Zone 3(-40°)	   



Variegated Iris (pallida)

'Albo Variegata' •Solid purple with green and white variegated foliage.	H18-28" W18-24"	Late Spring Zone 3(-40°)	○ ● ✂ ✂ ✂
'Aureo Variegata' •Purple blooms with yellow and green variegated foliage.	H18-36" W18-24"	Late Spring Zone 3(-40°)	○ ● ✂ ✂ ✂

Kniphofia *Red Hot Poker* Clumps of strap-like foliage. Torch-shaped clusters of flowers held on stiff stalks.

caulescens 'Regal Torchlily' •Foliage is a powder blue hue and grass-like in appearance. Orange flowers fade to yellow atop 3' stems.	H36-72" W18-24"	Summer Zone 5(-20°)	○ ✂ ✂ ✂
hirsuta 'Fire Dance' •One of the shortest, prettiest and most reliably cold-hardy species. Improved cultivar.	H12-20" W15-18"	Summer Zone 5(-20°)	○ ✂ ✂ ✂
hybrid 'Rocket Jr' •Red to Yellow	H12-16" W7-9"	Summer Zone 6 (-10°)	○ ✂ ✂ ✂
uvaria 'Flamenco' •Yellow base, turns orange and red as it approaches the top.	H30-36" W18-24"	Summer Zone 5(-20°)	○ ✂ ✂ ✂
uvaria 'Glowstick' •Abundance of bright yellow flowers. When not in bloom, the finely textured foliage resembles ornamental grass.	H24-30" W18-24"	Summer-Fall Zone 6(-10°)	○ ✂ ✂ ✂
uvaria 'Pfizers Hybrid' •Showy spikes of tubular orange and yellow flowers.	H24-36" W24-36"	Summer Zone 5(-20°)	○ ● ✂

Poco Series This series is Terra Nova's shortest Kniphofia. The plants have a massive flower count with large inflorescences.
























































'Citron' •Short, dense spikes emerge a creamy lime-green, followed by a color shift to fresh lemon.	H14-20" W12-14"	Summer Zone 6(-10°)	○ ✂ ✂ ✂
'Orange' •Burnished-orange with hot red tips.	H14-21" W12-16"	Summer Zone 6(-10°)	○ ✂ ✂ ✂
'Red' •Coral-red	H14-21" W12-16"	Summer Zone 6(-10°)	○ ✂ ✂ ✂
'Sunset' •Bicolor red-orange and orange.	H18-24" W14-16"	Summer Zone 6(-10°)	○ ✂ ✂ ✂
'Yellow' •Sulfur yellow	H12-15" W14-16"	Summer Zone 6(-10°)	○ ✂ ✂ ✂

Lamium *Spotted Dead Nettle* Neat colorful foliage with hooded flower spikes.
















maculatum 'Anne Greenaway' •Chartreuse to green silver foliage with violet-mauve blooms.	H6-8" W12-16"	Mid to Late Spring Zone 4(-30°)	● ○
maculatum 'Ghost' •Clusters of large, bright orchid-purple flowers top the clump of all silver foliage.	H10-14" W12-24"	Mid to Late Spring Zone 3(-40°)	● ○
maculatum 'Golden Anniversary' •Scalloped and bright gold colored foliage with lavender flowers.	H6-8" W12-16"	Early Summer-Fall Zone 4(-30°)	● ○
maculatum 'Orchid Frost' •Orchid-pink flowers with silver and green foliage.	H4-8" W12-24"	Early Summer-Fall Zone 4(-30°)	● ○
maculatum 'Pink Pewter' •Pink flowers with silver and green foliage.	H4-8" W12-24"	Early Summer-Fall Zone 4(-30°)	● ○
maculatum 'Purple Dragon' •Deep purple flowers with silvery green foliage.	H4-8" W12-24"	Early Summer-Fall Zone 4(-30°)	● ○
maculatum 'White Nancy' •Clusters of white flowers over foliage of silver with green edges.	H6-8" W12-24"	Early Summer-Fall Zone 4(-30°)	● ○













Lavandula *Lavender* Wonderfully fragrant, ornamental, shrubby perennial with gray-green foliage and flowering spikes.

angustifolia 'Blue Cushion' •Rounded cushion of gray-green, evergreen foliage. Mass of deep blue flowers, which lighten to pale blue as they mature.	H12-16" W12-16"	Summer Zone 5(-20°)	    
angustifolia 'Hidcote Blue' •Abundant deep purple flower spikes.	H12-18" W24-36"	Summer Zone 4(-30°)	    
angustifolia 'Jean Davis' •Pale pinkish white flower spikes. Fragrant all summer long. Blue green leaves.	H10-12" W18-24"	Summer Zone 5(-20°)	    
angustifolia 'Munstead' •Rich lavender	H12-18" W12-18"	Summer Zone 4(-30°)	    
angustifolia 'Royal Velvet' •Long stemmed, dark navy-blue and lavender flower spikes.	H24-30" W18-24"	Summer Zone 6(-10°)	    
angustifolia 'Thumbelina Leigh' •Bright blue-violet blooms. Profuse, tightly balled flowers that will rebloom up to 3 times a year, if pruned after flowering.	H6-12" W8-12"	Summer Zone 5(-20°)	    
angustifolia 'Twinkle Purple' •Blooms violet-purple to blue. Large, round shaped form with long flower spikes. It is an excellent choice for hedging.	H18-24" W12-24"	Summer Zone 5(-20°)	    
angustifolia 'Vera' •Medium blue flowers with green foliage. The flowers are sweet, highly fragrant and produced abundantly in early summer.	H36-48" W24-30"	Summer Zone 5(-20°)	    
angustifolia 'Wee One' •A wonderful dwarf English Lavender with compact heads of lavender-blue flowers and dark blue calyces.	H8-10" W12-15"	Summer Zone 5(-20°)	    
hybrid intermedia 'Phenomenal' •Uniform mounds of silvery foliage with dark purple-blue flower spikes.	H24-30" W24-30"	Summer Zone 4(-30°)	    
intermedia 'Provence' •Best variety for bouquets and culinary use. Lavender-blue flowers bloom on long stems and form a low hedge-like shrub. Vigorous grower and more tolerant of damp winter soil.	H24-30" W18-28"	Summer Zone 5(-20°)	    

Leucanthemum *Shasta Daisy* Large double or single daisy on a single stem with a long bloom period. Glossy, lanceolate foliage. Great for dried flowers.

superbum 'Becky' •Large white blooms on strong stems which are ideal for cutting. Despite its height, this variety does not need staking.	H36-42" W18-24"	Summer Zone 4(-30°)	    
superbum 'Snow Cap' •Pure white single flowers are produced in abundance atop bushy mounds of foliage. It has a sturdy, uniform habit.	H10-16" W8-12"	Summer Zone 4(-30°)	    
superbum 'Whitcap' •Compact, weather and frost tolerant. White with yellow center.	H14-16" W14-16"	Spring-Summer Zone 5(-20°)	    

Ooh La Series (superbum) Flowers well, compact habit with sturdy upright stem. Great for borders, rock gardens and containers.

'Lacrosse' •Produces single, yellow-eyed white daisies with spoon-shaped petals.	H10-18" W10-18"	Summer Zone 4(-30°)	    
'La Spider' •Very large, true double, finely cut, white blooms.	H12-24" W12-24"	Summer Zone 4(-30°)	    

PERENNIALS



Real Series (superbum) These varieties are very floriferous with improved disease resistance. All bloom early to midsummer and then again in fall. These are robust drought and wind resistant perennials once established.

'Charmer' •Dwarf form with large, semi-double, long lasting, creamy yellow flowers.	H16-24" W12-18"	Summer-Fall Zone 5(-20°)	○ ● ✂️ 🦋 🦌
'Dream' •Large daisy flowers of 3 layers with greenish-yellow petals and large golden centers. Yellow petals gradually fade to white as it matures.	H16-24" W12-18"	Summer-Fall Zone 5(-20°)	○ ● ✂️ 🦋 🦌
'Glory' •Multiple layers of pure white petals open flat and gradually reflex, exposing an ever enlarging frilly yellow dome.	H16-24" W12-18"	Summer-Fall Zone 5(-20°)	○ ● ✂️ 🦋 🦌
'Neat' •Rows of fluted, horizontal white petals surround a golden center.	H16-24" W12-18"	Summer-Fall Zone 5(-20°)	○ ● ✂️ 🦋 🦌
'Sunbeam' •Rows of chartreuse petals that ring a golden button center.	H16-24" W12-18"	Summer-Fall Zone 5(-20°)	○ ● ✂️ 🦋 🦌

Lewisia Bitterroot Rosette forming succulent with evergreen foliage.

cotyledon 'Elise Mix' •Clusters of bright pink, salmon, and orange flowers.	H4-6" W6-8"	Spring-Fall Zone 3(-40°)	○ ● 🦋 🌵 🌲
---	----------------	-----------------------------	--------------

Liatris Gayfeather Bottlebrush flower spikes grow out of clumps of grassy-like foliage. The narrow leaves are up to 10" long at the base and decrease in length up the stems. The flowers bloom at the top of each spike, opening at the top first and continue blooming downward.

spicata 'Kobold' •Dark rose flower spikes.	H18-24" W18-24"	Summer Zone 4(-30°)	○ 🦋 ✂️
--	--------------------	------------------------	--------

Ligularia Leopard Plant





















dentata 'Othello' •Loves moist soils. Water deep in hot summers. Clump forming plant grown for the foliage as much as for the flowers. Foliage has huge, long stalked, leathery, rounded, dark green leaves with daisy-like yellow-orange flowers.	H24-36" W18-30"	Mid-Summer Zone 3(-40°)	● ● 🦋 ✂️
stenocephala 'Little Rocket' •Soft yellow flower spikes are striking with their dark stems. Bold, dark green, toothed leaves on a compact plant.	H18-36" W24-30"	Mid-Summer Zone 3(-40°)	● ● 🦋 ✂️
stenocephala 'The Rocket' •Clump forming habit noted for its spectacular flower spikes and foliage. Strongly toothed, heart shaped, light green leaves. In mid-to-late summer, the plant sends up tall racemes densely packed with small, bright lemon yellow daisy-like flowers held on black stems.	H36-60" W24-48"	Mid-Summer Zone 3(-40°)	● ● 🦋 ✂️

Lilium Asiatic Lily Easy to grow plants are a colorful addition to the landscape. "Liliums" are true lilies with stiff stems and relatively narrow, strap-like leaves from top to bottom. Large showy flowers develop at the top of each stem. Once these plants have bloomed, they won't flower again until the following year.







'Matrix Mix' •Mixture of yellow, red and orange lilies.	H16-18" W12-18"	Mid Summer Zone 3(-40°)	○ ● 🦋 ✂️
'Sparkling White' *NEW* •Solid white petals	H14-18" W8-16"	Summer Zone 3(-40°)	○ ● 🦋 ✂️











FantAsiatic Series This series is known for the high bud count per stem.

'Bubblegum Hot Spot' *NEW* •Pink with white eye-zone freckled with pink.	H9-12" W6-12"	Summer Zone 3(-40°)	 
'Crimson Red' •Red shades. Maroon with red tips.	H9-12" W6-12"	Summer Zone 3(-40°)	 
'Fired Up' *NEW* •Dark orange with a brush of yellow at the base of the petals.	H9-12" W6-12"	Summer Zone 3(-40°)	 
'Kisser' *NEW* •Pink with a wide white eyezone sprinkled in dark pink.	H9-12" W6-12"	Summer Zone 3(-40°)	 
'Lip Gloss' *NEW* •Dark pink	H9-12" W6-12"	Summer Zone 3(-40°)	 
'Orange' *NEW* •Solid orange	H9-12" W6-12"	Summer Zone 3(-40°)	 
'Red' *NEW* •Red with orange at the petal base.	H9-12" W6-12"	Summer Zone 3(-40°)	 
'Rosada' *NEW* •Medium pink with a thin brush stroke of white.	H9-12" W6-12"	Summer Zone 3(-40°)	 
'Starburst' •Red petals with purple-black center.	H9-12" W6-12"	Summer Zone 3(-40°)	 
'Sunray' •Lovely yellow petals with dark red eye zone.	H9-12" W6-12"	Summer Zone 3(-40°)	 

L.A. hybrid American Series

'Dream' *NEW* •White with thick pink tips and pink freckles in the eye-zone.	H30-36" W12-15"	Mid Summer Zone 4(-30°)	 
'Galaxy' *NEW* •White with burgundy sprinkles at the eye-zone.	H30-36" W12-15"	Mid Summer Zone 4(-30°)	 
'Hot Dynamite' *NEW* •Deep red	H30-36" W12-15"	Mid Summer Zone 4(-30°)	 

L.A. hybrid Summer Series Robust grower with strong sturdy stems and exceptionally huge flowers. Genetically dwarf flower stems. Fragrant

'Scarlet' *NEW* •Red	H18-20" W12-15"	Early Summer Zone 4(-30°)	 
'Sky' *NEW* •Pink with a dash of white down the center of each petal.	H18-20" W12-15"	Early Summer Zone 4(-30°)	 
'Snow' *NEW* •White	H18-20" W12-15"	Early Summer Zone 4(-30°)	 
'Sun' *NEW* •Yellow with brown freckles.	H18-20" W12-15"	Early Summer Zone 4(-30°)	 

PERENNIALS



PERENNIAL
FAVORITES

Pura Series Asiatic Lily This series are compact double flowers that are pollen-free.

















'Armor' *NEW* •Double pink blooms	H16-18" W12-18"	Early-Mid Summer Zone 3(-40°)	○ ♀ ✂
'Desierto' *NEW* •Double medium pink	H16-18" W12-18"	Early-Mid Summer Zone 3(-40°)	○ ♀ ✂
'Luna' *NEW* •Double yellow	H16-18" W12-18"	Early-Mid Summer Zone 3(-40°)	○ ♀ ✂
'Paz' *NEW* •Double brilliant red	H16-18" W12-18"	Early-Mid Summer Zone 3(-40°)	○ ♀ ✂
'Puro' *NEW* •Double white blooms	H16-18" W12-18"	Early-Mid Summer Zone 3(-40°)	○ ♀ ✂

Tiny Series Asiatic Lily These are compact, dwarf plants. They have large, upward facing flowers with glossy green leaves.













'Comfort' •Dark red	H14-16" W14-16"	Early Summer Zone 3(-40°)	○ ◐ ♀ ✂
'Cosmic' *NEW* •Orange with maroon eye-zone with yellow tips.	H14-16" W14-16"	Early Summer Zone 3(-40°)	○ ◐ ♀ ✂
'Diamond' •Deep pink with a white center.	H14-16" W14-16"	Early Summer Zone 3(-40°)	○ ◐ ♀ ✂
'Double Dutch' •Double row of vibrant orange petals.	H14-16" W14-16"	Early Summer Zone 3(-40°)	○ ◐ ♀ ✂
'Ghost' •Dark reddish purple	H14-16" W14-16"	Early Summer Zone 3(-40°)	○ ◐ ♀ ✂
'Halo Eclipse' *NEW* •Burgundy petals with white tips.	H14-16" W14-16"	Early Summer Zone 3(-40°)	○ ◐ ♀ ✂
'Heroes' •Orange	H14-16" W14-16"	Early Summer Zone 3(-40°)	○ ◐ ♀ ✂
'Ink' •Dark orange with black eyezone.	H14-16" W14-16"	Early Summer Zone 3(-40°)	○ ◐ ♀ ✂
'Lion' •Burgundy petals with orange tips.	H14-16" W14-16"	Early Summer Zone 3(-40°)	○ ◐ ♀ ✂
'Massive' *NEW* •Black petals with yellow tips.	H14-16" W14-16"	Early Summer Zone 3(-40°)	○ ◐ ♀ ✂
'Nugget' •Bold yellow trumpet-shaped flowers have a burgundy speckled ring at the eye zone.	H14-16" W14-16"	Early Summer Zone 3(-40°)	○ ◐ ♀ ✂
'Orange Sensation' •Orange with maroon speckles.	H14-16" W14-16"	Early Summer Zone 3(-40°)	○ ◐ ♀ ✂
'Pearl' •Rose pink petals	H14-16" W14-16"	Early Summer Zone 3(-40°)	○ ◐ ♀ ✂
'Ranger' •Yellow	H14-16" W14-16"	Early Summer Zone 3(-40°)	○ ◐ ♀ ✂
'Rocket' •Deep red with a darker midrib.	H14-16" W14-16"	Early Summer Zone 3(-40°)	○ ◐ ♀ ✂
'Shadow' •Red-black petals with coral tips.	H14-16" W14-16"	Early Summer Zone 3(-40°)	○ ◐ ♀ ✂

Lilium *Oriental Lily* Flowers are quite large, fragrant and tend to be facing outward. The plants also tend to be taller and bloom later than Asiatics.















Roselily Series With their large, lush blooms, appealing fragrance and absence of pollen, roselilies are incredible Oriental lilies that even hay fever sufferers can enjoy. Their 6" wide double flowers resemble roses when they open, and their sweet scent contrasts with the spicy smell released by many lilies. What's more, roselilies have a longer vase life than single-flowering varieties, making them even more desirable as cut flowers.

'Esra' *NEW* •Dark pink. Fragrant.	H12-24" W8-12"	Mid Summer Zone 3(-40°)	   
'Kyra' *NEW* •White edging on dark pink flowers with dark pink freckles and mid rib.	H12-24" W8-12"	Mid Summer Zone 3(-40°)	   
'Nowa' *NEW* •Large double freckled dark pink petals with light pink edges. Fragrant.	H12-24" W8-12"	Mid Summer Zone 3(-40°)	   
'Sita' *NEW* •Double white freckled with pink, yellow mid rib.	H12-24" W8-12"	Mid Summer Zone 3(-40°)	   










Sunny Series Upward facing flowers that are fragrant and long blooming.

'Sunny Camino' •Medium pink	H16-18" W16-18"	Mid Summer Zone 3(-40°)	   
'Sunny Double Bounty' *NEW* •White with burgundy speckles.	H16-18" W16-18"	Mid Summer Zone 3(-40°)	   
'Sunny Martinique' •Pink petals with dark pink speckles and lighter pink trims the edges.	H16-18" W16-18"	Mid Summer Zone 3(-40°)	   

Linum *Flax* Small airy foliage that is upright and arching. Small flowers appear on top of the stems. Forms a very tight clump.

lewisii <i>Blue Flax</i> *Native & Waterwise* •Ferny green leaves, bearing loads of small, five-petal, blue flowers with a yellow center.	H24-30" W10-12"	Summer Zone 3(-40°)	   
narbonense 'Narbonne Blue Flax' *NEW* •Clear blue flowers in classic five petaled form. Creates a gorgeous pool of blue.	H12-30" W12-30"	Late Spring Zone 5(-20°)	   
perenne 'Bright Blue' •Large, bright, single flowers. Fine textured foliage.	H12-24" W9-14"	Late Spring Zone 4(-30°)	  
perenne 'ssp' <i>Blue Flax</i> •Light blue	H12-24" W12-24"	Late Spring Zone 5(-20°)	  

Lobelia *Fan Flower* Attractive, dark green to reddish bronze leaves and showy, large, upright spikes of brilliant hues of red or blue flowers that bloom from late summer to early fall. Perennial Lobelias are useful for difficult wet locations in full sun or partial shade.

speciosa 'Starship Blue' •Dark blue flowers on sturdy stems over light green foliage.	H20-24" W12-14"	Summer Zone 6(-10°)	  
speciosa 'Starship Burgundy' •Deep burgundy-red flowers and stems with copper-green foliage.	H20-24" W12-14"	Summer Zone 6(-10°)	  
speciosa 'Starship Scarlet' •Bright red flowers have black stems with green-bronze foliage.	H18-24" W6-12"	Early Summer Zone 6(-10°)	  

PERENNIALS



PERENNIAL
FAVORITES

Lupinus *Lupine* These colorful pea-shaped flowers bloom on tall graceful spikes. These plants are also poisonous if eaten. Drought tolerant once established.

Mini Gallery Series These plants have a compact habit. As they are short-lived perennials, allow some plants to set seed for future generations. They produce very large flower heads.

'Blue' •Solid dark blue	H14-16" W7-9"	Spring Zone 4(-30°)	○ ● ✂ ✂ ✂
'Blue Bicolor' •Lavender-blue with white centers.	H14-16" W6-10"	Spring Zone 4(-30°)	○ ● ✂ ✂ ✂
'Mix' •Pink, white, yellow and blue with white centers.	H14-16" W6-10"	Spring Zone 4(-30°)	○ ● ✂ ✂ ✂
'Pink' •Durable, upright, medium pink flowers.	H14-16" W6-10"	Spring Zone 4(-30°)	○ ● ✂ ✂ ✂
'Pink Bicolor' •Soft pink with white centers.	H14-16" W6-10"	Spring Zone 4(-30°)	○ ● ✂ ✂ ✂
'Red' •Red with white centers.	H14-16" W6-10"	Spring Zone 4(-30°)	○ ● ✂ ✂ ✂
'White' •Solid white	H14-16" W6-10"	Spring Zone 4(-30°)	○ ● ✂ ✂ ✂
'Yellow' •Solid yellow	H14-16" W6-10"	Spring Zone 4(-30°)	○ ● ✂ ✂ ✂

Lychnis *Campion* These plants have an upright, clumping habit. They have vibrant colors and can tolerate dry, rocky soil.

chalcidonica <i>Maltese Cross</i> •Plants have bright green leaves with taller flower stems that bear large clusters of scarlet-orange blooms.	H36-48" W12-18"	Summer Zone 4(-30°)	○ ✂ ✂ ✂
coronaria <i>Blood Red Campion</i> •Hot-pink with silver, fuzzy foliage.	H24-36" W10-18"	Summer Zone 4(-30°)	○ ● ✂ ✂ ✂

Lysimachia Loosestrife Creeping Jenny

congestiflora 'Persian Chocolate' •Grows a mass of small purple leaves and abundant golden yellow, bell-shaped flowers. Great as a ground cover.	H2-4" W12-36"	Summer Zone 4(-30°)	○ ●
nummularia <i>Creeping Jenny</i> •Plants form a low mat of green leaves, bearing bright golden-yellow flowers.	H2-4" W24-36"	Summer Zone 4(-30°)	○ ●
nummularia 'Goldilocks' •Grows a low mat of lime-green foliage with small yellow flowers.	H2-4" W18-24"	Summer Zone 4(-30°)	○ ●

Marrubium Horehound

rotundifolium <i>Silverheels</i> *Native & Waterwise* •Soft, green leaves are edged with white, creating a crisp appearance. Prefers lean, well-drained soils. Plant Select.	H2-12" W24-36"	Spring Zone 4(-30°)	○ ✂ ✂ ✂
--	-------------------	------------------------	------------

Mazus

reptans •Forms a dense mat of twisty, green foliage. Mini orchid-like purple-blue flowers have three fingered petals with one curving upwards. Sports a leopard spotted highlight. Fast growing, quick to fill in. Long bloom period, tough, durable and can take light foot traffic. A great over-planting for bulbs.	H-2-4" W6-12"	Late Spring-Early Summer Zone 5(-20°)	○ ● ✂
--	------------------	---	-------

Mirabilis *Desert Four O'Clock* All parts of this plant are poisonous if ingested.

multiflora *Desert Four O'Clock* *Native & Waterwise*

•Neat, mounding, dark green form with showy, magenta, tubular flowers.
Can survive extremely harsh conditions once established.

H18-24"
W48-72"

Summer
Zone 4(-30°)



Monarda *Bee Balm* Round flower clusters bursting with tube-shaped petals. With upright dark green foliage on erect stems. Foliage has a minty fragrance.

didyma 'Coral Reef'

•Coral to salmon. Mildew resistant.

H24-36"
W18-24"

Summer
Zone 4(-30°)



didyma 'Fireball'

•Compact habit, heavy bloomer with bright scarlet-red flowers.

H16-20"
W12-18"

Summer
Zone 4(-30°)



fistulosa *Wild Bergamont*

•Has large, long-lasting unique lavender flowers.

H28-36"
W28-36"

Summer
Zone 3(-40°)



Balmy Series (didyma) Best mildew resistance of today's commercial cultivars, plus compact habit, bold colors and tons of flower power!

'Lilac'

•Lilac

H12-14"
W8-12"

Summer
Zone 4(-30°)



'Pink'

•Bright pink

H12-14"
W8-12"

Summer
Zone 4(-30°)



'Purple'

•Purple-red

H12-14"
W8-12"

Summer
Zone 4(-30°)



'Rose'

•Rose

H12-14"
W8-12"

Summer
Zone 4(-30°)



BeeMine Series Minty fragrance. Considered a good plant to grow around tomatoes, to improve health and flavor.

'Red'

•Bright red

H15-18"
W12-14"

Mid Summer
Zone 4(-30°)



Monardella *Little Beebalm*

macrantha 'Marian Sampson' *Native & Waterwise*

•Large, bright red flowers adorn this plant in summer and fall, with a low-growing, mounding habit. Great for a rock garden. Needs good drainage. Intolerant of frequent summer water.

H6-12"
W12-24"

Summer-Fall
Zone 6(-10°)



odoratissima *Little Beebalm* *Native & Waterwise*

•Mounding with gray-green foliage that has a very minty fragrance. Clusters of lavender flowers.

H10-12"
W12-18"

Summer
Zone 4(-30°)



Muehlenbeckia *Maidenhair Vine*

auxillaris 'Nana'

•A low, creeping, evergreen groundcover forms a spreading mat of wiry stems, clothed in tiny rounded leaves with a glossy green finish. Foliage turns bronze with heat or cold. Blooms are insignificant.

H1-2"
W6-12"

Insignificant
Zone 6(-10°)

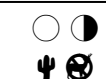


auxillaris 'Tricolor' *NEW*

•Glossy dark green leaves, variegated with white and pink, grow on twining, wiry stems. Forms a dense evergreen mat.

H4-6"
W18-24"

Insignificant
Zone 4(-30°)



Myosotis *Forget-Me-Not* A spring-flowering favorite. Forget-me-nots are biennial or short-lived perennials that self-seed to come back for many years.

Sylva Series Plants form a low mound of gray-green leaves, smothered with clusters of bright flowers; each with a tiny yellow eye.

'Bluesylva'

•Deep blue

H6-8"
W6-8"

Spring
Zone 3(-40°)



PERENNIALS



PERENNIAL
FAVORITES

Nepeta *Catmint* A rugged, easy-to-grow garden perennial that thrives in harsh landscapes. Plants are hardy and long-lived, prefer average, well-drained soil, and can be planted in full sun to part shade. To promote continued blooms, shear flower spikes after initial flowering.

faassenii 'Junior Walker' •Compact habit that is non-reseeding. Blue-green foliage contrasts nicely with lavender-blue flowers.	H18-24" W24-30"	Spring-Fall Zone 4(-30°)	○ ● ☀️ 🐇
faassenii 'Kitten Around' •Compact and petite, this plant forms a tight, round mound of aromatic foliage. Bright rosy purple calyxes hold periwinkle blue flowers.	H12-14" W20-22"	Summer-Fall Zone 3(-40°)	○ ● ✂️ 🐇
faassenii 'Six Hills Giant' •Among the hardiest, most tolerant of damp conditions, as well as the longest flowering. Produces violet-blue flowers.	H24-36" W14-18"	Spring-Fall Zone 3(-40°)	○ ● ☀️ 🐇
'Psfike' Little Trudy •A distinctively short, compact plant with a long season of bloom. A profusion of lavender-purple flower spikes are produced.	H6-12" W12-18"	Spring-Fall Zone 4(-30°)	○ ● ☀️ 🐇
racemosa 'Walker's Low' •Large, lavender-blue flowers. Keep trimmed to produce flowering all season.	H18-24" W18-24"	Spring-Fall Zone 3(-40°)	○ ● ☀️ 🐇

Oenothera *Evening Primrose* Open cup-shaped flowers on sprawling stems. Very tolerant of hot sites and any soil. Opens late in the day and closes before morning, attracting butterflies and moths.



berlandiera 'Siskiyou Pink' •Delicate, light-pink flowers. Great groundcover for dry slopes and other low-maintenance areas. Blooms in daytime. Can be invasive.	H8-12" W18-24"	Summer Zone 3(-40°)	○ ● ☀️ 🐇
caespitosa Tufted Evening Primrose *Native & Waterwise* •White to pink, tufted blooms with narrow-toothed, gray-green leaves.	H6-12" W6-12"	Summer Zone 4(-30°)	○ ☀️ 🏔️
macrocarpa ss. Incana 'Silver Blade' •Lemon yellow, 4 petaled flowers with silvery-green foliage.	H8-12" W15-18"	Summer Zone 3(-40°)	○ 🐇 ☀️ 🏔️
missouriensis 'Evening Sun' •Bright yellow flowers on silvery green foliage.	H3-6" W15-18"	Summer Zone 5(-20°)	○ 🐇 ☀️ 🐇
missouriensis Ozark Sundrops •This plant has large, 3" wide, deep yellow blooms with glossy, dark green foliage and is mildly fragrant.	H8-12" W16-20"	Summer Zone 3(-40°)	○ ☀️ 🐇
rhombipetala Fourpoint Primrose or Sand Primrose •Biennial, bright yellow wildflower, grows a low rosette of basal leaves.	H18-36" W16-20"	Summer-Fall Zone 5(-20°)	○ ●

Origanum Oregano










'Barbara Tingey' •This superb selection features aromatic, sage-green leaves covered in soft peach fuzz and showy bracts of pistachio-green and blush-pink that flaunt their charms all summer long. A sturdy plant for gravel gardens, pots and edges.	H6-12" W8-12"	Summer Zone 7(0°)	○ ● 🐇 ☀️ 🐇
libanoticum 'Hopflower' •Hundreds of pale green and blush colored paper-lantern-like bracts, dangle from arching wiry stems, each with a small rose-pink flower.	H10-18" W12-18"	Summer Zone 5(-20°)	○ 🐇 🐇 ☀️

Paeonia Peony Hardy perennial, 100 year old Peonies are not uncommon. The glossy dark green foliage is often tinted bronze on new growth and takes on reddish tones in the fall.








Coral Flowering

lactiflora 'Coral Charm' •Opulent, coral-pink, semi-double flowers top slender stems.	H30-36" W24-30"	Late Spring Zone 3(-40°)	
lactiflora 'Coral Sunset' •Large, semi-double blossoms with ruffled petals. Intense coral with rose overtones that gradually fade to pale ivory. Strong stemmed.	H24-36" W24-36"	Late Spring Zone3(-40°)	

Pink Flowering

lactiflora 'Amabilis' *NEW* •Pink double	H24-30" W30-36	Late Spring Zone 3(-40°)	
lactiflora 'Bowl of Beauty' •Japanese variety has an Anemone form. Fuchsia pink petals create a bowl around the ivory white centers.	H26-30" W24-36"	Late Spring Zone 3(-40°)	
lactiflora 'Dr. Alexander Fleming' •Big, double, fragrant, hot pink blooms.	H28-36" W18-20"	Late Spring Zone 3(-40°)	
lactiflora 'Monsieur Jules Eli' •Bubblegum pink with a double flower.	H30-40" W24-30"	Late Spring Zone 3(-40°)	
lactiflora 'Paula Fay' •Single deep pink with yellow stamens.	H31-33" W31-36"	Late Spring Zone 3(-40°)	
lactiflora 'Petite Renee' *NEW* •Semi-double carmine pink flowers.	H20-24" W30-36"	Late Spring Zone 3(-40°)	
lactiflora 'Sarah Bernhardt' •Pink with a double flower.	H30-40" W30-36"	Late Spring Zone 3(-40°)	
lactiflora 'Sorbet' •Single pink and blush blooms.	H24-36" H24-36"	Late Spring Zone 3(-40°)	
officinalis 'Rosea Plena' •Fragrant, double, rose-pink blooms.	H27-29" W29-35"	Late Spring Zone3(-40°)	

Red Flowering

lactiflora 'Adolphe Rousseau' *NEW* •Red shaded maroon double with very large blooms.	H31-35" W31-35"	Late Spring Zone 3(-40°)	
lactiflora 'Barbara' *NEW* •Cerise red double blooms.	H24-30" W30-36"	Late Spring Zone 3(-40°)	
lactiflora 'Flame' *NEW* •Single Japanese-style fiery scarlet-red petals with a contrasting yellow center.	H21-23" W23-29"	Late Spring Zone 3(-40°)	
lactiflora 'Inspector Lavergne' *NEW* •Ruby-red double blooms.	H18-24" W24-36"	Late Spring Zone 3(-40°)	
lactiflora 'Kansas' •Large, fully double, fuchsia-pink flowers bloom on exceptionally strong dark green stems.	H32-36" W20-24"	Late Spring Zone 3(-40°)	
lactiflora 'Karl Rosenfield' •Purple-red with a double flower.	H28-36" W24-36"	Late Spring Zone 3(-40°)	
lactiflora 'Many Happy Returns' *NEW* •Large warm red double blooms.	H18-24" W24-36"	Late Spring Zone 3(-40°)	








PERENNIALS













PERENNIAL
FAVORITES

lactiflora 'Red Charm' •Red flowers are made up of a single row of outer petals that surrounds an explosion of smaller and heavily ruffled petals.	H30-36" W24-30"	Late Spring Zone 3(-40°)	○ ● ✂
lactiflora 'Red Magic' •Twisted, feathered, deep red petals.	H28-36" W24-36"	Late Spring Zone 3(-40°)	○ ● ✂
lactiflora 'Red Sarah Bernhardt' *NEW* •Red version of the original Sarah. Double, fragrant bloom.	H28-36" W24-36"	Late Spring Zone 3(-40°)	○ ● ✂
lactiflora 'Winnifred Domme' *NEW* •Double red blooms	H24-30" W24-36"	Late Spring Zone 3(-40°)	○ ● ✂
officinalis 'Rubra Plena' •Fragrant, double red flowers.	H26-30" W28-36"	Late Spring Zone3(-40°)	○ ● ✂
White Flowering			
lactiflora 'Allen Rogers' •A mid-season, white double, with large, white flowers, packed with pure white petals and nicely fragrant. The plant is quite compact and is so sturdy that the flowers will remain upright in the rain.	H23-32" W24-36"	Late Spring Zone 3(-40°)	○ ● ✂
lactiflora 'Festiva Maxima' •Extremely fragrant, very large, double white flower with bright red flecks.	H28-32" W24-30"	Late Spring Zone 3(-40°)	○ ● ✂
lactiflora 'Duchesse de Nemours' •White with a double flower.	H18-24" W24-36"	Late Spring Zone 3(-40°)	○ ● ✂
lactiflora 'Krinkled White' *NEW* •Single white blooms with yellow centers.	H24-36" W24-36"	Late Spring Zone 3(-40°)	○ ● ✂
lactiflora 'Shirley Temple' •Blush-white with a double flower.	H30-32" W24-36"	Late Spring Zone 3(-40°)	○ ● ✂
officinalis 'Alba Plena' •Pure white.	H22-24" W28-36"	Late Spring Zone3 (-40°)	○ ● ✂
Papaver Iceland Poppy Short-lived perennial that usually self-seed and come back year after year. Plants form a low tuft of light green leaves, bearing large, satiny, lightly fragrant flowers on hairy stems.			
nudicaule 'Champagne Bubbles Mix' •Plants form a low tuft of light green leaves, bearing large orange, yellow, white and red satiny flowers for weeks on end.	H12-18" W14-18"	Spring Zone 3(-40°)	○ ● ✂
Spring Fever Series (nudicaule) Deeply cut, medium green, hairy foliage forms a basal mound in early spring. In April, flower spikes rise above the foliage, bearing a fat bud that opens to 2-3" diameter. One of the largest blooming Iceland Poppies on the market.			
'Mix' •Bright orange, red, white and yellow flowers with yellow stamens.	H10-12" W8-10"	Spring Zone 3(-40°)	○ ● ✂
'Orange' •Bright orange flowers with striking yellow stamens in the centers.	H10-12" W8-10"	Spring Zone 3(-40°)	○ ● ✂
'Red' •Large, brilliant red flowers with yellow stamens.	H10-12" W8-10"	Spring Zone 3(-40°)	○ ● ✂
'White' •Large, pure white flowers with yellow centers.	H10-12" W8-10"	Spring Zone 3(-40°)	○ ● ✂
'Yellow' •Large, bright yellow flowers.	H10-12" W8-10"	Spring Zone 3(-40°)	○ ● ✂

Papaver *Oriental Poppy* Oriental poppies are large with hairy basal coarse leaves with upward facing flowers 4-6" across on tall, upright stems.

orientale 'Allegro' •Scarlet-orange blooms with a black center and a compact habit.	H14-24" W12-18"	Late Spring Zone 3(-40°)	
orientale 'Beauty of Livermore' •Deep blood-red, ruffled blooms with a black, cone-like center.	H30-36" W18-24"	Late Spring Zone 3(-40°)	
orientale 'Brilliant' •Wildfire red blooms are borne on wiry stems.	H30-36" W18-24"	Late Spring Zone 3(-40°)	
orientale 'Coral Reef' •Rare variety with large, light coral-pink petals surrounding a black center.	H28-32" W18-24"	Late Spring Zone 3(-40°)	
orientale 'Prince of Orange' •Huge blossoms of tangerine grow on wiry stems.	H24-36" W18-24"	Late Spring Zone 3(-40°)	
orientale 'Queen Alexandra' *NEW* •The flowers have smooth rounded, bright salmon pink petals and deep black centers.	H30-32" W16-24"	Late Spring Zone 3(-40°)	
orientale 'Royal Wedding' •Large, white blossoms with a maroon-black eye.	H32-36" W18-24"	Late Spring Zone 3(-40°)	

Penstemon *Beardtongue* A large and diverse group of plants. Their showy, tubular flowers are usually held above the foliage in upright spikes. Utah is known as the Penstemon capital of the world with over 80 native varieties.

attenuatus 'Taperleaf' •Blooms blue to purple in mid-summer. Grows in dry meadows to moist rangelands. Prefers full sun.	H12-24" W212-24"	Mid-Summer Zone 4(-30°)	
barbatus 'Rondo Mix' •Sparkling jewel tones on 2' stalks, in shades of deep lavender, intense pinks and even some royal purples and blues.	H16-20" W12-18"	Late Spring Zone 3(-40°)	
barbatus coccineus 'Scarlet' *NEW* •Low mat of dark green foliage. Tubular scarlet flowers with gold beards bloom in early summer and repeats later in the year.	H12-18" W9-12"	Late Spring Zone 3(-40°)	
caespitosa 'Wagon Wheel Bluemat' •Tiny, spoon-like leaves sprout on prostrate stems that grow into circular, evergreen mats. Centimeter-long tubular flowers glow blue to lavender.	H1-2" W12-14"	Late Spring Zone 4(-30°)	
cardinalis 'Cardinal' •Dangling, rich red flowers	H12-36" W12-36"	Summer Zone 4(-30°)	
'Cherry Sparks' •Tiny, bright red bell-like flowers that rise above the foliage on slender stems. The blooms are larger and last twice as long as with other penstemon. These sun and heat lovers need plenty of light and good drainage.	H18-20" W16-18"	Spring-Summer Zone 5(-20°)	
comarrhenus 'Dusty' *NEW* •Pale blue to bluish purple clusters of flowers.	H24-36" 10-12"	Late Spring Zone 5(-20°)	
cyananthus <i>Wasatch</i> *Native & Waterwise* •Very showy, electric blue flowers. Glossy, dark green leaves.	H12-18" W10-24"	Late Spring Zone 4(-30°)	
cyaneus <i>Big Blue Beardtongue</i> *Native & Waterwise* •The flowers are blue, sometimes with a pinkish tinge. Foliage is a dark green with red-green stems.	H18-24" W12-16"	Late Spring Zone 4(-30°)	
davidsonii 'Davidson's' •Huge, lavender-pink flowers bloom over dark green, evergreen foliage.	H8-10" W12-15"	Late Spring Zone 4(-30°)	











































































PERENNIALS



PERENNIAL
FAVORITES

deustus 'Hot Rock' *NEW* •Creamy white to pale tan with distinctive purple lines. Prefers to grow in dry, hot, rocky habitats.	H18-24" W 12-18"	Summer Zone 4(-30°)	○ ● ☀
digitalis 'Dark Towers' •The glossy, bronze-red foliage is topped with masses of pink flowers in July and August. Tolerates high heat and humidity. This plant has darker foliage than Husker Red and retains the darkness.	H30-36" W24-30"	Late Spring Zone 3(-40°)	○ ● ☀ ☞ ✂
digitalis 'Husker Red' •Striking maroon-red foliage with a dark green underlay. White flowers with a tinge of light pink are borne on strong, upright stems.	H30-36" W18-24"	Summer Zone 3(-40°)	○ ● ☀ ☞ ☀ ✂
eatonii 'Firecracker' *Native & Waterwise* •Striking fire engine red flowers are contrasted by dark green leaves. Very adaptable, as long as the soil is well drained.	H18-24" W14-16"	Late Spring Zone 3(-40°)	○ ● ☀ ☞ ☀ ▲
glaber 'Sawsepal' *NEW* •Purple blooms with pink throats with large leathery bright green leaves.	H12-24" W6-8"	Late Spring Zone 3(-40°)	○ ● ☀ ☞ ☀ ▲
heterophyllus 'Electric Blue' *Native & Waterwise* •Flowers are an intense blue with an interesting purple-blush at the stems. Glossy green foliage.	H12-18" W10-14"	Late Spring Zone 4(-30°)	○ ● ☀ ☞ ✂ ▲
hybrid mexicali 'Carolyn's Hope' •Forms a bushy clump of narrow green leaves and short spikes of pink with white throated trumpet flowers.	H12-18" W12-18"	Summer Zone 5(-20°)	○ ● ☀ ☞ ☀ ✂
hybrid mexicali 'Pike's Peak Purple' •Forms a bushy clump of narrow green leaves, with short spikes of purple trumpet flowers.	H12-18" W8-16"	Summer Zone 4(-30°)	○ ● ☀ ☞ ☀ ✂
hybrid mexicali 'Psmyers' Shadow Mountain •Forms a bushy clump of narrow green leaves, with short spikes of lavender trumpet flowers.	H18-24" W14-18"	Summer Zone 4(-30°)	○ ● ☀ ☞ ☀ ✂
hybrid mexicali 'Red Rocks' •Forms a bushy clump of narrow green leaves, with short spikes of red trumpet flowers.	H14-18" W8-16"	Summer Zone 4(-30°)	○ ● ☀ ☞ ☀ ✂
hybrid mexicali 'Windwalker Garnet' •Forms a bushy clump of narrow green leaves, with short spikes of ruby red with striped throat trumpet flowers.	H18-24" W12-18"	Summer Zone 5(-20°)	○ ● ☀ ☞ ☀ ✂
linariodes coloradoensis Silvertown Bluemat *Native & Waterwise* •Silvery, evergreen leaves that persist even through the winter months. Flowers are a lavender-blue and close to the foliage. Plant Select.	H8-12" W10-16"	Late Spring Zone 4(-30°)	○ ● ☀ ☞ ☀ ▲
pachyphyllus 'Thickleaf' *NEW* •Blue flowered. Leaves are fleshy, bluish-green in color.	H18-24" W10-12"	Late Spring Zone 3(-40°)	○ ☀ ▲
palmeri Palmer *Native & Waterwise* •Blue-green foliage that bears a fragrant pink flower on tall stalks.	H48-60" W12-36"	Late Spring Zone 3(-40°)	○ ● ☀ ☞ ☀ ▲
parryi 'Parry's' Penstemon •Bright pink flowers with narrow, bluish foliage.	H24-36" W12-24"	Spring-Summer Zone 7(10°)	○ ☀ ☀
pinifolius 'Half Pint' •A profusion of scarlet-red, trumpet flowers that bloom right above a tidy mound of soft, needle-like foliage. Deadhead in the fall. This plant is from Arizona and New Mexico and likes it hot.	H8-10" W8-12"	Summer-Fall Zone 4(-30°)	○ ☞ ☀
pinifolius 'Mersea's Yellow' Pine Leaf *Native & Waterwise* •The evergreen, needle-like foliage grows on short, shrubby, compact plants. The yellow trumpet shaped flowers are 3/4" long.	H10-12" W10-16"	Mid Summer-Fall Zone 4(-30°)	○ ● ☀ ☞ ☀ ▲



pinifolius Pine Leaf *Native & Waterwise* •This long-lived perennial produces green needle-like foliage. The red trumpet shaped blooms are 3/4" long.	H12-18" W12-18"	Mid Summer-Fall Zone 4(-30°)	    
pinifolius 'SteppeSuns Sunset Glow' •Steppe means semiarid region. This plant is decidedly smaller than many other penstemons. Produces soft orange flowers.	H12-18" W18-24"	Mid Summer-Fall Zone 4(-30°)	    
pseudospectabilis 'Coconino County' *Native & Waterwise* •Showy, hot pink, 2" flowers are contrasted by triangular, blue-green, serrated foliage.	H36-60" W12-18"	Late Spring Zone 4(-30°)	    
rostriflorus Bridges Beardtongue *Native & Waterwise* •Scarlet nodding flowers at the end of slender, dark green stems, with narrow green leaves. Plant Select.	H24-36" W14-18"	Late Spring Zone 4(-30°)	    
strictus Rocky Mountain Beardtongue *Native & Waterwise* •Purple-blue flowers with a mat of shiny, evergreen leaves. Native Root Selection.	H24-30" W24-36"	Late Spring Zone 3(-40°)	    
venustus Venus Beardtongue *Native & Waterwise* •The leaves are dark green and finely serrated or toothed. The blooms are light violet to violet-purple.	H12-24" W12-16"	Late Spring Zone 3(-40°)	    
whippleanus Whipple's Beardtongue *Native & Waterwise* •Foliage is bright green and a thinner texture than most penstemons. Flowers are a dark purple on tall stems and very showy.	H18-24" W6-12"	Late Spring Zone 3(-40°)	    
xylus (tusharensis) 'Tushar Blue' •Prostrate, bonsai-like plants with blue-gray, tiny, round leaves, edged in maroon. They produce violet-blue flowers. These are very rare plants, a true Utah Penstemon.	H4-6" W10-15"	Late Spring-Summer Zone 4(-30°)	  
Rock Candy Series (barbatus) Small, compact flower spikes			
'Blue' •Bluish purple flowers.	H10-12" W10-12"	Summer Zone 5(-20°)	   
'Light Pink' •Light pink	H10-12" W10-12"	Summer Zone 5(-20°)	   
'Pink' •Bright pink with a white throat.	H10-12" W10-12"	Summer Zone 5(-20°)	   
'Purple' •Purple with lighter purple throat.	H10-12" W10-12"	Summer Zone 5(-20°)	   
'Ruby' •Deep pink with a white throat.	H10-12" W10-12"	Summer Zone 5(-20°)	   
Perovskia Russian Sage Not really a sage at all, but has a very sage-like scent and color. Forms an upright bush of fine-textured gray-green leaves that are fragrant.			
atriplicifolia Russian Sage •Spikes of rich, violet-blue flowers.	H36-48" W24-36"	Late Summer-Fall Zone 4(-30°)	   
atriplicifolia 'Blue Jean Baby' •Plant forms a bushy, upright clump of gray-ish leaves that are lacy, fragrant and produce spikes of rich, violet-blue flowers.	H28-34" W32-36"	Late Summer-Fall Zone 4(-30°)	   
atriplicifolia 'Blue Steel' •Rich, lavender-blue spikes.	H18-36" W14-27"	Late Summer-Fall Zone 5(-20°)	   
atriplicifolia 'Bluesette' *NEW* •Lavender blue. After blooming, cut back for rebloom.	H14-22" W14-24"	Summer-Fall Zone 4(-30°)	   

































































PERENNIALS



PERENNIAL
FAVORITES

atriplicifolia 'Crazy Blue' •Upright bush of fine-textured gray-green leaves that are fragrant. The bloom is a nice blue.	H18-24" W18-24"	Summer-Fall Zone 4(-30°)	○ ☞☹☛
atriplicifolia 'Lacey Blue' •Lavender-blue flowers.	H18-24" W18-24"	Late Summer-Fall Zone 5(-20°)	○ ☞☹☛
atriplicifolia 'Prime Time' •Lavender blue	H30-36" W24-30"	Late Summer-Fall Zone 4(-30°)	○ ☞☹☛
'Little Spire' •Short, upright habit with small, narrow, gray-green leaves that compliment the long-lived lavender-blue flowers.	H18-24" W24-30"	Late Summer-Fall Zone 5(-20°)	○ ☞☹☛
Philadelphus Mock Orange			
lewisii 'Cheyenne' *NEW* •Large, woody, erect to spreading shrub with many stems and branches. Fragrant.	H72-90" W60-72"	Late Spring Zone 3(-40°)	○☞ ☛▲
lewisii 'Lewis' *Native & Waterwise* •Large, woody, erect and spreading shrub with many stems and branches. Stems have fragrant white flowers that have yellow stamens.	H36-108" W96-120"	Late Spring Zone 4(-30°)	○●▲
microphyllus 'Desert Snow' Littleleaf •Fine-textured green foliage with cascading habit, Fragrant citrus scented flowers are white and can be very showy in full bloom.	H48-72" W30-36"	Late Spring Zone 4(-30°)	○● ☛▲
Phlomis False Sage			
cashmeriana 'Cashmere Sage' *NEW* •A beautiful plant with showy spires of bright lavender-pink flowers.	H30-36" W18-24"	Early Summer Zone 4(-30°)	○● ☞☹☛✂
Phlox These plants range in form from low creeping alpiners to tall border plants. All are selections or hybrids of native North American wildflowers.			
interspecific 'Woodlander Lilac' •Large, abundant flowers of pink, lavender and white. Evergreen groundcover.	H6-9" W12-15"	Early Spring Zone 4(-30°)	○● ☞☹
interspecific 'Woodlander Pink' •Large dark pink flowers. Evergreen groundcover.	H6-9" W12-15"	Early Spring Zone 4(-30°)	○● ☞☹
interspecific 'Woodlander Purple' *NEW* •Light blush purple	H6-9" W12-15"	Early Spring Zone 4(-30°)	○● ☞☹
interspecific 'Woodlander Rose' •Large lighter pink flowers with a dark eye. Evergreen groundcover.	H6-9" W12-15"	Early Spring Zone 4(-30°)	○● ☞☹
Flame Series Dwarf, compact cultivars with a bushy habit. The flowers are large and fragrant.			
'(Pro) Lilac' •Lilac pink	H12-18" W8-10"	Summer Zone 4(-30°)	○●☞
Garden Girls Series Showy, large clusters of flowers. Bright green foliage is mildew resistant. Excellent rebloom through late summer. Fragrant.			
'Cover Girl' *NEW* •Lavender purple with a white halo at center.	H24-32" W18-24"	Mid to Late Summer Zone 3(-40°)	○● ☞✂
'Dream Girl' *NEW* •Bright lavender pink with white eyes.	H24-32" W18-24"	Mid to Late Summer Zone 3(-40°)	○● ☞✂
'Fancy Girl' *NEW* •Soft pink with dark pink eye.	H24-32" W18-24"	Mid to Late Summer Zone 3(-40°)	○● ☞✂



'Glamour Girl' *NEW* •Hot coral pink	H24-32" W18-24"	Mid to Late Summer Zone 3(-40°)	   
'Material Girl' *NEW* •Rich fuchsia-pink flowers.	H24-32" W18-24"	Mid to Late Summer Zone 3(-40°)	   
Ka-Pow Series (paniculata) Garden Phlox Excellent uniform branching with a compact habit. Mildew resistant and longer than normal bloom time compared with other paniculatas.			
'Lavender' •Medium rosy lavender	H16-18" W14-16"	Summer Zone 4(-30°)	   
'Pink' •Dark rosy pink	H16-18" W14-16"	Summer Zone 4(-30°)	   
'Purple' •Purplish pink	H16-18" W14-16"	Summer Zone 4(-30°)	   
'White' •Solid white	H16-18" W14-16"	Summer Zone 4(-30°)	   
'White Bicolor' •White with a dark rosy eye.	H16-18" W14-16"	Summer Zone 4(-30°)	   
Sweet Summer Series (paniculata) Large, fragrant blooms. This series has a strong disease resistance.			
'Fantasy Purple Bicolor' •White with a lavender purple edge.	H18-24" W12-18"	Summer Zone 4(-30°)	 
'Fireball Red' •Dark red	H18-24" W12-18"	Summer Zone 4(-30°)	 
'Pink Wink' •Light pink with a darker pink eye.	H18-24" W12-18"	Summer Zone 4(-30°)	 
'QueenSalmon Orange Dark Eye' •Light salmon petals with a darker eye.	H18-24" W12-18"	Summer Zone 4(-30°)	 
'Snow White' •Solid white	H18-24" W12-18"	Summer Zone 4(-30°)	 
'Surprise Violet White' *NEW* •Purple with a white eyezone.	H18-24" W12-18"	Summer Zone 4(-30°)	 
Creeping Phlox These plants are short, semi-evergreen ground covers. They become semi-woody with age. They have a prostrate mat growth habit. The flowers cover the entire plant.			
subulata 'Amazing Grace' •White with a dark pink center.	H4-6" W12-18"	Early Spring Zone 4(-30°)	  
subulata 'Candy Stripe' •Pink with white stripes.	H4-6" W12-18"	Early Spring Zone 4(-30°)	  
subulata 'Crimson Beauty' •Bright, rosy-red flowers; medium-fast growth rate.	H4-6" W12-18"	Early Spring Zone 4(-30°)	  
subulata 'Drummon's Pink' •Deep green foliage with a tighter form and larger flowers. Produces dark pink flowers that are lightly fragrant.	H4-6" W12-18"	Early Spring Zone 4(-30°)	  
subulata 'Emerald Cushion Blue' •Masses of pale, lavender-blue flowers with a blue eye.	H4-6" W12-18"	Early Spring Zone 4(-30°)	  
subulata 'Emerald Pink' •Compact, long flowering plant of pink flowers with a hot pink eye and dark green, glossy foliage.	H4-6" W12-18"	Early Spring Zone 4(-30°)	  
subulata 'Eye Candy' •Pink with dark pink eye	H4-6" W18-20"	Early Spring Zone 4(-30°)	  
subulata 'Eye Caramba' •Pink with pink eye	H4-6" W30-32"	Early Spring Zone 4(-30°)	  

PERENNIALS



PERENNIAL
FAVORITES













subulata 'Eye Shadow' •Light purple with purple eye	H4-6" W18-20"	Early Spring Zone 4(-30°)	○ ● ♀
subulata 'Fort Hill' •Slightly fragrant, deep pink petals with a dark eye.	H4-6" W12-18"	Early Spring Zone 4(-30°)	○ ● ♀
subulata 'Phlox Trot Pink' •Pink	H4-6" W14-18"	Early Spring Zone 4(-30°)	○ ● ♀
subulata 'Purple Beauty' •Forms a tight, compact mound completely covered in light purple flowers.	H4-6" W12-18"	Early Spring Zone 4(-30°)	○ ● ♀
subulata 'Red Wing' •Deep crimson flowers have dark centers.	H4-6" W12-18"	Early Spring Zone 4(-30°)	○ ● ♀
subulata 'Scarlet Flame' •Vibrant red	H4-6" W12-18"	Early Spring Zone 4(-30°)	○ ● ♀
subulata 'Snowflake' •Compact, tight, rounded cushion of pure white flowers.	H4-6" W12-18"	Early Spring Zone 4(-30°)	○ ● ♀
subulata 'Violet Pinwheels' *NEW* •Violet Purple	H4-6" W12-18"	Early Spring Zone 4(-30°)	○ ● ♀
GoldiPhlox Series These phlox range in form from low creeping alpine to tall border plants.			
'Cherry' •Pink	H3-8" W12-18"	Early Spring Zone 3(-40°)	○
'Light Blue' •Sky Blue	H4-6" W12-24"	Early Spring Zone 3(-40°)	○
'Rose' •Rose-pink	H4-6" W12-24"	Early Spring Zone 3(-40°)	○
'White' • Snow-white	H4-6" W12-24"	Early Spring Zone 4(-30°)	○
Physocarpus Mallow Ninebark Vase-shaped, deciduous shrub with exfoliating bark and foliage.			
malvaceous 'Mallow Ninebark' •Clustered white blooms with yellow centers. Fall foliage ranges from intense red to subtle rose-brown.	H36-54" W24-36"	Summer Zone 4(-30°)	○ ● ♀
Physostegia Obedient Plant Plants have tall wand-like spikes of flowers that can be positioned the way an arranger likes and they'll hold that shape, hence the name 'Obedient Plant'. Leaves and flowers grow on distinctly square stems.			
virginiana 'Miss Manners' •The stiff, square stems end in dense spikes of pure white, snapdragon-like flowers. Clump forming and doesn't spread throughout the garden.	H20-24" W18-24"	Late Summer-Fall Zone 4(-30°)	○ ● ♀ ♂ ✂
Platycodon Balloon Flower Long-lived and trouble free. Interesting balloon-like buds which burst into star-shaped flowers.			
Astra Series (grandiflora) These plants have a compact, uniform habit, exceptional branching with thick flower petals. The dwarf plants have flowers that measure 1 1/2 to 2 1/2" across.			
'Blue' •Thick flower petals make for long-lasting periwinkle blue blossoms.	H8-10" W8-16"	Summer Zone 4(-30°)	○ ● ♂
'Pink' •Soft pink blooms. Will re-bloom if deadheaded.	H8-10" W8-16"	Summer Zone 4(-30°)	○ ● ♂
'Semi-Double Blue' •Semi-double dark blue	H8-10" W8-16"	Summer Zone 4(-30°)	○ ● ♂
'Semi-Double Pink' •Semi-double pink	H8-10" W8-16"	Summer Zone 4(-30°)	○ ● ♂
'Semi-Double White' •Semi-double white	H8-10" W8-16"	Summer Zone 4(-30°)	○ ● ♂
'White' •Pure white blooms	H8-10" W8-16"	Summer Zone 4(-30°)	○ ● ♂

LEGEND: ♀=Pollinator • ✂=Cut Flower • ♀=Drought Resistant • ♂=Deer Resistant





























▲=Native/Waterwise • ○=Full Sun • ◐=Part Sun • ●=Full Shade • H=Height • W=Width


























Pop Star Series Produces giant star-shaped flowers.

'Blue' •Blue	H6-8" W10-12"	Summer Zone 3(-40°)	   
'Pink' •Pale Pink	H6-8" W10-12"	Summer Zone 3(-40°)	   
'White' •Pure white	H6-8" W10-12"	Summer Zone 3(-40°)	   

Polemonium *Jacob's Ladder* Distinctive divided leaves consisting of delicate leaflets are displayed as a ladder effect on either side of the stems.

boreale 'Heavenly Habit' •Forms a neat compact clump of glossy, fern-like green foliage topped by fragrant blue blossoms with a yellow halo and white eye.	H10-12" W12-18"	Summer Zone 4(-30°)	    
caeruleum 'Brize d'Anjou' •Violet-blue with green and white variegated foliage.	H16-24" W8-18"	Summer Zone 4(-30°)	    
'Bressingham Purple' •Forms a lush mound of deep green, ferny foliage which takes on dark purple tones in the spring and fall. Rich deep blue flowers bloom on burgundy stems.	H24-30" W10-12"	Summer Zone 3(-40°)	    
pulcherrimum 'Golden Feathers' •Show-stopping color for a shade garden with this exciting golden variegated variety. Bluish-purple flowers are a bonus in the late spring to summer months.	H6-8" W12-18"	Late Spring-Summer Zone 5(-20°)	  
reptans 'Stairway to Heaven' •Light blue with green and white variegated foliage.	H12-24" W8-18"	Summer Zone 4(-30°)	    
reptans 'Touch of Class' •Fine texture of lacy variegated foliage that forms a low mound. The foliage is green with a narrow bright white edge. Pink buds open to pale blue flowers.	H10-14" W12-16"	Late Spring-Summer Zone 3(-20°)	    

Potentilla *Cinquefoil* Flowers develop on new growth, cut back each year for more blooms. Wild rose-shaped flowers. Strawberry-like foliage.

anserina 'Silverweed' *NEW* •Flowers are yellow with 5 rounded petals and many short yellow stamens clustered in the center.	H2-8" W12-36"	Early Summer Zone 4(-30°)	  
gracilis 'Slender' *NEW* •Vigorous multi-stemmed, slender perennial. Blooms a bright yellow.	H18-24" W18-24"	Early Summer Zone 3(-40°)	    
'Arc-en-Ciel' •Orange-red with a double flower.	H12-18" W10-12"	Early Summer Zone 4(-30°)	  
'Mont d'Or' •Large golden, semi-double flowers with dark green toothed foliage.	H18-24" W18-24"	Early Summer Zone 4(-30°)	  
nepalensis 'Ron McBeath' •Pink with a crimson center.	H10-12" W12-24"	Early Summer Zone 3(-40°)	  
'Red Giant' •Large red flowers above dark green foliage.	H12-14" W12-24"	Early Summer Zone 3(-40°)	  
tonguei 'Staghorn Cinquefoil' •Apricot with a deep red center.	H12-16" W12-16"	Early Summer Zone 4(-30°)	  

PERENNIALS



PERENNIAL
FAVORITES

Primula *Primrose* Plant in moist, well drained soils. Great for shaded borders. Fully double, fragrant flowers in rich colors bloom profusely throughout the season.

vulgaris 'Oakleaf Blue' •Deep blue with yellow eye	H6-12" W6-12"	Spring Zone 5(-20°)	☾ ● 🐝
vulgaris 'Oakleaf Magenta' •Oak shaped leaves with star shaped flowers. Has a long bloom period starting in late winter. The flowers bloom magenta with a yellow eye.	H6-12" W6-12"	Spring Zone 5(-20°)	☾ ● 🐝
vulgaris 'Oakleaf White' •White with yellow eye	H6-12" W6-12"	Spring Zone 5(-20°)	☾ ● 🐝
vulgaris 'Oakleaf Yellow Picotee' •Vigorous with a compact habit and extended bloom time. Flowers are yellow with a red edge that rise over oak shaped leaves.	H12-18" W12-14"	Spring Zone 5(-20°)	☾ ● 🐝

Belarina Series

'Amethyst Ice' *NEW* •Double violet flowers with a white edge.	H6-8" W8-12"	Spring Zone 4(-30°)	● ☾ 🐝
'Buttercup' *NEW* •Double, fragrant flowers that bloom rich, buttery yellow.	H6-8" W8-12"	Spring Zone 4(-30°)	● ☾ 🐝
'Candy Frost' *NEW* •Pink with white at the base of each petal and edged in white.	H6-8" W8-12"	Spring Zone 4(-30°)	● ☾ 🐝
'Carmen' *NEW* •Large, double red, highly fragrant flowers.	H6-8" W8-12"	Spring Zone 4(-30°)	● ☾ 🐝
'Day-Glo Yellow' *NEW* •Bright double solid yellow blooms.	H6-8" W8-12"	Spring Zone 4(-30°)	● ☾ 🐝
'Double Sunrise Ruby' *NEW* •Ruby red flower cluster with gold edges.	H6-8" W8-12"	Spring Zone 4(-30°)	● ☾ 🐝
'Lively Lilac' *NEW* •Large, double lilac and white petals. Fragrant.	H6-8" W8-12"	Spring Zone 4(-30°)	● ☾ 🐝
'Pink Ice' *NEW* •Pale pink	H6-8" W8-12"	Spring Zone 4(-30°)	● ☾ 🐝
'Purple Dawn' *NEW* •Clusters of double purple and white petals.	H6-8" W8-12"	Spring Zone 4(-30°)	● ☾ 🐝
'Ruby Champagne' *NEW* •Large double blooms of ruby red petals edged in white.	H6-8" W8-12"	Spring Zone 4(-30°)	● ☾ 🐝
'Vanilla' *NEW* •Large double cream flowers.	H6-8" W8-12"	Spring Zone 4(-30°)	● ☾ 🐝













Prunella *Self Heal* Short, upright plant with medium green foliage and snapdragon-like flowers. Very low maintenance and evergreen.

grandiflora 'Bella Blue' •Dark blue flowers appear on a dense, mounding mat.	H6-8" W8-10"	Early Summer Zone 5(-20°)	● ☾ 🐝 🦌
vulgaris v. lanceolata *NEW* •Purple hooded flowers with white centers.	H2-6" W12-18"	Early Summer Zone 4(-30°)	○ ☾ 🐝 ▲



Prunus *Western Sandcherry*

besseyi <i>Western Sandcherry</i> *NEW* •Small white flowers in late spring; leaves are gray-green in summer, sweet, edible purplish black fruits.	H48-72" W48-72"	Summer Zone 3(-40°)	○ ▲
--	--------------------	------------------------	-----





Pulmonaria Lungwort A fine, mildew resistant plant with a strong upright habit. Heat and humidity tolerant. Leaves give rise to profuse clusters of flowers.

'Nova Cobalt' *NEW* •Dark green foliage with deep cobalt blue flowers.	H10-12" W12-18"	Spring Zone 4(-30°)	 
'Raspberry Frost' *NEW* •Variegated foliage with red flowers.	H8-10" W12-18"	Spring Zone 4(-30°)	 
'Raspberry Splash' •Raspberry blooms with silver spotting on dark green, fuzzy foliage.	H8-12" W18-24"	Spring Zone 4(-30°)	 
'Shrimps on the Barbie' •Amazing number of large, deep, shrimp-pink flowers; foliage is green with prominent white spots.	H6-18" W18-24"	Spring Zone 4(-30°)	 
'Silver Bouquet' •Large coral to pink to violet flowers. It has very short stems from flower to foliage. Spectacular silver foliage.	H8-10" W14-22"	Spring Zone 4(-30°)	 
'Trevi Fountain' •Cobalt blue with silver spotting on dark green, fuzzy foliage.	H8-12" W18-24"	Spring Zone 4(-30°)	 



Pulsatilla Pasque Flower These plants grow ornamental clumps of low growing, deeply cut, silky, hairy green leaves. Bell shaped solitary flowers appear atop thick stems before the foliage emerges. Foliage begins to grow as the flowers fade. Blooms are replaced by silvery, downy seedheads which are quite showy. Doesn't like to be transplanted.

vulgaris Pasque Flower •Wine-purple with yellow centers.	H6-10" W8-18"	Early Spring Zone 4(-30°)	 
--	------------------	------------------------------	--








Purshia Bitterbrush

mexicana Cliffrose *Native & Waterwise* •White, fragrant flowers with yellow stamens and tiny, blue-green leaves that are sticky to the touch. Great Basin native. Prefers dry, rocky soil.	H96-240" W36-60"	Spring-Summer Zone 4(-30°)	 
tridenata Antelope Bitterbrush *NEW* •Native to mountainous areas of Western North America. Leaves can vary in color from gray-green to bright green. Flowers are small, fragrant and vary from white to yellow in color.	H48-144" W24-120"	Ready by Fall Zone 3(-40°)	 

Ranunculus Persian Buttercups The bowl-shaped, tightly packed petals are reminiscent of tissue paper flowers.

'Sprinkles Mix' •Plants have fine-cut foliage and produce vibrant flowers with fine papery petals that resemble peonies in variety of colors (yellow, white, orange and red). Life bulbs in fall.	H10-15" W4-5"	Spring Zone 8(10°)	 
---	------------------	-----------------------	--

Rhus Sumac

aromatica 'Gro Low' Fragrant Sumac *Native & Waterwise* •A low spreader with glossy green foliage and superb orange-red color. A low maintenance groundcover.	H18-24" W60-96"	Spring Zone 3(-40°)	  
trilobata 'Autumn Amber' Prostrate Sumac •This prostrate form has a trailing habit. This extremely cold hardy plant covers a lot of ground and is useful for erosion control. The fall foliage is spectacular, displaying various shades of orange and red. Clusters of yellow flowers emerge in the spring before the plant leafs out.	H10-14" W60-72"	Late Spring Zone 3(-40°)	 
trilobata 'Three Leaf' Oakleaf Sumac •This is a 3-season show as it goes from small yellowish flowers in the spring, to glossy, 3-lobed aromatic leaves in the summer, to orange to purplish fall hues, followed by round winter berries dressed in deep red velvet. The leaves have a strong odor when crushed, leading to another common name, Skunkbush Sumac.	H36-48" W72-94"	Spring Zone 4(-30°)	 

PERENNIALS



PERENNIAL
FAVORITES

Rudbeckia Black-eyed Susan These easy-to-grow perennials have golden, daisy-like flowers with black or purple centers. Rudbeckia's bright, summer-blooming flowers give the best effect when planted in masses in a border or wildflower meadow. Some species also have attractive gray-green foliage. In general, Rudbeckias are relatively drought-tolerant and disease-resistant.

'Denver Daisy' •Yellow with a bronze center.	H18-28" W10-24"	Summer-Early Fall Zone 5(-20°)	○ ♀ ✂
fulgida 'American Gold Rush' •Yellow-gold with dark cones bloom in summer. Deadhead spent flowers to encourage additional blooms.	H18-26" W24-40"	Summer Zone 4(-30°)	○ ● ♀ ☼
fulgida 'Goldsturm' •Long season of bloom and a sturdy, upright habit. The gold daisy-like flowers have a distinct dark brown central cone and are held on branching stems.	H18-30" W18-24"	Summer-Early Fall Zone 3(-40°)	○ ♀ ✂ ☼
fulgida 'Little Goldstar' •Dwarf variety with similar characteristics to Goldsturm, but flowering yellow. This variety is well branched and compact, only reaching knee height.	H14-16" W14-16"	Summer-Early Fall Zone 3(-40°)	○ ♀ ✂ ☼
fulgida v. sullivantii 'Goldblitz' *NEW* •Large golden daisy centered with a deep brown, green, or black eye.	H24-28" W14-18"	Summer Zone 3(-40°)	○ ♀ ✂
hirta 'Amerillo Gold' *NEW* •Bushy compact habit that produces gold petals with a green cone.	H12-18" W12-14"	Summer Zone 5(-20°)	○ ♀
hirta 'Autumn Colors' •Yellow, orange and rust colors.	H18-24" W12-18"	Summer Zone 5(-20°)	○ ♀
hirta 'Marmalade' •Golden orange	H18-24" W12-18"	Summer Zone 5(-20°)	○ ♀
hirta 'Pawnee Spirit' *NEW* •Early, uniform flowering. Gold flowers with uniform, dark centers.	H15-24" W12-18"	Late Spring Zone 5(-20°)	○ ♀
hirta 'Sahara' *NEW* •Large, mostly double flowers bloom dusty rose, copper, amber and russett with dark chocolate cone.	H18-24" W12-18"	Summer-Fall Zone 5(-20°)	○ ● ♀ ☼ ✂
triloba 'Blackjack Gold' •Rounded petals of yellow-gold with a black cone.	H24-36" W18-24"	Summer-Early Fall Zone 3(-40°)	○ ♀ ✂
Sunbeckia Series This series is known for its large flowers and long-lasting blooms.			
'Carolina' •Golden	H14-16" W14-16"	Summer Zone 7(0°)	○ ● ♀ ✂
'Juliana' •Yellow	H14-16" W14-16"	Summer Zone 7(0°)	○ ● ♀ ✂
'Laura' •Golden yellow	H14-18" W12-16"	Summer Zone 7(0°)	○ ● ♀ ✂
'Luna' •Deep gold with yellow tips	H14-18" W12-16"	Summer Zone 7(0°)	○ ● ♀ ✂
'Maya' •Yellow with dark yellow eye	H14-18" W12-16"	Summer Zone 7(0°)	○ ● ♀ ✂
'Mia' •Dusty orange with yellow tips	H14-18" W12-16"	Summer Zone 7(0°)	○ ● ♀ ✂
'Sophia' •Large yellow flowers with a dark cone.	H14-16" W14-16"	Summer Zone 7(0°)	○ ● ♀ ✂

LEGEND: ♀=Pollinator • ✂=Cut Flower • ☼=Drought Resistant • ☼=Deer Resistant
▲=Native/Waterwise • ○=Full Sun • ◐=Part Sun • ●=Full Shade • H=Height • W=Width



Sagina Moss An extremely popular groundcover plant. This forms a very low moss-like carpet that produce tiny white flowers. Excellent for filling in between the cracks of flagstone paving or in the rock garden.

subulata 'Aurea' Scotch Moss •White flowers with bright lime-green foliage.	H2-4" W14-18"	Late Spring Zone 4(-30°)	○ ●
subulata Irish Moss •White flowers with dark green foliage.	H2-4" W14-18"	Late Spring Zone 4(-30°)	○ ●

Salvia Sage Large and diverse group of hardy and tender perennials, annuals and herbs. Fairly drought tolerant. Bright tubular flowers form on large showy spikes. Foliage is usually aromatic.

'Amistad' •Large, rich royal purple flowers.	H36-50" W36-48"	Summer-Fall Zone 5(-20°)	○ ☞ ☜ ☹
greggii 'Furmann's Red' •Soft green leaves with loose clusters of magenta-red flowers.	H18-24" W12-18"	Summer Zone 5(-20°)	○ ☞
greggii 'Wild Thing' •Stunning coral-pink blooms with dark green foliage.	H16-20" W12-14"	Summer Zone 6(-10°)	○ ☞
nemerosa 'Blue By You' •Deep violet-blue flowers and first-year flowering. Compact, heavy repeat blooming with deadheading.	H18-20" W18-20"	Early Summer Zone 4(-30°)	○ ☞ ☹
nemerosa 'Blauhugel' Blue Hills •Light blue	H16-20" W18-24"	Summer Zone 4(-30°)	○ ☞ ☹
nemerosa 'Caradonna' •This variety has a rigidly upright habit and dark purple flower stems which accentuate the bright violet-blue flowers.	H18-24" W12-24"	Summer Zone 3(-40°)	○ ☞ ☜ ☹
nemerosa 'Caramia' •Dark stems produce dark blue blooms. Compact, upright habit with good branch structure. Flowers in its first year.	H14-18" W6-10"	Summer Zone 4(-30°)	○ ☞ ☜ ☹
nemerosa 'Mainacht' May Night •Produces dense spikes of deep violet-purple flowers.	H18-24" W18-24"	Summer Zone 3(-40°)	○ ☞ ☜ ☹
nemerosa 'Marcus' •A dwarf salvia with deep rich purple color, outstanding compact habit and incredible bloom time.	H10-12" W8-12"	Summer Zone 3(-40°)	○ ☞ ☜ ☹
nemerosa 'Ostfriesland' East Friesland •Heavy flowering of vivid violet-purple spikes over a nicely textured leaf.	H16-24" W8-18"	Summer Zone 3(-40°)	○ ☞ ☜ ☹
nemerosa 'Sallyrosa April Night' •Dark purple blooms. Blooms earlier and longer than others of its species. Dwarf variety that is strong, drought and mildew-tolerant.	H12-14" W12-14"	Summer-Fall Zone 5(-20°)	○ ☞ ☜ ☹
nemerosa 'Schneehugel' Snow Hill •An exceptionally long bloomer with numerous spikes of bright white flowers set against gray-green foliage.	H12-18" W12-18"	Summer Zone 3(-40°)	○ ☞ ☜ ☹
pachyphylla Mojave Sage *Native & Waterwise* •Intensely aromatic evergreen foliage. Silver-green leaves set off persistent mauve bracts that surround a rose flower.	H30-36" W24-36"	Summer-Fall Zone 5(-20°)	○ ☞ ☹ ▲

Marvel Series (nemerosa) This series flaunts ultra large flowers. The scented foliage helps keep deer and rabbits from nibbling.

'Blue' •Large spikes of deep blue flowers.	H12-18" W12-18"	Summer Zone 4(-30°)	○ ☞ ✂ ☹
'Rose' •Rose pink	H12-18" W12-18"	Summer Zone 4(-30°)	○ ☞ ✂ ☹
'Sky Blue' •Light blue flowers that require little to no maintenance.	H12-16" W12-18"	Summer Zone 4(-30°)	○ ☞ ✂ ☹



Sambucus *Elderberry*

cerulea 'Blue Elderberry' *Native & Waterwise*

•Develops dark blue-red berry clusters in fall. Adapts to most soils, easy to grow. A coarse species of elderberry, sometimes approaching the size and habit of a tree, normally with several stems from the base. Bloom time April to June. The leaves, green fruits, and stems are poisonous.

H180-300"
W100-120"

Late Spring-Summer
Zone 4(-30°)



Santolina

chamaecyparissus 'Gray Lavender' Gray Lavender Cotton

•Fragrant, dense mound with grayish-silver foliage. Bright yellow flowers.

H12-18"
W24-36"

Summer
Zone 6(-10°)



virens 'Lemon Fizz'

•Chartreuse mounds of fragrant foliage with bright yellow flowers. Compact rounded habit.

H12-18"
W12-24"

Summer
Zone 6(-10°)



Saponaria Soapwort Thick, oval, dark green leaves covered with single flowers. Called soapwort because crushing the leaves in water forms a lather that once was used as a soap.

'Bressingham Pink' *NEW*

•Short stemmed clusters of bright, rose-pink flowers.

H2-4"
W6-12"

Spring
Zone 4(-30°)



lempergii 'Max Frei'

•Compact with branched, trailing stems of soft, blue-green oval leaves. Clusters of pink flowers cover the plant.

H8-16"
W12-16"

Summer
Zone 3(-40°)



ocymoides 'Soapwort'

•Plant forms a nice carpet of semi-evergreen foliage and produces small sprays of pink flowers.

H4-12"
W18-24"

Spring
Zone 4(-30°)



Saxifraga Rockfoil They are evergreen and form a dense mat of rosettes. Often used in rock gardens.

'Rocco Red'

•Uniform plant size, vigorous, shorter stemmed red flowers.

H3-5"
W6-8"

Spring
Zone 4(-30°)



Marto Series Features a long bloom window and displays masses of flowers from March to June. Its higher cold tolerance means more forgiveness in early frosts.

'Early Red' *NEW*

•Red with yellow eye

H4-6"
W5-7"

Spring
Zone 4(-30°)



'Hot Rose' *NEW*

•Hot pink with yellow eye

H4-6"
W5-7"

Spring
Zone 4(-30°)



'Red Picotee' *NEW*

•White with red tips

H4-6"
W5-7"

Spring
Zone 4(-30°)



'Rose' *NEW*

•Dark pink

H4-6"
W5-7"

Spring
Zone 4(-30°)



'White' *NEW*

•White with green eyezone

H4-6"
W5-7"

Spring
Zone 4(-30°)



Scabiosa Pincushion Excellent border plant with soft green foliage. Flower stamens protrude, inspiring the name "Pincushion Flower". Exceptionally long blooming.

columbaria 'Blue Note'

•Low mound of lacy, gray-green leaves bearing a very long display of small, button-shaped, soft lavender-blue flowers.

H8-10"
W8-12"

Summer
Zone 5(-20°)



columbaria 'Butterfly Blue'

•Lavender-blue flowers sit atop wiry stems which hover over the short mound of ferny, basal foliage.

H12-18"
W12-18"

Summer
Zone 5(-20°)



columbaria 'Flutter Vivid Violet'

•Large vivid violet flowers bloom on wiry stems with low, mounding, mildew-resistant foliage.

H12-18"
W12-18"

Summer
Zone 5(-20°)



LEGEND: 🦋=Pollinator • ✂=Cut Flower • 🌵=Drought Resistant • 🦌=Deer Resistant

▲=Native/Waterwise • ☉=Full Sun • ☼=Part Sun • ●=Full Shade • H=Height • W=Width



columbaria 'Pink Mist' •Pink flowers with a hint of lavender are borne atop wiry stems. They hover over the short mound of ferny basal foliage. This is a reliable, long-blooming selection.	H12-18" W12-18"	Summer Zone 5(-20°)	
japonica 'Ritz Rose' •Delicate rosy pink pincushion flowers bloom over glossy green leaves.	H6-8" W6-8"	Summer Zone 5(-20°)	
Sedum <i>Creeping Stonecrop</i> Fleshy succulent plants suited to the sunny rock garden or border. Extensive choice of foliage types, heights and colors.			
album 'Coral Carpet' •Pink flowers with coral and green foliage.	H2-6" W12-18"	Late Summer-Fall Zone 4(-30°)	
cauticula 'Cola' •Purple-flushed stems with rounded to spoon-shaped gray-green leaves and clusters of star-shaped, bright pink flowers.	H6-8" W10-12"	Late Summer-Fall Zone 3(-40°)	
dasyphyllum <i>Major</i> •White flowers with silver-blue foliage.	H2-4" W8-12"	Late Summer-Fall Zone 4(-30°)	
fosterianum ssp elegans 'Silver Stone' •Low, tight clump of blue-green, needle-like, evergreen foliage.	H6-10" W12-18"	Late Summer-Fall Zone 4(-30°)	
globosum 'Old Man Bones' •Yellow flowers with dark green, globular, puffed foliage.	H2-4" W8-12"	Late Summer-Fall Zone 4(-30°)	
hakonense 'Chocolate Ball' •Chocolate red foliage	H2-6" W12-18"	Late Summer-Fall Zone 4(-30°)	
hispanicum 'Purple Form' •Tight blue gray foliage changes to deep blue and then lovely hues of purple when cold. Produces small pink flowers.	H2-3" W8-12"	Late Summer-Fall Zone 3(-40°)	
'Little Missy' •Pink flowers with a green and white variegation.	H2-4" W8-12"	Late Summer-Fall Zone 4(-30°)	
'Little Miss Sunshine' •Dark green, glossy foliage with yellow flowers.	H6-8" W18-20"	Late Spring-Summer Zone 3(-40°)	
lydium 'Mossy' •Succulent, evergreen leaves turn bronzy-red in fall. Clusters of white flowers appear in early summer.	H2-4" W8-12"	Late Summer-Fall Zone 3(-40°)	
makinoi 'Ogon' •Yellow flowers with gold foliage.	H2-4" W12-18"	Late Summer-Fall Zone 4(-30°)	
pachycados <i>Creeping Stonecrop</i> •Blue-green rosettes. Foliage edges are notched and scalloped. Tiny white star-shaped flowers appear in summer.	H2-3" W12-14"	Summer Zone 5(-20°)	
reflexum 'Blue Spruce' •Yellow flowers with silvery-blue foliage.	H8-10" W18-24"	Late Summer-Fall Zone 4(-30°)	
rupestre 'Lemon Ball' •Yellow needle-like foliage. Produces yellow flowers.	H3-6" W10-12"	Late Summer-Fall Zone 3(-40°)	
rupestre 'Prima Angelina' •This variety has a denser, more compact habit. The needle-shaped leaves are more vivid golden color than Angelina.	H3-6" W6-8"	Late Summer-Fall Zone 4(-30°)	
rupestre 'Silver' •Yellow flowers with silver foliage.	H2-4" W10-12"	Late Summer-Fall Zone 4(-30°)	
rupestre 'Winter Fire' *NEW* •Foliage drastically burns though its rustic green, becoming ember-like in the fall until the entire plant is dark burgundy for the coldest months of the winter.	H2-4" W12-18"	Late Summer-Fall Zone 3(-40°)	
sediforme 'Turquoise Tails Blue' •Creamy yellow flowers with blue foliage.	H4-6" W8-12"	Late Summer-Fall Zone 4(-30°)	
sieboldii 'Aureo Mediovariegata' •Pink flowers with blue and yellow variegated foliage.	H6-8" W8-18"	Late Summer-Fall Zone 4(-30°)	

PERENNIALS



PERENNIAL
FAVORITES

spurium 'Dragon's Blood' •Deep-red flower buds open to brilliant pink with green foliage tinged with red margins in summer. Leaves will turn red with cooler temperatures in fall.	H3-4" W8-10"	Late Summer-Fall Zone 4(-30°)	○ ♣ ⊗
spurium 'Ruby Mantle' •Pink flower with burgundy foliage.	H2-6" W12-18"	Late Summer-Fall Zone 4(-30°)	○ ♣ ⊗
spurium 'Summer Glory' •Pink flower with dark green foliage.	H2-6" W12-18"	Late Summer-Fall Zone 4(-30°)	○ ♣ ⊗
spurium 'Voodoo' •Rose flower with dark purple foliage.	H2-6" W12-18"	Late Summer-Fall Zone 4(-30°)	○ ♣ ⊗
spurium 'What a Doozie' *NEW* •Spreading, attractive white and green variegated foliage. Blush pink and creamy pink flowers in fall.	H2-5" W13-15"	Late Summer-Fall Zone 5(-20°)	○ ♣ ⊗
'Steel the Show' •A low, spreading plant that forms a solid mat of bright blue-green foliage.	H6-8" W14-16"	Late Summer-Fall Zone 3(-40°)	○ ♣ ⊗
takesimense 'Atlantis' •Low growing, clumping succulent with bright green and cream variegated foliage. Yellow flowers.	H4-6" W10-12"	Late Summer-Fall Zone 4(-30°)	○ ♣ ⊗
Sunsparkler Series This series boasts attractive succulent foliage, early fall flowering and extended bloom time. These groundcover Sedums grow larger flower clusters.			
'Cherry Tart' •Pink flowers with dark red foliage.	H6-12" W8-18"	Late Summer-Fall Zone 4(-30°)	○ ♣ ⊗
'Dazzleberry' •Raspberry-pink flowers with smokey blue foliage.	H6-12" W8-18"	Late Summer-Fall Zone 4(-30°)	○ ♣ ⊗
'Dream Dazzler' *NEW* •Smoky purple leaves edged with hot pink. In spring tri colored leaves appear of pink, white and purple.	H6-12" W8-18"	Late Summer-Fall Zone 4(-30°)	○ ♣ ⊗
'Firecracker' •Pink flowers with red to green foliage.	H6-12" W8-18"	Late Summer-Fall Zone 4(-30°)	○ ♣ ⊗
'Jade Tuffet' •A smaller upright Sedum with narrow shiny green leaves, cherry red stems and masses of pink flowers.	H14-18" W8-18"	Late Summer-Fall Zone 4(-30°)	○ ♣ ⊗
'Lime Twister' •Pink flowers with small lime-green leaves outlined in bright cherry-red.	H6-12" W8-18"	Late Summer-Fall Zone 4(-30°)	○ ♣ ⊗
'Lime Zinger' •Pink flowers with lime-green foliage.	H6-12" W8-18"	Late Summer-Fall Zone 4(-30°)	○ ♣ ⊗
'Plum Dazzled' •Plum foliage with raspberry flowers.	H8-10" W14-18"	Late Summer-Fall Zone 4(-30°)	○ ♣ ⊗
'Wildfire' *NEW* •Red with pink edges. Pink flowers.	H6-12" W8-18"	Late Summer-Fall Zone 4(-30°)	○ ♣ ⊗
Sedum Upright Stonecrop			
'Autumn Charm' •Variegated foliage of green and cream with white buds that open to pink.	H14-18" W14-18"	Late Summer-Fall Zone 4(-30°)	○ ♣ ⊗
'Autumn Fire' •Rosy red flowers with green foliage.	H12-30" W18-24"	Late Summer-Fall Zone 4(-30°)	○ ♣ ⊗
'Autumn Joy' •Coppery pink flowers with green foliage.	H12-24" W18-24"	Late Summer-Fall Zone 4(-30°)	○ ♣ ⊗



'Class Act' •Mound of green succulent foliage topped with large, deep carmine-pink flower clusters that age to russet.	H18-23" W18-23"	Late Summer-Fall Zone 4(-30°)	○ ♀ ♀
'Frosted Fire' *NEW* •Rosy pink with variegated foliage.	H12-15" W15-18"	Late Summer-Fall Zone 4(-30°)	○ ♀ ♀ ✂
'Little Miss Sunshine' •Yellow flowers with dark green, glossy foliage.	H6-8" W18-20"	Late Summer-Fall Zone 3(-40°)	○ ♀ ♀
'Mr. Goodbud' •Dark pink flowers with deep blue-green foliage.	H12-18" W18-20"	Late Summer-Fall Zone 4(-30°)	○ ♀ ♀ ☼
'Neon' •Rosy magenta flowers with light green foliage.	H15-18" W12-15"	Late Summer-Fall Zone 4(-30°)	○ ♀ ♀ ☼
'Night Light' *NEW* •Deep olive green leaves on purple stems. Flowers are light yellow and mature into blush tones.	H22-26" W30-36"	Late Summer-Fall Zone 3(-40°)	○ ♀ ✂
Touchdown Series (telephium) Compact, low habit, with superior vigor and multiple crowns that grow quickly.			
'Teak' •Rose flowers with blue-green foliage.	H6-12" W12-16"	Late Summer-Fall Zone 4(-30°)	○ ♀ ♀ ☼
Sempervivum <i>Hen and Chicks</i> Well-known succulents with evergreen rosettes of leaves surrounded by smaller rosettes known as chicks. After flowering, the mother rosette dies to leave room for the chicks: remove this by tugging gently at the base.			
arachnoideum 'Cobweb' •Pale green with fine, silvery, web-like hairs.	H2-6" W6-12"	Summer Zone 3(-40°)	○ ♀ ☼
'Apple Blossom' *NEW* •Open rosette form that resembles an apple blossom. Green with pink.	H2-4" W6-12"	Summer Zone 3(-40°)	○ ♀ ☼
'Black' •Green with dark red tips.	H2-6" W6-12"	Summer Zone 3(-40°)	○ ♀ ☼
'Blue Boy' •Blue-gray with lilac tips.	H2-6" W6-12"	Summer Zone 3(-40°)	○ ♀ ☼
'Borisii' •Round balls of dense rosettes covered in fuzz. Green with purple tips.	H2-3" W2-3"	Summer Zone 3(-40°)	○ ♀ ☼
'Bronco' •Dark green with red tips.	H2-6" W6-12"	Summer Zone 3(-40°)	○ ♀ ☼
'Carmen' •Green with purple tips.	H2-6" W6-12"	Summer Zone 3(-40°)	○ ♀ ☼
'Centennial' *NEW* •Large, flat dusty purple rosettes that shade to green toward the center.	H6-8" W6-8"	Summer Zone 3(-40°)	○ ♀ ☼
'Dea' •Soft green with red tips.	H2-6" W6-12"	Summer Zone 3(-40°)	○ ♀ ☼
'Desert Bloom' *NEW* •Dusty rose tints the fleshy-pointed gray-green leaves.	H4-6" W6-12"	Summer Zone 4(-30°)	○ ♀ ☼
'Emerald Empress' NEW* •Greenish purple foliage.	H4-6" W6-12"	Summer Zone 3(-40°)	○ ♀ ☼
'Flasher' *NEW* •Lime green with cherry red tips.	H2-4" W6-12"	Summer Zone 3(-40°)	○ ♀ ☼
'Fuzzy Wuzzy' *NEW* •Green rosettes with white fringing.	H4-6" W8-12"	Summer Zone 4(-30°)	○ ♀ ☼
'Hopewell' •Large pointy leaves of bright jade green.	H4-6" W8-12"	Summer Zone 3(-40°)	○ ♀ ☼

PERENNIALS



PERENNIAL
FAVORITES

'Jade Rose' •Rose with green tips.	H2-6" W6-12"	Summer Zone 3(-40°)	○ ☀️ 🐇
'Kalinda' •The large succulent leaves are held in tight green heads with burgundy tips.	H3-6" W8-12"	Summer Zone 3(-40°)	○ ☀️ 🐇
'Lavender and Old Lace' •Green with red tips.	H2-6" W6-12"	Summer Zone 3(-40°)	○ ☀️ 🐇
'Mona Lisa' •Red with soft green and cobwebs in the center.	H2-4" W8-12"	Summer Zone 3(-40°)	○ ☀️ 🐇
'Oddity' •Tiny new plants appear in a circle surrounding the mother. These green leaves curl into a tube. During the colder months, the leaves are tipped in red.	H2-4" W6-12"	Summer Zone 2(-50°)	○ ☀️ 🐇
'Pacific Blue Ice' •Icy blue-green in color, becoming flushed with rose towards the center.	H3-4" W8-12"	Summer Zone 3(-40°)	○ ☀️ 🐇
'Pacific Feather Power' *NEW* •Tight rosettes that are burgundy in spring, changing to lime-green with burgundy tips, and covered with white bristles that form a dense cobweb in the center.	H3-4" W8-12"	Summer Zone 3(-40°)	○ ☀️ 🐇
'Pacific Plum Fuzzy' *NEW* •Fuzzy plum colored leaves.	H3-4" W8-12"	Summer Zone 3(-40°)	○ ☀️ 🐇
'Pacific Zaftig' *NEW* •Tightly-packed leaves that shift tone from green to crimson red and dark purple throughout the year. Covered in fuzz.	H3-4" W8-12"	Summer Zone 4(-30°)	○ ☀️ 🐇
'Purple Passion' •Dark purple rosettes with a touch of green in the edges.	H3-4" W8-12"	Summer Zone 4(-30°)	○ ☀️ 🐇
'Raspberry Ice' *NEW* •Silvery green with purple tips.	H3-4" W8-12"	Summer Zone 3(-40°)	○ ☀️ 🐇
'Red Nails' *NEW* •Green on one side, red on the other. Fuzzy tufts.	H3-4" W8-12"	Summer Zone 5(-20°)	○ ☀️ 🐇
'Reinhardt' •Apple green rosettes with near black tips.	H2-3" W8-12"	Summer Zone 3(-40°)	○ ☀️ 🐇
'Ruby Heart' •Rosettes of sharply pointed, silvery-blue to blue-green leaves which are flushed rosy red at the base. This color varies by season, intensifying in cold temperatures.	H4-6" W6-8"	Summer Zone 4(-30°)	○ ☀️ 🐇
'Shirley's Joy' *NEW* •Gray green with very fuzzy tips.	H2-4" W2-4"	Summer Zone 4(-30°)	○ ☀️ 🐇
'Sunset' •Green with dark tips.	H2-6" W6-12"	Summer Zone 3(-40°)	○ ☀️ 🐇
'Thunder' •Dark burgundy	H2-6" W6-12"	Summer Zone 3(-40°)	○ ☀️ 🐇
'Tip Top' *NEW* •Green with red tips.	H2-8" W6-8"	Summer Zone 3(-40°)	○ ☀️ 🐇
Chick Charms Series Exemplary colors, forms and hardiness.			
'Appletini' •Bicolor green with dark burgundy tips.	H1-2" W8-12"	Summer Zone 3(-40°)	○ ☀️ 🐇
'Autumn Apple' *NEW* •Large 8" rosette that is a candy apple red.	H2-3" W8-12"	Summer Zone 3(-40°)	○ ☀️ 🐇
'Berry Blues' •Blue	H3-6" W3-6"	Summer Zone 3(-40°)	○ ☀️ 🐇
'Butterscotch Baby' •Red	H3-6" W3-6"	Summer Zone 3(-40°)	○ ☀️ 🐇



'Cherries Jubilee' •Bright electric cherry red leaves in the spring and intensifies to a deeper red in the hotter months.	H3-4" W5-6"	Summer Zone 3(-40°)	○ ☿ ☼
'Choco Latte' •Dark chocolate with maroon tips.	H3-4" W5-6"	Summer Zone 3(-40°)	○ ☿ ☼
'Cosmic Candy' •Forms large rosettes that are a rich red color early spring into summer with a slightly cob webbed center.	H2-3" W9-12"	Summer Zone 4(-30°)	○ ☿ ☼
'Cranberry Cocktail' •Deep warm burgundy tipped with bright chartreuse-green.	H2-3" W6-8"	Summer Zone 3(-40°)	○ ☿ ☼
'Gold Nugget' •Bicolor gold foliage tipped in red.	H2-3" W8-12"	Summer Zone 3(-40°)	○ ☿ ☼
'Gold Rush' •A mat forming succulent of fleshy ruby-red leaves with bright gold tips. Larger rosettes than Gold Nugget, more open and leaves are thinner.	H2-3" W5-6"	Summer Zone 3(-40°)	○ ☿ ☼
'Lemon Waves' •Yellow and red	H3-6" W3-6"	Summer Zone 3(-40°)	○ ☿ ☼
'Mint Marvel' •Bicolor dark green with dark burgundy tips.	H2-3" W8-12"	Summer Zone 3(-40°)	○ ☿ ☼
'Pineapple Paradise' •Gold with red centers.	H2-3" W8-12"	Summer Zone 3(-40°)	○ ☿ ☼
'Powdered Pastry' •Red	H3-6" W3-6"	Summer Zone 3(-40°)	○ ☿ ☼
'Strawberry Kiwi' •Green in color with deep burgundy-red tips.	H2-3" W8-12"	Summer Zone 3(-40°)	○ ☿ ☼
'Sugar Shimmer' •Fuzzy light green leaves with red pointed tips.	H2-3" W8-12"	Summer Zone 4(-30°)	○ ☿ ☼
Chick Charms Giant Series Bred to be extra large. These are a great addition for rock gardens, wall plantings, borders, and groundcover.			
'Copper Canyon' *NEW* •Copper orange tips with bright green centers.	H3-8" W4-8"	Spring-Fall Zone 3(-40°)	○ ● ☿ ☼
'Gold Mine' *NEW* •Yellow-gold leaves with red centers.	H3-8" W4-8"	Spring-Fall Zone 3(-40°)	○ ● ☿ ☼
SuperSemp Large 8" single rosettes. Stunning geometric shapes and a beautiful array of colors.			
'Emerald' *NEW* •Silver-green with pale pink tips.	H8-10" W8-10"	Summer Zone 4(-30°)	○ ● ☿ ☿
'Fire Quartz' *NEW* •Pink-burgundy tipped in green.	H8-10" W8-10"	Summer Zone 4(-30°)	○ ● ☿ ☿
'Onyx' *NEW* •Mahogany to black	H8-10" W8-10"	Summer Zone 4(-30°)	○ ● ☿ ☿
'Ruby' *NEW* •Maroon	H8-10" W8-10"	Summer Zone 4(-30°)	○ ● ☿ ☿
Silene Catchfly Flowers similar to Lychnis but mostly low growing for rock gardens, walls or edging.			
dioca 'Clifford Moor' •With compact, gold-edged foliage and an abundance of single pink blooms, it provides three-season interest.	H6-12" W12-18"	Summer Zone 5(-20°)	○ ● ☿ ☿
petersonii 'Plateau Catchfly' *NEW* •Bright pink. Native to Utah.	H18-30" W24-36"	Late Summer Zone 4(-30°)	○ ☿ ☿
schafta 'Persian Carpet' •Compact groundcover, producing a carpet of soft pink blooms.	H4-6" W8-12"	Summer Zone 4(-30°)	○ ☿

PERENNIALS



PERENNIAL
FAVORITES

Solidago Golden Rod A native plant with branching clusters of flowers and deep green foliage. A long summer-blooming plant.

'Little Lemon' •Lemon yellow blooms over a dark green compact foliage.	H8-14" W12-18"	Late Summer-Fall Zone 4(-30°)	○ ☞☛☼
multiradiata 'Rocky Mountain' Dwarf Goldenrod •Yellow aster-like flowers summer to fall. Groundcover-like growth with upright flowering stems.	H10-12" W12-15"	Summer-Fall Zone 3(-40°)	○● ☛☼▲
rugosa 'Fireworks' •Electric yellow flowers on tall sturdy stems.	H36-48" W24-36"	Fall Zone 4(-30°)	○ ☞☛☼

Sorbus Western Mountain Ash

scopolina 'Western' *NEW* •White blooms. Bright orange berries and and fall colorl. Small tree.	H96-192" W	Summer Zone 2(-50°)	○● ▲
---	---------------	------------------------	---------

Sphaeralcea Globemallow

grossularifolia Gooseberry-leaf Globemallow *Native & Waterwise* •Star-shaped flowers are light orange in color. Deeply divided leaves are a light green.	H18-36" W12-24"	Summer Zone 4(-30°)	○ ☞☛▲
munroana Munro Globemallow *Native & Waterwise* •Bright-green round toothed foliage on slender stems with numerous five-petaled, salmon-orange flowers on leafy spikes.	H12-24" W18-24"	Summer Zone 4(-30°)	○ ☞☛▲

Stachys Betony Low spreading mat of woolly silver-gray leaves with spikes of flowers.

byzantina 'Countess Helen von Stein' •Velvet silver-green foliage.	H12-18" W18-24"	Insignificant Zone 4(-30°)	○☼
byzantina 'Little Lamb' •Green foliage.	H2.5" W12-15"	Summer Zone 4(-30°)	○☛☼
byzantina 'Silver Carpet' •Woolly silver foliage.	H8-12" W8-18"	Insignificant Zone 4(-30°)	○☼
officinalis 'Hummelo' •Clumps of green, long and narrow, textured leaves. Grows sturdy spikes of lavender-rose flowers.	H18-20" W9-12"	Mid Summer Zone 4(-30°)	○☼

Stanleya Prince's Plume

pinnata Prince's Plume *Native & Waterwise* •Plume-like, showy, yellow flowers. Leaves are silver-green and have a ferny texture.	H12-48" W14-18"	Summer Zone 4(-30°)	○☛▲
---	--------------------	------------------------	-----

Tanacetum Painted Daisy Lacy fern-like foliage. Daisy-like flowers 2 1/2" wide that bloom on wiry stems.

densum ssp. amani Partridge Feather *Native & Waterwise* •Soft spreading silver-white foliage with feather-like texture and yellow button flowers. Plant Select.	H8-10" W8-12"	Early Summer Zone 4(-30°)	○☛▲
niveum 'Silver' Snow Tansy *NEW* •White with a yellow center.	H18-24" W18-24"	Summer-Fall Zone 5(-20°)	○● ☛▲

Robinson's Series (coccineum) These plants have foliage that is bright green and ferny similar to a Yarrow, with upright stems bearing loads of single yellow-eyed daisies.

'Crimson' •Daisy-like scarlet-red flowers with a bright yellow center.	H24-36" W12-18"	Summer Zone 3(-40°)	○☛✂
--	--------------------	------------------------	-----

Tetranneuris (Hymenoxys)

acaulis v. arizonica 'Sol Dancer' *Native & Waterwise* •Produces numerous airy, yellow, daisy-like flowers suspended above a tuft of light green basal foliage. Requires no deadheading. Sego Supreme	H12-18" W12-14"	Early Spring-Summer Zone 3(-40°)	○● ☛▲
--	--------------------	-------------------------------------	----------

**Teucrium *Germander***

aroonium 'Majoricum' •Gray-green leaved, evergreen groundcover is very fragrant with a sweet honeysuckle scent. Purple-mauve colored blooms.	H12-18" W24-36"	Late Spring-Summer Zone 4(-30°)	○ ● ♂ ♀
chamaedrys 'Germander' •Dwarf evergreen shrubby plant with glossy green foliage. Short spikes of rosy purple flowers.	H12-24" W8-10"	Summer Zone 4(-30°)	○ ● ♀
chamaedrys 'Prostratus' •Extremely low-growing. The glossy, dark green leaves are small with serrated margins and produce pink-purple blossoms.	H6-10" W24-36"	Late Spring-Summer Zone 4(-30°)	○ ● ♂ ♀

Thalictrum *Meadow Rue*

aquilegifolium <i>Meadow Rue</i> •Clustered, fluffy flower heads of lilac blooms on erect stems.	H24-30" W18-24"	Summer Zone 4(-30°)	○ ● ♂ ♀
aquilegifolium 'My Little Favorite' *NEW* •Compact growth habit. Pinky purple blooms.	H12-24" W10-20"	Summer Zone 3(-40°)	○ ● ♂ ♀
'Purplelicious' •Purple flower clusters on dark purple stems with fern-like green leaves. Compact growth habit and it's perfect for small gardens.	H12-14" W8-10"	Summer Zone 5(-20°)	○ ● ♂ ✂

Thermopsis Common native perennial often seen in meadow clearings and along roadways.

lupinoides 'Golden Candles' *NEW* •Clusters of yellow pea-shaped flowers.	H24-36" W20-30"	Spring-Summer Zone 3(-40°)	○ ● ♂ ♀
---	--------------------	-------------------------------	------------

Thymus *Creeping Thyme* Bushy or mat-forming herbs with small aromatic leaves and short spikes of flowers. Creeping habit makes an attractive ground cover.

citriodorus 'Archers Gold' •Pink flowers with gold foliage and a citrus fragrance.	H2-6" W8-12"	Spring-Summer Zone 4(-30°)	○ ♀
citriodorus 'Doone Valley' •Purple flowers with white and green variegated foliage and a citrus fragrance.	H2-6" W8-12"	Spring-Summer Zone 4(-30°)	○ ♀
'Juniper' •Plants form a low, shrubby evergreen clump of tiny gray-green leaves, bearing clusters of soft-pink flowers.	H2-6" W8-12"	Spring-Summer Zone 4(-30°)	○ ♀
pseudolanuginosus <i>Woolly</i> •Pink with woolly, silver-gray foliage.	H2-6" W8-12"	Spring-Summer Zone 4(-30°)	○ ♀
'Spicy Orange' •Lavender-pink flowers and a citrus fragrance.	H2-6" W8-12"	Spring-Summer Zone 4(-30°)	○ ♀
serpyllum 'Elfin' •Ornamental herb with purple blooms and tiny evergreen leaves.	H2-6" W12-24"	Spring-Summer Zone 4(-30°)	○ ♀
serpyllum 'Magic Carpet' •Produces pink rounded flower heads with lemon scented foliage.	H2-6" W12-24"	Spring-Summer Zone 4(-30°)	○ ♀
serpyllum 'Pink Chintz' •Salmon-pink flowers cover fuzzy, gray-green leaves.	H2-6" W12-24"	Spring-Summer Zone 4(-30°)	○ ♀

Tradescantia *Spiderwort* Delightful three-petal flowers atop grass-like foliage.

'Amethyst Kiss' •Large clusters of periwinkle blue flowers with dark yellow stamens; one of the longest blooming Spiderworts.	H12-18" W12-18"	Early Summer Zone 4(-30°)	○ ● ♂ ✂
'Bilberry Ice' •Triangular, white blossoms with a fuzzy splash of lavender in the center. Each 3-petaled flower only lasts for one day, but the plants have lots of buds, extending the bloom time up to eight weeks. The flowers are self-cleaning, so deadheading is not necessary.	H15-20" W18-20"	Early Summer Zone 4(-30°)	○ ● ♂ ✂

PERENNIALS



PERENNIAL
FAVORITES

'Blue and Gold' *NEW* •Greenish-yellow foliage forms a compact mound with bright blue flowers. It will bloom all summer if deadheaded.	H18-21" W18-23"	Early Summer Zone 3(-40°)	
'Charlotte's Web' *NEW* •Compact, clump forming habit. Gold foliage with lavender blue flowers with yellow stamens.	H16-18" W24-28"	Early Summer Zone 3(-40°)	
'Concord Grape' •Triangular violet-blue flowers with fuzzy purple stamens tipped with golden yellow pollen over blue-green foliage.	H14-20" W18-24"	Early Summer Zone 4(-30°)	
'Ocean Blue' •Very large, light blue flowers. Fast-growing. Prefers full sun to light shade and moist, rich soil.	H24-30" W24-28"	Early Summer Zone 4(-30°)	
'Pink Chablis' •Pink flowers with ruffled white edges.	H14-18" W16-18"	Early Summer Zone 4(-30°)	
Trifolium Clover Ornamental selection of clover. Makes a nice edging or groundcover.			
repens 'Atropurpurea' •A dwarf, prostrate, mat-forming perennial. Deep purple leaves with white flowers that bloom in late spring. Nitrogen fixing plant which is used in crop rotation.	H25-50" W5-12"	Late Spring Zone 4(-30°)	
Verbascum Mullein Plant has leaves arranged in a low flat rosette, with upright candelabra-like spikes of showy flowers. Generally biennial.			
'Dark Eyes' *NEW* •Bright yellow with a dark eyezone.	H10-12" W12-14"	Summer Zone 5(-20°)	
'Plum Smokey' *NEW* •Large smoky blue-purple flowers.	H8-15" W8-12"	Summer Zone 5(-20°)	
Verbena Hardy Verbena			
canadensis 'Homestead Purple' *NEW* •Purple	H6-8" 6-12"	Late Spring-Fall Zone 7(20°)	
Veronica Speedwell			
austrica 'Venice Blue' Creeping Speedwell •Large bright blue flowers and attractive habit, spires are short but multi-floral.	H10-12" W10-12"	Early Spring Zone 4(-30°)	
'Da Vinci Delight' *NEW* •Lilac	H18-20" W24-28"	Summer Zone 4(-30°)	
'Giles Van Hees' •The dwarf, compact, dark green foliage forms a nice mound topped by bright pink flower spikes.	H6-14" W8-12"	Summer Zone 4(-30°)	
liwanensis Turkish Creeping Speedwell •Masses of cobalt-blue flowers, backed by rugged deep green leaves.	H2-4" W12-18"	Spring Zone 4(-30°)	
peduncularis 'Georgia Blue' Creeping Speedwell •Powder blue with a small white center; foliage is a dark purple and green.	H4-6" W12-18"	Early Spring Zone 3(-40°)	
prostrata 'Whitewater' Creeping Speedwell •Pure white flowers with glassy, dark green foliage which turns burgundy in fall.	H2-6" W12-18"	Early Spring Zone 4(-30°)	
'Reavis' Crystal River Creeping Speedwell •Pale lavender-blue with a small white center.	H2-4" W12-18"	Late Spring Zone 4(-30°)	
'Snowmass' •Small, four-petaled white flowers with a blue eye.	H1-2" W14-18"	Summer Zone 3(-40°)	



spicata 'Royal Candles' •Masses of violet-blue spikes grow up above the compact, upright, deep green foliage.	H12-18" W12-18"	Summer Zone 4(-30°)	○ ● ✂ ✂
'Waterperry Blue' Creeping Speedwell •Sky blue with a small white center.	H4-6" W12-18"	Summer Zone 4(-30°)	○ ● ●
Moody Blues Free flowering upright habit.			
'Dark Blue' •Purple blue	H12-18" W12-18"	Summer Zone 4(-30°)	○ ● ●
'Dark Pink' •Pink	H12-18" W10-18"	Summer Zone 4(-30°)	○ ● ●
'Pink' •Light pink	H12-18" W10-18"	Summer Zone 4(-30°)	○ ● ●
'Sky Blue' •Light blue	H12-18" W12-18"	Summer Zone 4(-30°)	○ ● ●
'White' •White	H12-18" W12-18"	Summer Zone 4(-30°)	○ ● ●
Skyward Series Dense, compact habit with sturdy stems. Powdery mildew resistant. Higher flower count.			
'Blue' •Durable, upright, dark blue flowers.	H14-18" W14-18"	Late Spring-Summer Zone 4(-30°)	○ ● ●
'Pink' •Durable, upright, medium pink flowers.	H14-18" W14-19"	Late Spring-Summer Zone 4(-30°)	○ ● ●
Viguiera Showy Goldeneye An Intermountain west native that can be somewhat aggressive and does well on disturbed sites. Does well in variable soil conditions.			
multiflora 'Showy' *NEW* •Deep green foliage and bright yellow flowers.	H24-36" W24-36"	Fall Zone 3(40°)	○ ● ✂ ▲
Vinca Periwinkle			
minor 'Bowles' •One of the best groundcovers for shade, displaying violet-blue flowers against small, glossy lime-green leaves edged with white. Evergreen foliage.	H2-4" W12-18"	Summer Zone 5(-20°)	● ●
Viola Sweet Violet Hardy perennial has fragrant, Pansy blooms with trailing, compact, dark green foliage. Does best during cool weather.			
corsica 'Corsican Violet' •Deep violet-blue with a tiny yellow center.	H4-6" W8-10"	Spring Zone 4(-30°)	● ●
Zauschneria (Epilobium) Hummingbird Trumpet			
canum 'Coral Canyon' *NEW* •Coral	H12-18" W24-36"	Late Summer-Fall Zone 7(0-10°)	○ ● ✂ ▲
canum 'Everett's Choice' •Bright orange-red tubular flowers.	H6-12" W12-24"	Late Summer-Fall Zone 5(-20°)	○ ● ✂ ✂ ▲
canum 'Marin Pink' •Soft pink tubular flowers over a sage green mat.	H10-12" W18-36"	Late Summer-Fall Zone 7(0-10°)	○ ● ✂ ✂ ▲
canum 'Sierra Salmon' •Cool late blooms with silver foliage and soft coral flowers.	H8-12" W12-24"	Late Summer-Fall Zone 5(-20°)	○ ● ✂ ▲
canum 'Summer Snow' •Bright white tubular flowers over a low growing, spreading mat.	H10-12" W12-18"	Summer-Fall Zone 5(-20°)	○ ● ● ✂ ✂ ▲

PERENNIALS



PERENNIAL
FAVORITES

garretii 'Orange Carpet' *Native & Waterwise* •Bright orange flower with a loose mat of bright green foliage.	H4-6" W14-18"	Summer-Fall Zone 4(-30°)	○ ● ☙ ☘ ▲
latifolia Firechalice *Native & Waterwise* •Scarlet-orange trumpet-like flowers with a dark green foliage. Best used in rock or xeric gardens. Easy to grow and maintain.	H12-36" W18-36"	Summer-Fall Zone 4(-30°)	○ ● ☙ ☘ ▲
latifolia californica 'Stardust' *Native & Waterwise* •Bright orange tubular flowers. More upright, tidy habit with dusty silver foliage.	H12-18" W12-18"	Summer-Fall Zone 5(-20°)	○ ● ☙ ☘ ▲
Zinnia Prairie Zinnia Mounding perennial with showy yellow-orange flowers. Blooms summer to fall. Excellent for rock garden plantings. Prefers warm areas with good drainage.			
grandiflora 'Gold on Blue' *NEW* •Golden-yellow blooms on a superb native ground cover.	H3-4" W12-15"	Summer-Fall Zone 4(-30°)	○ ● ☙ ☘ ☙
grandiflora *NEW* •A spectacular bedding and border perennial. This plant forms a ground-hugging cushion less than 6 inches tall and completely covered with yellow flowers summer to fall.	H4-6" W12-15"	Summer-Fall Zone 4(-30°)	○ ● ☙



PERENNIAL FAVORITES

**GROWING WHAT MATTERS
SINCE 1992**